



McKechnie®
Transforming Aluminium

MILL RUN STANDARDS CATALOGUE AND TECHNICAL DATA

7th Edition

May 2024



Contents

Technical Information & Data



McKechnie®
Transforming Aluminium

INTRODUCTION		<u>Page 3</u>
EXTRUSION DATA		<u>Page 5</u>
TOLERANCES		<u>Page 19</u>
Group 1 - GEOMETRIC SHAPES		
Angles	Group 1.1	Page 29
Channels	Group 1.2	Page 34
Flats and Half Rounds	Group 1.3	Page 38
Hollow Squares and Rectangles	Group 1.4	Page 43
I Beams	Group 1.5	Page 49
Rounds, Squares and Hexagons	Group 1.6	Page 50
Tees	Group 1.7	Page 53
Extruded Tubes	Group 1.8	Page 54
Zeds	Group 1.9	Page 57
Top Hats	Group 1.10	Page 58
Miscellaneous Angles	Group 1.11	Page 62
Miscellaneous Channels	Group 1.12	Page 64
Miscellaneous Tees	Group 1.13	Page 72
Miscellaneous Tubes	Group 1.14	Page 74
Group 2 - BUILDING EXTERIOR		
Balustrades	Group 2.1	Page 77
Coolstore and Annexes	Group 2.2	Page 80
Glazing Bars	Group 2.3	Page 92
Louvre Blades	Group 2.4	Page 94
Pacific Shopfront 75 Series (NZ only)	Group 2.5	Page 101
Pacific Shopfront 100 Series (NZ only)	Group 2.6	Page 107
Pacific Commercial Doors (NZ only)	Group 2.7	Page 111
Commercial Shopfront (Australia only)	Group 2.8	Page 116
PWD No.2 Suite (Australia only)	Group 2.9	Page 120
Thresholds	Group 2.10	Page 131
Head Flashings and Sill Pans	Group 2.11	Page 132
Group 3 - BUILDING INTERIOR		
Sliding Doors and Wardrobe Sections	Group 3.3	Page 133
Stair Treads and Nosings	Group 3.4	Page 135
Trims and Mouldings	Group 3.5	Page 138
Wallboard Jointers	Group 3.6	Page 141
Internal Glazing	Group 3.7	Page 144
Partition Posts	Group 3.8	Page 144
Group 4 - SECURITY		
Security Doors and Windows	Group 4.1	Page 145
Security Mesh	Group 4.2	Page 149
Staking Angles	Group 4.3	Page 150
Insect Screens	Group 4.4	Page 155



McKechnie®
Transforming Aluminium

Contents

Technical Information & Data

Group 5 - TRANSPORT

Bull Bars	Group 5.1	Page 157
Dripmoulds and Awnings	Group 5.2	Page 166
Marine	Group 5.3	Page 167
Light Duty 1 Tonne Truck Deck	Group 5.4	Page 174
Medium Duty 1-2 Tonne Truck Deck	Group 5.5	Page 176
General 1-2 Tonne Truck Deck	Group 5.6	Page 178
Titan 1-2 Tonne Truck Deck	Group 5.7	Page 179
4-6 Tonne Truck Deck	Group 5.8	Page 181
16 Tonne Truck Deck	Group 5.9	Page 183
Miscellaneous Flooring	Group 5.10	Page 184
Sideboard Options	Group 5.11	Page 185
Rope Rail Brackets	Group 5.12	Page 187
Curtain Side Top Tracks	Group 2.13	Page 188
Headboard and Rub Rails	Group 5.14	Page 189
Cargo Van Sections	Group 5.15	Page 190
Air Flow Flooring	Group 5.16	Page 195
Miscellaneous Transport	Group 5.17	Page 196

MISCELLANEOUS

Cable Ladders	Misc 1.1	Page 197
Picture Frames	Misc 2.1	Page 198
Signs	Misc 3.1	Page 199
Yacht Masts	Misc 4.1	Page 202
Miscellaneous	Misc 5.1	Page 203

INDEX

Page 209



McKechnie®
Transforming Aluminium


EXTRUSION DATA AND TOLERANCES

May 2024



Edition 7.4

Introduction



McKechnie®
Transforming Aluminium

McKechnie® Aluminium is one of Australasia's leading aluminium specialists, manufacturing an extensive range of standard extrusions, customer exclusive extrusion and providing world class aluminium fabrication services.

McKechnie® Aluminium is the only Australasian manufacturer who provides a full "foundry to fabrication" offer with service levels you can only get from a local supplier. We are proud of our 60 years in business and the unmatched level of technical expertise and market experience this has given us.

The range of standard shapes in this catalogue will meet most customers' requirements, however if you have an application or design that is unique to you, we can easily provide a custom product or solution specifically for you.

To make it easy for you to find the section you are looking for, this catalogue has been organised into product groups and has a full index of sections and page numbers on page 209.

Design:

All sections shown in this catalogue are McKechnie® Aluminium standard designs and available to all customers. These designs are owned by McKechnie® Aluminium and protected by copyright.

Availability:

Products in this catalogue are subject to minimum production runs and normal production lead times at time of order. Smaller quantities of these extrusions can be supplied ex-stock via our McKechnie® Direct channel with next day delivery nationwide.

Additional Sections will continue to be added to our range so visit our website www.mckechnie.co.nz for the latest version of this catalogue or call us to ask about any sections not listed.

Surface Finishing, Fabrication and Pricing:

Please contact your nearest McKechnie® Aluminium sales outlet (details on next page). We can also offer surface-finishing options, powder-coating and anodising, and such services as precision cutting, punching, drilling via our Fabrication operation.

Technical Data:

The alloys available and extrusion tolerances are listed in the front of this catalogue. This information is a guide only. Please contact us if you have any questions on alloys or tolerances not covered in this catalogue.

- Drawings individually listed are full-scale unless endorsed otherwise.
- All sharp corners are slightly radiussed.

This catalogue is available both wholly and in part through Electronic Communication. Access information available on request.



McKechnie
Transforming Aluminium

Introduction

NEW ZEALAND

Mill & Fabrication
Stocked Product & Standard Geometric Shapes

0800 625 000
0800 625 111
or email distribution@mckechnie.co.nz
0800 733 755
36 Paraitē Road, Bell Block 4373
Private Bag 2007, New Plymouth 4243

FAX:

New Plymouth:
(Head Office & Factory)

AUSTRALIA

PHONE:
FAX:
NSW, Victoria, Adelaide
NSW, Victoria
Queensland

1 800 004 911
1 800 005 569
+61 408 624 868
+61 409 003 780
+61 412 129 482

CHECK OUT OUR WEBSITE

www.mckechnie.co.nz

Copyright © Terms of Use

McKechnie® Aluminium Solutions Limited makes this Catalogue available for the general use and reference of customers. In doing so, all use of the Catalogue is governed by these terms of use.

Copyright in this Catalogue and, where applicable intellectual property rights in any proprietary products and systems contained, are reserved in all respects to McKechnie® Aluminium Solutions Ltd. No copying, appropriation or modification of this Catalogue, or use of any proprietary products and systems, is permitted without express written consent of McKechnie® Aluminium Solutions Ltd.

All registered trademark rights in the name "McKechnie" and logo are reserved to McKechnie® Aluminium Solutions Ltd.


All information contained in this Catalogue should be considered for general information only. While great care has been taken to ensure the information contained is complete and accurate this Catalogue does not constitute an offer by McKechnie® Aluminium Solutions Ltd to sell or supply any item nor that an item will at all times be available for supply.

McKechnie® Aluminium Solutions Ltd reserves the right at any time to cease supply of items (whether permanently or temporarily) and/or to alter the specifications or nature of any item contained in the Catalogue. A customer must always specifically enquire at McKechnie® to determine whether any item required is available and in the form required by the customer.

Any order by a customer will always be subject to the Terms of Trade in use from time to time by McKechnie® Aluminium Solutions Ltd.

McKechnie® Aluminium Solutions Ltd accepts no liability or responsibility for any loss, damage, cost or expense in any form suffered by any person and which results from any error or omission in this Catalogue or as a result of any inability to supply an item from this Catalogue for any reason (whether temporary or permanent). McKechnie® further excludes any representation or warranty that the items in the Catalogue are fit or suitable for any particular purpose and on each occasion a customer must order items solely in reliance on their own judgment.

© McKechnie® Aluminium Solutions Ltd (2009-2024).



McKechnie®
Transforming Aluminium

ALUMINIUM IN ARCHITECTURE

The growth of aluminium in architecture in New Zealand has been quite dramatic in recent years. When McKechnie® Aluminium first commenced extruding aluminium in 1958 in this country, domestic windows, patio doors, and generally domestic components of aluminium were virtually unknown. Commercial window applications were in their early stages while the interiors of commercial buildings contained virtually no aluminium. Partitions, for example, were almost entirely of solid-wall construction.

Since then we have reached the stage where aluminium is virtually standard in many of these areas and its proportional penetration continues to grow. Aluminium is still the 'modern' metal. It lends itself well to the slender, open appearance which is evident in many buildings. Commercial building construction has passed through a number of phases in which the trend in the sixties was towards curtain-wall construction, whilst now there is greater emphasis on the use of individual windows and various building panels.

Internally, demountable partitioning is now almost universal, using hollow framing members, often aluminium extrusions designed to take electrical and other services. These partitions can be easily moved according to demand from time to time, thus facilitating the most effective use of ever increasingly expensive office accommodation.

One of the major areas of aluminium penetration has been in windows and doors, both domestic and commercial, and in shop fronts. Aluminium gives the architect almost unlimited freedom in setting out his window requirements and allows him to specify profiles which satisfy his needs and offer him a completely draft-proof window, permanent in its proof against infiltration. Good provision of weather stripping is no problem with extruded sections and is generally used.

Aluminium in window and door frames in the various finishes available provides an excellent blend, often with striking effect, with timber paneling, bricks, stone, and most of the decorative building materials available. Aluminium has proved itself eminently suitable as a metal for the manufacture of windows, doors, shop fronts and similar installations since it can be formed and fabricated in ways hitherto commercially impossible for both wood and steel. As a result, various new forms of fenestration have been made economically possible.

High-purity aluminium is soft and ductile, and strength and hardness are acquired by the addition of various alloying elements such as magnesium, silicon, manganese and copper. Aluminium products are either wrought or cast, depending on whether their shape results from mechanically working the metal or from casting molten metal. Wrought alloys are used to produce extruded shapes, forgings and sheet products while cast alloys are used for the production of ornamental components and the mass-production of standard parts.

Aluminium is light in weight, being, for example, three times lighter than steel. It has excellent strength and durability. Properly installed, aluminium can provide years of dependable service, with its high, inherent resistance to atmospheric corrosion. Unlike many other metals, aluminium does not cause unsightly weathering stains on other materials. It responds well to various forming operations, cutting, welding and forging, and thus offers considerable flexibility in its use. It can be joined by all commonly-used methods such as welding, and use of adhesives and mechanical fasteners. It is non-sparking and non-magnetic. Aluminium has certain properties which require the architect's attention in using it most effectively.

The selection of an alloy for a particular application should be based on a careful evaluation of design requirements by way of mechanical properties and finishing characteristics. McKechnie® Aluminium alloy 6060 has proved highly successful for extruded sections for the manufacture of windows, doors and architectural joinery in various finishes. Other alloys can be used for certain specific extruded applications.

Aluminium extrusions have a comparatively high coefficient of expansion which is 0.000023mm per mm length of extrusion per 30° C. A length of aluminium extrusion 6 metres long will expand over 4mm when the temperature rises 30° C. When designing, especially building design, provision should be made for expansion and contraction caused by temperature changes. Thermal expansion is particularly important where aluminium extrusions are used with other materials which have different expansion rates.

Practically all aluminium alloys can be welded. For fusion welding the inert gas-shielded arc methods are now used almost exclusively and offer the advantages of high welding speed and freedom from flux problems.



McKechnie[®]
Transforming Aluminium

THE NATURE AND BENEFITS OF ANODISED ALUMINIUM

The capacity of aluminium to respond to anodising, the most familiar of finishes, makes aluminium a most important metal in a quite fundamental way. The fact that aluminium can take on this attractive, durable and tough-wearing finish makes it possible to exploit its strength and lightness in a large number of applications, particularly in building construction. Anodising essentially is an induced thickening of the natural protective oxide film on the metal's surface. It is a conversion of the parent metal and thus is not a 'coating' in the usual sense.

Unless severely deformed or stressed by excessive thermal movement, the anodic film will not chip, peel, or crack. With conventional sulphuric acid anodising, the alloys usually anodised produce a clear, hard, and extremely corrosion-resistant film capable of being coloured. The functional and decorative potential this confers on the metal is widely exploited in applications ranging from building components to domestic cookware.

Variations of the conventional electrolyte composition and process variables produce anodic coatings of distinctive functional properties. Thus, very hard anodic films are developed to provide abrasion resistant surfaces on gears, pistons, bearings, and similar components.

Anodic films are coloured by a variety of methods. Conventional sulphuric acid films are microscopically porous, and organic or inorganic dyes and pigments may be incorporated and sealed in the film. The more durable coloured films necessary in exposed environments are more usually produced integrally with the evolution of the anodic layer and are quite permanent.

Whether clear or coloured, it is important that designers understand the essential nature of anodising. Inevitably, the anodic film reproduces the physical nature of the original metal surface. Not only does this mean that any mechanical finish applied previously to the surface will be clearly evident, but even the characteristics of different metal forms will persist. Thus, an extruded element and a sheet element, if colour anodised to the same specification and placed together, will show an apparent colour difference due solely to minor but characteristic differences in surface profile peculiar to the mill process which produced them.

The basic anodising process consists of a suitable chemical pre-cleaning dip, followed by etching in a caustic soda or acid base solution, anodising electrolytically in a sulphuric acid or other solution, and finally sealing to preserve the anodised surface. The anodised surface is in fact an inert, and therefore a protective film of aluminium oxide. The thickness of the aluminium oxide "anodised" coating can be varied by processing time. The depth of anodised coating may be varied according to application.


- 25 Micron is recommended for heavy duty external permanent architectural applications where little deterioration can be tolerated.
- 15 Micron is recommended for the majority of ordinary architectural requirements.
- 10 Micron is suitable for internal applications, and outdoor applications where cleaning is very frequent, for example, caravan trim.

The above figures when specified are minimum figures, and film thickness is checked on a batch basis by electronic means.

Colour finishes are checked for colour match against standards.

Cleaning is desirable if the fine finish of anodized aluminium is to be preserved. Deterioration of the anodic film occurs mainly as a result of grime deposition and attack by contaminated moisture, which in a coastal environment contains chlorides and in an industrial or urban environment contains sulphur compounds. Deposited grime absorbs contaminated moisture like a sponge and holds it against the anodized surface; this permits the attack to proceed thereby damaging the film, which cannot be restored without removal. Regular cleaning is desirable, the frequency depending on accessibility and the severity of the environment. In a rural atmosphere where grime deposition and pollution of the atmosphere are at a minimum, cleaning may not be needed more frequently than every six months in order to remove deposits and restore the appearance.

In industrial and marine environments more frequent cleaning, e.g. monthly, is necessary and the maximum period between cleanings should never be more than three months. Under the worst conditions involving heavy grime deposition and atmospheric pollution by both sulphur compounds and chlorides, even more frequent



McKechnie®
Transforming Aluminium

cleaning is advisable if deterioration of the anodic film is to be prevented.

As a general rule, it could be assumed that with outdoor applications anodized components should be cleaned with the same frequency as windows, using the same materials and techniques.

Where an anodized surface has been neglected, it is sometimes possible to effect restoration by the use of solvents such as kerosene or mineral turpentine in conjunction with a mild household abrasive using a soft cloth. The use of harsh abrasives will damage the film beyond repair.

HANDLING AND STORAGE OF ALUMINIUM

All fabricators and other manufacturers who use aluminium as a raw material face the need to handle and store it. Aluminium can, with very little care, be kept in good condition. It has a high natural resistance to the corrosive conditions normally encountered during transport and storage. The principal conditions against which it is necessary to guard are those likely to cause surface abrasion and water stains.

Every effort is made at McKechnie® Aluminium to pack aluminium extrusions in a way which avoids surface deterioration during transport. The method of packing minimises damage due to flexing and twisting, while paper and spiral plastic wrapping protects ultimately visible surfaces. The method used has proved highly successful in New Zealand for many years.

Nevertheless, it is advisable to inspect all loads as soon as possible after arrival to ensure that damage has not in fact been caused by excessively severe conditions during transport.

When transport marks are present they take the form of scratches or general abrasion, or a condition resembling black cinders embedded in the metal. The latter results from mechanical abrasion followed by oxidation of the abraded areas. The main disadvantage of such a damaged surface is its unsightliness and its effects on finishing operations. It is not important if the damaged face is ultimately not visible. Surface damage does not affect mechanical properties.

Water stains are non-metallic in appearance and while usually whitish, may appear iridescent, depending on the alloy or degree of oxidation. They are caused by entrapped water between adjacent surfaces of closely stacked metal. The purer aluminium alloys are more resistant to water stain, while the condition seems most pronounced on those alloys having a high magnesium content. Water stain is superficial and mechanical properties of the metal are not affected.

Should a shipment of aluminium arrive in a wet condition, it should be immediately thoroughly dried before storing. Drying may be by evaporation in air or by means of dry air currents. Very wet metal should first be wiped down.

When a metal is dried as above within a short period of its becoming wet, no stain will result. If there is a slight stain and the metal is dried, the stain will not develop further.

Aluminium, once dry, should not be stored near such obvious water sources as steam and water pipes and should be kept a reasonable distance from open doors and windows.

Probably the most troublesome cause of water stains is condensation. It may be prevented by avoiding conditions where the temperature of the metal drops below the dew point of the surrounding air, or, conversely, where the moisture content of the air increases enough to take the dew point above the metal temperature. It is thus important that there should not be a sudden fall in temperature or increase in humidity in the place of storage.

Architectural extrusions, as packed by McKechnie® Aluminium, will keep well in their packs for a reasonable time so long as atmospheric conditions do not vary too greatly as described above. However, the packs should not be stored outside since they are not designed to withstand exposure to weather and the variations which occur outside.

When cold metal is brought into a warm shop area it should be left undisturbed, in its pack until the aluminium has been brought up to room temperature. This may take 36 to 48 hours. Opening the pack before the metal



McKechnie®
Transforming Aluminium

has reached room temperature may result in water stain from the condensation which forms on the cold metal.

When the surface of a stain is reasonably smooth and it is quite superficial, appearance can be improved by mechanical or chemical treatments. Scratch brushing with "Scotchbrite" is effective in removing water stains. A suitable chemical dip which does not produce undue etching is an aqueous solution containing 10% sulphuric acid and 3% chromic acid at 82° C.

In storing aluminium it is desirable to avoid contact with other metals which sometimes cause scratches or other marks. The use of shelving or racks faced with dried wood is recommended. Aluminium should also be kept away from caustics, nitrates, phosphates and some acids.

When large quantities of metal are used continuously the oldest stock should be used first. Stock on hand should be checked from time to time and this will help to prevent any serious corrosion.

SOME CORROSION ASPECTS OF ALUMINIUM

All materials of construction have individual characteristics which call for special consideration in design, fabrication and installation. Aluminium is no exception and needs to be installed in proper fashion if best use is to be made of it and maximum service is to be obtained.

Most of the standard aluminium alloys supplied for architectural and structural applications (e.g. McKechnie® Aluminium 6063 and 6060, 6061 etc.) perform very satisfactorily in normal exposed positions. The immunity of aluminium to the atmosphere arises from the protective nature of the oxide film which acts as a barrier to corrosion. For many purposes, decorative as well as protective, the naturally formed oxide film is thickened by anodising and the protective value of the oxide film is thus considerably increased. The comments which follow apply mostly to unanodised aluminium.

In every climate where the atmosphere is at all humid, building and engineering materials undergo some chemical change with the passage of time and are subject to some form of corrosion.

Specific Modes of Attack

Several characteristic modes of attack on aluminium may be distinguished. In the presence of specific substances simple chemical attack may occur. Attack of aluminium by very weak corrosive solutions, such as contaminated rain water, is often insignificant if not prolonged, but it becomes important if circumstances cause the solution to be retained in contact with the metal. Sodden timber lying flat on aluminium, or moist insulation in contact with it are examples of absorbent material acting with a poultice effect. The corrosive solution is held continually in contact with the metal and rapid attack may result.


Crevice effect describes the acceleration of attack when moisture is lodged, for example, in the crevices of riveted or bolted joints in a structure, or when moisture is held by surface tension between the aluminium surface and some object lying against it.

It is possible for a building material when wet to liberate some specific chemical which can corrode aluminium used in the structure. This is corrosion by moisture exudation. Those which may attack aluminium are chiefly from alkaline building materials such as freshly-set plaster, mortars and cements and also acids from certain timbers when wet or unseasoned.

Corrosion of aluminium may be accelerated through contact with another metal in moist or wet conditions and this is known as galvanic corrosion. The two metals, together with water present, constitute a cell, causing a small electric current to flow and leading to corrosion of the less noble metal.

For example, when copper or steel is in contact with aluminium under above conditions aluminium will corrode but when zinc (galvanised surface) is in contact with aluminium then zinc will corrode.

Stainless steel and aluminium form an exception because the combined resistance of the two protective films impedes the current flow, thus reducing galvanic action.



McKechnie®
Transforming Aluminium

General Means of Preventing Corrosion

The methods of preventing the corrosive effects just described really amount to the avoidance of the conditions which lead to them. Often it is impossible to avoid all the conditions but at least one form of preventive action can be taken and this will be adequate.

As moisture or liquid is essential to corrosion, the exclusion of moisture prevents its occurrence, but the choice of method depends on the nature of the problem. Poultice effect may be tackled by a moisture-proof barrier applied to the aluminium surface. Crevice effect is eliminated if the crevices are filled or stopped. Sometimes the trouble can be countered by designing a component to eliminate moisture traps, or making all contacting components of aluminium and eliminating particular contaminating constituents in, say, water which enters the crevice.

Mastics and putties (linseed oil) are satisfactory in contact with aluminium. Putties give good adhesion to aluminium where sound installation practice is followed, for example, by allowing the metal surface to weather, thus forming a key or, alternatively, by applying an etch primer. The choice of thermal insulating materials for use with aluminium must allow for condensation when the system cools below the dew point. This is because some insulation's contain chloride or alkali which can be leached out and may give rise to corrosion.

For detailed information dealing with the effects of specific materials and chemicals on aluminium the McKechnie® Aluminium Technical Services Department will be pleased to offer advice. There are many forms of assembly where water may be trapped in pockets because of exposure to the weather or condensation. There are several ways in which an accumulation of water may be prevented. For example, drainage holes may be drilled or complete drainage may be assisted by avoiding completely horizontal surfaces. When designing it is important to bear in mind, however, that surface tension tends to keep small holes filled with water until it evaporates. The size of the holes is therefore important.

When joining aluminium by bolts or studs to other metals it may be possible to use non-absorbent inserts of plastic, rubber or neoprene.

Corrosion may be prevented sometimes by adding inhibitors to oppose the reaction of the active corroding agent. Zinc chromate contained in priming paints for aluminium acts as an inhibitor.

Aluminium in Contact With Other Materials

A number of specific materials commonly encountered in building construction are now considered for their corrosion influence on aluminium. These fall into three main categories, iron and steel, non-ferrous metals and non-metals.

(a) Iron and Steel

In contact with structural steel, aluminium suffers attack when a good electrolyte is present, such as sea water or condensed moisture in industrial areas. Several treatments can be applied to the steel such as metal spraying, galvanising, zinc or cadmium plating, painting with zinc-rich paints and so forth.

(b) Non-Ferrous Metals

Reference has already been made to the main non-ferrous metals likely to be encountered in building construction where contact can exist with aluminium.

Contact with copper and its alloys must be avoided and chromium or cadmium plating, for example, is a satisfactory means to prevent this.

Frequently corrosion between aluminium and other metals can be avoided by lacquering, painting or sealing joints so that moisture is excluded.

(c) Non-Metals

Aluminium alloys used for building purposes have good corrosion resistance to concretes, mortars, plasters or fibre cement products. However, when freshly mixed some of these materials release traces of alkaline ducts which may be sufficient to stain aluminium. Splashing of these products onto aluminium, while not sufficiently corrosive to affect strength, does produce an unsightly, stained appearance. Contact with stone or brickwork, particularly when more open-grained and wet, can have a similar effect. Some separation by spacers at the joints should be effected.

In very many applications, particularly indoor, contact between aluminium and timber has been successfully used. However, some more strongly acid timbers in damp environment can cause corrosion. Plastics are virtually without action on aluminium in most conditions of service. Rubber is also without action on aluminium. Adhesives are available for bonding aluminium. Suitable adhesives should not contain in excess of 0.1% chlorides (e.g. NaCl).



McKechnie®
Transforming Aluminium

ALUMINIUM SURFACES – CLEANING IS IMPORTANT

Aluminium has a natural beauty and lustre. Its surface can be treated in various ways to produce different effects, while in the hands of the skilled architect it lends itself to some excellent effects and variations, and contrasts with other materials.

For this reason and because aluminium is so well-proven in service, it is now by far the most common material for exterior work such as windows, doors, curtain walls and shop fronts.

The surface finish of aluminium can be spoiled by improper care and the purpose of this note is to summarize the methods of maintaining aluminium after proper erection on site. Usually this care is no more than periodic cleaning, on a similar basis to which the glass in the windows is cleaned, and it is often merely lack of appreciation of this fact or which can spoil the effects so proudly established in the first place.

Anodising substantially enhances appearance and renders the surface more resistant to various forms of attack and facilitates cleaning and maintenance.

The Architectural Aluminium Fabricators' Association of New Zealand has published a good guide to Design and Specification and this deals with all aspects of design and use, care and maintenance.

Our aim here, rather briefly, is to highlight the cleaning aspect since it applies to so many users of architectural aluminium products.

Grime which causes deterioration cannot be pre-vented from settling on exposed surfaces. If cleaned reasonably frequently then the mildest methods of washing will produce satisfactory results.

There are many ways to clean aluminium, from using plain water to harsh abrasives. The type of cleaning that should be used is governed by the finish, degree of soiling, and the size, shape and location of the surface to be cleaned.

The mildest method possible should be used, particularly for aluminium which has been anodised. The following cleaning materials and procedures are listed in ascending order of harshness. The mildest treatment should be tried on a small area and if not satisfactory only then should the next be examined.

- Plain water.
- Mild soap or detergent.
- Solvent cleaning, e.g. kerosene, turpentine, white spirit.
- Non-etching chemical cleaner.
- Wax base polish cleaner.
- Abrasive wax.
- Abrasive cleaner.

After applying the cleaner, aluminium should be washed down thoroughly and dried with a clean cloth to prevent streakiness.

There should be no concentration of the cleaner at the bottom edges of the aluminium.

If using proprietary cleaners the maker's recommendation should be obtained and followed carefully.

If abrasives are used then the appearance of the aluminium finish may be altered. If there is a grain in the finish then cleaning should always be with the grain.

Once the condition of the surface requires the use of abrasive or etching materials it is advisable to consult either cleaning specialists, or the McKechnie® Aluminium Technical Service Department will be pleased to offer advice.

When all other methods fail it may be necessary to resort to heavy duty cleaning. This involves the use of cleaners containing strong etching chemicals or coarse abrasives.

Regular cleaning of the surface with the correct materials will ensure an everlasting product.



McKechnie®
Transforming Aluminium

COMPATIBILITY WITH COMMON BUILDING MATERIALS

The use of aluminium in building construction involves its close association with many other materials. Aluminium is compatible with most, but there are a few which require some special attention. The table below summarises the more common building materials with which aluminium may be associated and the treatment required to ensure lasting success.

MATERIAL	COMPATIBILITY	TREATMENT
Iron and Steel	In exposed applications there will be attack	Coat steel surface with a resin-based aluminium or zinc pigmented paint.
Galvanised Steel	Satisfactory provided the atmospheric conditions are not likely to break down the zinc coating	No protection required. Preferable to use soft aluminium for flashing.
Lead	Very little action	Must be plated with nickel and/or chromium.
Copper & Brass	Severe corrosive action	Run-off water should always drain from aluminium - never from copper to aluminium.
Cadmium Plate	Satisfactory provided the plating is of high quality.	
Nickel/Chrome Plate	Satisfactory provided the plating is unbroken.	
Stainless Steel	Satisfactory	
Damp or Unseasoned timber	Not satisfactory	Timber must be primed with zinc chromate undercoat and sealed with a suitable protective paint
Plaster, Terrazzo, Cement	Until set severe corrosive action occurs	Exposed faces of aluminium must be protected.

TEMPER DESIGNATIONS

DESIGNATION	DESCRIPTION
F	As extruded only.
T1	Solution treated and quenched from an elevated temperature as part of the extrusion process and naturally aged.
T4	Solution treated and quenched from an elevated temperature as part of the extrusion process and naturally aged. Applies to products that are not cold worked, or where the effect of cold work is not recognised in applicable standards.
T5	Solution treated, cooled from an elevated temperature as part of the extrusion process and then artificially aged to substantially improve mechanical properties.
T52	A temper satisfying T5 requirements with improved formability
T6	Solution treated, cooled from an elevated temperature as part of the extrusion process and then artificially aged to give maximum mechanical properties.

Note: A second or third digit may be added to designated tempers. This indicates a variation in the production process has been applied to alter the final characteristic of the product, i.e. to achieve improved ductility etc.



McKechnie®
Transforming Aluminium

Extrusion Data

SURFACE FINISH DESIGNATIONS

FINISH	DEFINITIONS
Structural	This is not controlled for uniformity of appearance. Rod, bar and solid shapes are supplied in this finish unless otherwise specified.
Architectural	A controlled finish of substantially uniform appearance, buffing will not produce a finish free of die-lines unless a preliminary grinding or sanding operation is employed. This finish is normally satisfactory for exposed surfaces of any architectural application, other than feature components and is applied to visible surfaces of each shape nominated by the purchaser.

MAINTENANCE & CARE OF POWDERCOATED PRODUCTS

Powder coating is probably one of the most durable colour coatings available for a wide range of products and uses. However, to obtain the very best results in overall finish and in longevity, correct product handling and maintenance is essential.

In many cases, powder coated extrusions require the use of sealants as part of the fabrication process. Many sealant manufacturers recommend the cleaning of powder coated surfaces prior to the application of sealants. Sometimes a primer may be required. The selection of the solvent used is critical. Some can cause irreparable harm to the Powder coated surface. Advanced colour and gloss loss can appear in a short space of time if a harsh solvent is used. Suitable cleaning products include: White Spirits, Methylated Spirits, Turpentine, Ethyl Alcohol, Isopropanol. These solvents are mild and readily available.

Do not use Acetates, Dulon Thinners, Methyl Ethyl Ketone (MEK) or Petrol products. Highly acidic, alkali or alcohol based cleaners are not recommended either.

Ensure regular maintenance

As with many coated surfaces, regular maintenance will extend the life of the surface and retain its appearance. Cleaning should be conducted routinely at three monthly intervals and six months should be considered the longest interval. In industrial or marine locations particular attention should be paid to regular maintenance due to the harsher atmosphere.

- Clean with a dilute solution of mild liquid detergent. Avoid excessively hot solutions.
- Use a soft bristle brush. Do not use abrasive tools on the coating. After cleaning, rinse thoroughly with fresh water. Ensure that areas that are not normally exposed to rain are washed and rinsed also.
- Do not use strong solvent type cleaners. Where the use of solvent is required, such as cleaning paint spills, use nothing other than Methylated Spirits. Ensure that the contact time is as short as possible, and rinse the solvent cleaner thoroughly from the surface with copious amounts of drinking quality water.
- It is strongly recommended that a small test area be checked first, to ensure that no damage will occur to the whole area.

REFURBISHING POWDER COATED PRODUCTS

All surfaces eventually degrade on prolonged exposure to the elements. Change of colour, loss of gloss and some chalking may eventuate after time. A number of restoration techniques are possible.


These will depend on the circumstances, the life expectancy of the refurbishment and the approach may vary between domestic and commercial applications.

Domestic Refurbishment:

Polish with a high quality automotive cream polish in accordance with the manufacturers instructions. This will both clean and protect the surface. Avoid polishes which also contain cutting compounds, unless the surface is extremely weathered.

For badly scratched surfaces use a dab stick or aerosol can with colour matched paint. These are available from your local aluminium window and door fabricator.

Alloy 6060



McKechnie®
Transforming Aluminium

PROPERTIES AND SPECIFICATIONS:

CHEMICAL COMPOSITION % (1)											
Alloy	Al	Si	Fe	Cu	Mn	Mg	Cr	Zn	Ti	Others	
										Each	Total
6060	Rem.	0.3 -0.6	0.10 -0.30	0.10	0.10	0.35 -0.6	0.05	0.15	0.10	0.05	0.15

Temper	Size or Thickness (3)		Mechanical Property Compliance or Rating (2)			Typical Mechanical Properties, Characteristics and Applications				
			Tensile Strength (Mpa)		Elong (5) .% (min)	Tensile Strength (MPa)		Elong .%	Shear (MPa)	Hardness (Hv)
	Over mm	Up to mm	UTS (Min)	Yield (Min) (4)		UTS	Yield			
T1		12	115	60	12	125	65	20	...	50
	12	25	110	55	10	120	60	20	...	50
T4		150	130	70	12	140	75	20	...	50
T5		12	150	110	8	165	120	12	110	65
	12	25	145	105	6	155	115	10	110	60
T52		12	150	110	8	160	120	12	110	60
T526		12	190	150	8	200	165	10	130	68

Modulus of Elasticity (Gpa):

[All Tempers]

- Tension ~ 69
- Compression ~ 69
- Shear ~ 26

Resistance to Corrosion: (6)

- General A Can be used in industrial and seacoast atmospheres without protection.
- Stress Corrosion Cracking A

Workability (Cold) C Average

Machinability C Average

Weld ability

- Gas A Generally weldable by all commercial procedures and methods.
- Arc A
- Resistance, Spot & Seam A

Braze ability A Generally weldable by all commercial procedures and methods.

Typical Applications Light structural & architectural extrusions such as glazing bars and window frames, general purpose extrusions. Good surface finish, anodises well.

Notes:

- 1) Chemical compositions are referenced in AS/NZS 1866. Single figures are maximums.
- 2) Mechanical properties and ratings for T1, T5 & T52 tempers are specified in AS/NZS 1866. T4, T526 & T6 (T6 is based on BS N 755) tempers are not listed in AS/NZS 1866.
- 3) Thickness is defined as the diameter of solid rod or the wall thickness or the equivalent major solid cross section.
- 4) Yield is based on 0.2% Proof Stress.
- 5) Elongation is based on 50mm test parameter.
- 6) Ratings A through E are relative ratings in order of merit for the hardest temper (A = Excellent E = Poor).

Consult McKechnie® Aluminium Technical Services Department if further information is required.



McKechnie®
Transforming Aluminium

Alloy 6063

PROPERTIES AND SPECIFICATIONS:

CHEMICAL COMPOSITION % (1)											
Alloy	Al	Si	Fe	Cu	Mn	Mg	Cr	Zn	Ti	Others	
										Each	Total
6063	Rem.	0.2 -0.6	0.35	0.10	0.10	0.45 -0.9	0.10	0.10	0.10	0.05	0.15

Temper	Size or Thickness (3)		Mechanical Property Compliance or Rating (2)			Typical Mechanical Properties, Characteristics and Applications				
			Tensile Strength (Mpa)		(5) Elong .% (min)	Tensile Strength (MPa)		Elong .%	Shear (MPa)	Hardness (Hv)
	Over mm	Up to mm	UTS (Min)	Yield (Min) (4)		UTS	Yield			
F		200	100	...	20	...	45
T1		12	115	60	12	125	65	20	...	50
	12	25	110	55	10	120	60	20	...	50
T4		150	130	70	12	140	75	20	...	50
T5		12	150	110	8	165	120	12	117	65
	12	25	145	105	6	155	115	10	117	65
T52		12	150-205	110	8	160	120	12	110	62
T6		25	205	170	8	220	185	10	152	75
	25	150	185	160	10	200	175	12	152	75

Modulus of Elasticity (Gpa): [All Tempers]		
• Tension		68.3
• Compression		69.7
• Shear		25.8
Resistance to Corrosion:	(6)	
• General	A	Can be used in industrial and seacoast atmospheres without protection.
• Stress Corrosion Cracking	A	
Workability (Cold)	C	Average
Machinability	C	Average
Weldability		
• Gas	A	Generally weldable by all commercial procedures and methods.
• Arc	A	
• Resistance, Spot & Seam	A	
Brazeability	A	Generally weldable by all commercial procedures and methods.
Typical Applications		Light structural & architectural extrusions such as glazing bars and window frames, general purpose extrusions. Good surface finish, anodises well.

Notes:

- 1) Chemical compositions are referenced in AS/NZS 1866. Single figures are maximums.
- 2) Mechanical properties and ratings for T1, T4, T5 & T6 tempers are specified in AS/NZS 1866. T52 temper is not listed in AS/NZS 1866. Temper F is included for information only.
- 3) Thickness is defined as the diameter of solid rod or the wall thickness or the equivalent major solid cross section.
- 4) Yield is based on 0.2% Proof Stress.
- 5) Elongation is based on 50mm test parameter.
- 6) Ratings A through E are relative ratings in order of merit for the hardest temper (A = Excellent E = Poor).

Consult McKechnie® Aluminium Technical Services Department if further information is required.

Alloy 6061



McKechnie®
Transforming Aluminium

PROPERTIES AND SPECIFICATIONS:

CHEMICAL COMPOSITION % (1)											
Alloy	Al	Si	Fe	Cu	Mn	Mg	Cr	Zn	Ti	Others	
										Each	Total
6061	Rem.	0.4 -0.8	0.7	0.15 -0.4	0.15	0.8 -1.2	0.04 -0.35	0.25	0.15	0.05	0.15

Temper	Size or Thickness (3)		Mechanical Property Compliance or Rating (2)			Typical Mechanical Properties, Characteristics and Applications				
			Tensile Strength (Mpa)		(5) Elong .% (min)	Tensile Strength (MPa)		Elong .%	Shear (MPa)	Hardness (Hv)
	Over mm	Up to mm	UTS (Min)	Yield (Min) (4)		UTS	Yield			
T1		12.5	180	95	16	195	105	20	...	60
T4	All		180	110	14	195	120	20	165	60
T6	All		260	240	8	300	280	12	207	100
T6511	All		260	240	10	300	280	12	207	100

Modulus of Elasticity (Gpa): [All Tempers]		
• Tension		68.9
• Compression		69.7
• Shear		~ 26
Resistance to Corrosion:		(6)
• General		B Good corrosion resistance for high strength applications.
• Stress Corrosion Cracking		A
Workability (Cold)		C Average
Machinability		C Average
Weldability		
• Gas		A Generally weldable by all commercial procedures and methods.
• Arc		A
• Resistance, Spot & Seam		A
Brazeability		A Generally weldable by all commercial procedures and methods.
Typical Applications		Structural applications where corrosion resistance is needed, i.e. marine and transport use.

Notes:

- 1) Chemical compositions are referenced in AS/NZS 1866. Single figures are maximums.
- 2) Mechanical properties and ratings for T1, T4 & T6 tempers are specified in AS/NZS 1866.
- 3) T6511 is a controlled stretch in-house temper, also meeting T6 properties.
- 4) Thickness is defined as the diameter of solid rod or the wall thickness or the equivalent major solid cross section.
- 4) Yield is based on 0.2% Proof Stress.
- 5) Elongation is based on 50mm test parameter.
- 6) Ratings A through E are relative ratings in order of merit for the hardest temper (A = Excellent E = Poor).

Consult McKechnie® Aluminium Technical Services Department if further information is required.



McKechnie®
Transforming Aluminium

Alloy 6106

PROPERTIES AND SPECIFICATIONS:

CHEMICAL COMPOSITION % (1)											
Alloy	Al	Si	Fe	Cu	Mn	Mg	Cr	Zn	Ti	Others	
										Each	Total
6106	Rem.	0.3 -0.6	0.35	0.25	0.05 -0.20	0.40 -0.8	0.20	0.10	-	0.05	0.15

Temper	Size or Thickness (3)		Mechanical Property Compliance or Rating (2)			Typical Mechanical Properties, Characteristics and Applications				
			Tensile Strength (Mpa)		(5) Elong .% (min)	Tensile Strength (MPa)		Elong .%	Shear (MPa)	Hardness (Hv)
	Over mm	Up to mm	UTS (Min)	Yield (Min) (4)		UTS	Yield			
T4		150	130	70	12	140	75	20	...	55
T6		10	235	210	8	255	255	10	180	90
		10	205	170	8	225	185	10	180	85
		25	185	160	10	200	175	12	180	85

Modulus of Elasticity (Gpa): [All Tempers]		
• Tension	68.5	
• Compression	69.7	
• Shear	~ 26	
Resistance to Corrosion: (6)		
• General	A	Can be used in industrial and seacoast atmospheres without protection.
• Stress Corrosion Cracking	A	
Workability (Cold)	C	Average
Machinability	C	Average
Weldability		
• Gas	A	Generally weldable by all commercial procedures and methods.
• Arc	A	
• Resistance, Spot & Seam	A	
Brazeability	A	Generally weldable by all commercial procedures and methods.
Typical Applications	General purpose extrusions, light structural applications.	

Notes:

- 1) Chemical compositions are referenced in AS/NZS 1866. Single figures are maximums.
- 2) Mechanical properties and ratings:
T4 & T6 tempers specified in AS/NZS 1866: Aluminium Alloys - Extruded rod, bar, solid & hollow shapes.
- 3) Thickness is defined as the diameter of solid rod or the wall thickness or the equivalent major solid cross section.
- 4) Yield is based on 0.2% Proof Stress.
- 5) Elongation is based on 50mm test parameter.
- 6) Ratings A through E are relative ratings in order of merit for the hardest temper (A = Excellent E = Poor).

Consult McKechnie® Aluminium Technical Services Department if further information is required.

Alloy 6005A



McKechnie®
Transforming Aluminium

PROPERTIES AND SPECIFICATIONS:

CHEMICAL COMPOSITION % (1)												
Alloy	Al	Si	Fe	Cu	Mn	Mg	Cr	Zn	Ti	Others Each	Total	Other Specific Elements
6005A	Rem.	0.50 -0.90	0.35	0.30	0.50	0.40 -0.70	0.30	0.20	0.10	0.05	0.15	Mn + Cr 0.12 - 0.50

Temper	Size or Thickness (3)		Mechanical Property Compliance or Rating (2)			Typical Mechanical Properties, Characteristics and Applications				
			Tensile Strength (Mpa)		(5) Elong .% (min)	Tensile Strength (MPa)		Elong .%	Shear (MPa)	Hardness (Hv)
	Over mm	Up to mm	UTS (Min)	Yield (Min) (4)		UTS	Yield			
T4	All		180	110	14	200	150	18	...	60
T5	All		260	240	8	280	260	12	205	100

Modulus of Elasticity (Gpa): [All Tempers]		
• Tension		~ 69
• Compression		~ 69
• Shear		~ 26
Resistance to Corrosion:		(6)
• General	A	Can be used in industrial and seacoast atmospheres without protection.
• Stress Corrosion Cracking	A	
Workability (Cold)		C Average
Machinability		C Average
Weldability		
• Gas	A	Generally weldable by all commercial procedures and methods.
• Arc	A	
• Resistance, Spot & Seam	A	
Brazeability		A Generally weldable by all commercial procedures and methods.
Typical Applications		Structural applications, transport and marine, extrusions for portable ladders. Used for applications requiring greater strength than 6063 and 6106 alloys.

Notes:

- 1) Chemical compositions are referenced in AS/NZS 1866. Single figures are maximums.
- 2) Mechanical properties and ratings for T5 tempers are specified in AS/NZS 1866. (Note McKechnie® internal designation T6 temper).
- 3) Thickness is defined as the diameter of solid rod or the wall thickness or the equivalent major solid cross section.
- 4) Yield is based on 0.2% Proof Stress.
- 5) Elongation is based on 50mm test parameter.
- 6) Ratings A through E are relative ratings in order of merit for the hardest temper (A = Excellent E = Poor).

Consult McKechnie® Aluminium Technical Services Department if further information is required.



McKechnie®
Transforming Aluminium

Alloy 6463

PROPERTIES AND SPECIFICATIONS:

CHEMICAL COMPOSITION % (1)											
Alloy	Al	Si	Fe	Cu	Mn	Mg	Cr	Zn	Ti	Others	
										Each	Total
6463	Rem.	0.20 -0.60	0.15	0.25	0.05	0.30 -0.90	-	0.05	-	0.05	0.15

Temper	Size or Thickness (3)		Mechanical Property Compliance or Rating (2)			Typical Mechanical Properties, Characteristics and Applications				
			Tensile Strength (Mpa)		(5) Elong .% (min)	Tensile Strength (MPa)		Elong .%	Shear (MPa)	Hardness (Hv)
	Over mm	Up to mm	UTS (Min)	Yield (Min) (4)		UTS	Yield			
T5		12	150	110	8	165	120	12	117	65
T52		12	150-205	110	8	160	120	12	110	62
T6		3	205	170	8	225	185	12	152	75
	3	12	205	170	10	225	185	12	152	75

Modulus of Elasticity (Gpa):

[All Tempers]

- Tension ~ 69
- Compression ~ 69
- Shear ~ 26

Resistance to Corrosion:

- General (6) A Good resistance to corrosion without protection.
- Stress Corrosion Cracking A

Workability (Cold)

C Average

Machinability

C Average

Weldability

- Gas A Generally weldable by all commercial procedures and methods.
- Arc A
- Resistance, Spot & Seam A

Brazeability

A Generally weldable by all commercial procedures and methods.

Typical Applications

Bright anodised architectural, appliance and automotive trim extrusions requiring a decorative finish.

Notes:

- 1) Chemical compositions are referenced in AS/NZS 1866. Single figures are maximums.
- 2) Mechanical properties and ratings for T5 & T6 tempers are specified in AS/NZS 1866. T52 Temper is not listed in AS/NZS 1866.
- 3) Thickness is defined as the diameter of solid rod or the wall thickness or the equivalent major solid cross section.
- 4) Yield is based on 0.2% Proof Stress.
- 5) Elongation is based on 50mm test parameter.
- 6) Ratings A through E are relative ratings in order of merit for the hardest temper (A = Excellent E = Poor).

Consult McKechnie® Aluminium Technical Services Department if further information is required.



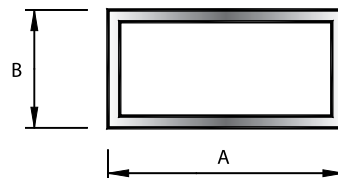
MANUFACTURING TOLERANCES AS/NZS 1866:1997

CLASSIFICATION OF HOLLOW EXTRUDED SHAPES

Hollow extruded shapes are classified as follows:

- (a) Class A
A hollow extruded shape having a single void with no internal or external protrusions, and which is greater than 15 mm in diameter or 177 mm^2 in area. The void may be round, square or rectangular, provided that the width/depth ratio is less than 5:1. It has uniform wall thickness except that a non-uniform wall is allowed at corners having internal or external radii up to 7.5 mm.
- (b) Class B
A single void hollow extruded shape other than a Class A shape, or a solid shape incorporating a single semi-hollow area classified as a hollow.
- (c) Class C
A hollow extruded shape having two or more fully enclosed voids.
- (d) Class D
Any hollow shape that incorporates a semi-hollow area, or any solid shape that incorporates multiple semi-hollow areas that are classified as hollows
- (e) Yacht mast extrusion
A hollow or solid extruded shape, which is basically round or elliptical in section and which incorporates a sail track or has provision for a sail track, used in the manufacture of masts and booms for yachts.

DIAMETER, WIDTH AND DEPTH TOLERANCES FOR CLASS A HOLLOW SHAPES



Specified dimension		TOLERANCE, PLUS OR MINUS	
		Round tube	Square and rectangular hollows
		Allowable deviation of diameter from specified diameter	Allowable deviation of width or depth from specified width or depth. (see Note)
Column 1		Column 2	Column 3
	≤ 25	0.5	0.5
>25	≤ 50	0.7	0.7
>50	≤ 100	0.8	0.9
>100	≤ 125	1.3	1.2
>125	≤ 150	1.3	1.4
>150	≤ 180	1.9	1.7
>180	≤ 200	1.9	1.9
>200	≤ 220	2.6	2.2
>220	≤ 250	2.6	2.4
>250	≤ 280	3.2	2.7
>280	≤ 330	3.8	2.9

Table 1

Note: For a rectangular hollow as shown in the diagram, the tolerances are determined as follows:

- (a) The tolerance for the width, A, is the value in Column 3 for a dimension equal to the depth B.
- (b) The tolerance for the depth, B, is the value in Column 3 for a dimension equal to the width A.




Tolerances

WALL THICKNESS TOLERANCES FOR CLASS A HOLLOW SHAPES

Specified wall thickness (see note)		Allowable deviation from specified dimension for round tube, square and rectangular hollows, plus or minus	
		Circumscribing circle diameter (CCD) ≤ 125	Circumscribing circle diameter (CCD) > 125
>1.0	≤ 1.5	0.2	0.25
>1.5	≤ 2.5	0.25	0.25
>2.5	≤ 3	0.30	0.30
>3.0	≤ 4	0.35	0.35
>4.0	≤ 5	0.40	0.45
>5.0	≤ 6	0.50	0.55
>6.0	≤ 7	0.60	0.65
>7.0	≤ 8	0.65	0.75
>8.0	≤ 9	0.70	0.85
>9.0	≤ 10	0.70	0.95
>10.0	≤ 11	0.75	1.05
>11.0	≤ 12	0.80	1.15
>12.0	≤ 13	0.85	1.25
>13.0	≤ 14	0.90	1.35
>14.0	≤ 15	0.95	1.45
>15.0	≤ 20	1.00	1.55
>20.0	≤ 25	1.25	1.65
>25.0	≤ 40	1.50	1.75

Table 2

Note: When the dimensions specified are outside and inside, rather than wall thickness itself, the allowable deviation of the wall thickness applies to the mean wall thickness. The mean wall thickness is the average of the maximum and minimum measured wall thickness, when measured at the ends of the cut length.

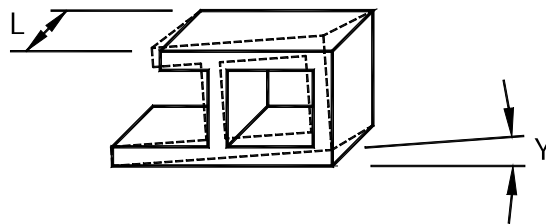


LENGTH TOLERANCES FOR EXTRUDED PRODUCTS

Circumscribing circle diameter (CCD) mm		Allowable deviation from specified length mm				Allowable deviation from specified length percent			
		Straight length m				Coiled length m			
		≤4	>4 ≤10	>10 ≤15	>15	≤30	>30 ≤75	>75 ≤150	>150
≤30		3	6	10	25	5	±10	±15	±20
>30	≤75	3	6	10	25	-	-	-	-
>75	≤200	5	8	11	25	-	-	-	-
>200		6	10	13	25	-	-	-	-

Table 3

TWIST TOLERANCES FOR EXTRUDED PRODUCTS



Circumscribing circle diameter (CCD) mm	TOLERANCE			
	Alloy and Temper 6063-T5 & T52 6060-T5 & T52		All other alloys and tempers	
	Maximum allowable angular deviation, Y, degrees (see diagram)			
	In any 300 mm length	In total length of L metres	In any 300 mm length	In total length of L metres
≤40	0.50	0.8 L (3° max.)	0.50	3.3 L (3° max.)
>40 ≤75	0.50	0.8 L (3° max.)	0.50	1.7 L (3° max.)
>75 ≤175	0.25	0.8 L (3° max.)	0.25	0.8 L (3° max.)
>175 ≤250	0.50	1.7 L (5° max.)	0.50	1.7 L (5° max.)
>250	1.00	1.7 L (5° max.)	1.00	3.3 L (7° max.)

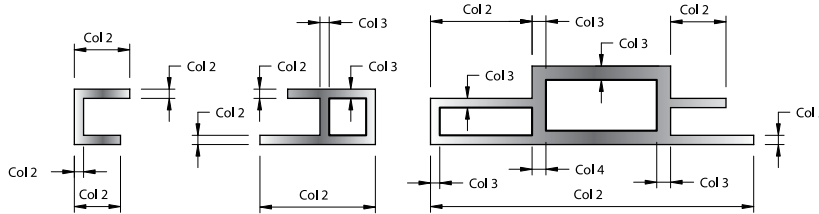
Table 4



McKechnie®
Transforming Aluminium

Tolerances

CROSS SECTIONAL TOLERANCES FOR METAL DIMENSIONS OF ROD, BAR, SOLID SHAPES, AND CLASS B, C AND D HOLLOW SHAPES

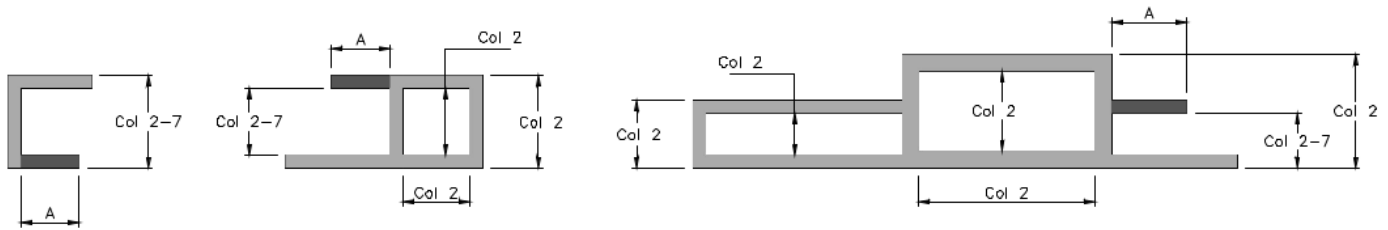


millimetres

Specified dimension		ALLOWABLE DEVIATION FROM SPECIFIED DIMENSION, PLUS OR MINUS					
		All metal dimensions except those covered by Column 3 and Column 4		All wall thicknesses completely enclosing space 70mm ² and over, except those covered by Column 4		Wall thickness between adjacent voids enclosing space 70mm ² and over	
Column 1		Column 2		Column 3		Column 4	
		Circumscribing circle diameter (CCD)		Circumscribing circle diameter (CCD)		Circumscribing circle diameter (CCD)	
		≤250	>250	≤250	>250	≤250	>250
>1.0	≤1.5	0.15	0.35	0.15	-	0.30	-
>1.5	≤3.0	0.15	0.35	0.25	0.40	0.30	0.50
>3.0	≤4.0	0.20	0.40	0.40	0.50	0.50	0.70
>4.0	≤5.0	0.20	0.40	0.50	0.70	0.60	0.80
>5.0	≤6.0	0.20	0.40	0.60	0.80	0.70	1.00
>6.0	≤7.0	0.20	0.40	0.70	1.00	0.80	1.20
>7.0	≤8.0	0.20	0.40	0.80	1.20	1.00	1.40
>8.0	≤9.0	0.20	0.40	0.90	1.30	1.10	1.60
>9.0	≤10	0.20	0.40	1.00	1.50	1.20	1.70
>10	≤11	0.20	0.40	1.10	1.60	1.30	1.90
>11	≤12	0.20	0.40	1.20	1.70	1.50	2.10
>12	≤13	0.25	0.45	1.30	1.80	1.60	2.30
>13	≤14	0.25	0.45	1.40	2.00	1.70	2.50
>14	≤15	0.25	0.45	1.50	2.20	1.80	2.60
>15	≤16	0.25	0.45	1.60	2.30	2.00	2.80
>16	≤20	0.25	0.45	1.60	2.30	2.00	2.80
>20	≤25	0.25	0.45	1.60	2.30	2.00	2.80
>25	≤40	0.30	0.50	1.60	2.30	2.00	2.80
>40	≤50	0.40	0.60	BY NEGOTIATION ONLY			
>50	≤100	0.60	0.90				
>100	≤150	0.90	1.10				
>150	≤200	1.10	1.40				
>200	≤250	1.40	1.70				
>250	≤300	*	1.90				
>300	≤350	*	2.20				
>350	≤400	*	2.40				

Table 5

* Tolerances subject to negotiation.


CROSS SECTIONAL TOLERANCES FOR SPACE DIMENSIONS OF SOLID SHAPES, AND CLASS B, C AND D HOLLOW SHAPES


millimetres

Specified Dimension		ALLOWABLE DEVIATION FROM SPECIFIED DIMENSION, PLUS OR MINUS					
		Dimension, A , measured from base of leg (see Note)					
Column 1 CCD ≤ 250		Column 2 $>5 \leq 15$	Column 3 $>15 \leq 30$	Column 4 $>30 \leq 60$	Column 5 $>60 \leq 100$	Column 6 $>100 \leq 150$	Column 7 $>150 \leq 200$
	≤ 3	0.25	0.30	-	-	-	-
>3	≤ 6	0.30	0.35	0.40	-	-	-
>6	≤ 12	0.35	0.40	0.45	0.50	-	-
>12	≤ 20	0.40	0.45	0.50	0.55	-	-
>20	≤ 25	0.45	0.50	0.55	0.70	0.80	-
>25	≤ 40	0.55	0.60	0.70	0.80	0.90	-
>40	≤ 50	0.60	0.70	0.80	0.90	1.10	1.30
>50	≤ 100	0.90	1.00	1.20	1.50	1.80	2.00
>100	≤ 150	1.10	1.30	1.70	2.00	2.40	2.80
>150	≤ 200	1.40	1.60	2.10	2.50	3.00	3.50
>200	≤ 250	1.70	1.90	2.60	3.00	3.70	4.30

Table 6

Note: When checking the tolerance for space across a void, the tolerances are determined as follows:

(A) The tolerance for the width, is the value in Column 2 for a dimension equal to the depth

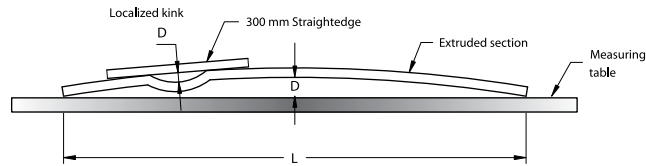
(B) The tolerance for the depth, is the value in Column 2 for a dimension equal to the width



McKechnie®
Transforming Aluminium

Tolerances

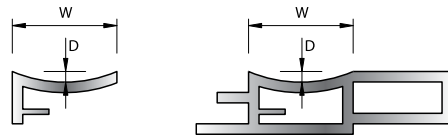
STRAIGHTNESS TOLERANCES FOR ALL EXTRUDED PRODUCTS



Alloy and Temper	ALLOWABLE DEVIATION FROM STRAIGHTNESS, D, MM	
	In any length ≤ 300 mm	In total length of L, m
6106-T5 & T6	0.2	0.7 L
6063-T5 & T52	0.2	0.7 L
6060-T5 & T52	0.2	0.7 L
All other alloys and tempers	0.6	2.0 L

Table 7

FLATNESS (FLAT SURFACE) TOLERANCES FOR ALL EXTRUDED PRODUCTS



millimetres

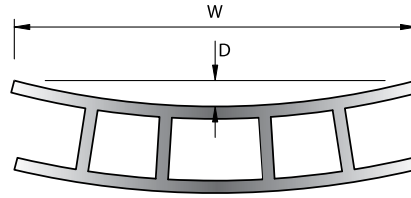
Surface width, W	ALLOWABLE DEVIATION FROM FLAT, D,	
	Solid shapes	Hollow shapes L, m
≤ 25	0.1	0.15
> 25	0.004W	0.006W
In any 25 mm width	0.1	0.15

Table 8

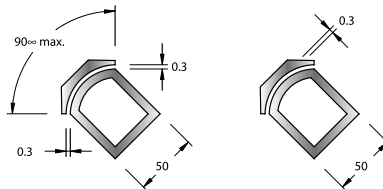
ANGULARITY TOLERANCES FOR ALL EXTRUDED PRODUCTS

Allowable deviation from specified angle
± 2 degrees

Table 9


TOTAL TRANSVERSE FLATNESS TOLERANCES FOR CLASS C HOLLOW SHAPES


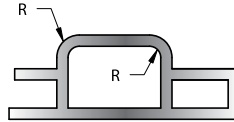
Total width, W	Allowable deviation from flat, D
≤ 100	0.004 W
> 100 ≤ 150	0.005 W
> 250	0.006 W

Table 10
CONTOUR (CURVED SURFACE) TOLERANCES FOR SOLID SHAPES AND CLASS B, C AND D HOLLOW SHAPES


ALLOWABLE DEVIATION FROM SPECIFIED CONTOUR
0.15 mm per 25 mm of chord length (Minimum tolerance = 0.15 mm)

Table 15

CORNER AND FILLET RADII TOLERANCES FOR ALL EXTRUDED PRODUCTS



Specified radius mm	Allowable deviation from specified radius
≤5	± 0.4 mm
>5	± 10%

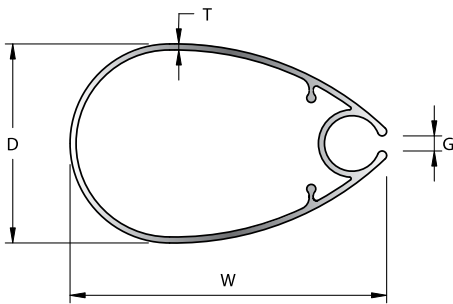
Table 16

TOLERANCE FOR SQUARENESS OF CUT ENDS FOR ALL EXTRUDED PRODUCTS

Allowable deviation from square
1 degree

Table 17

YACHT MASTS



LEGEND:

T = Wall thickness

D = Depth

W = Width

G = Gap dimension

Refer to McKechnie® Aluminium for tolerances


CROSS SECTION OF A YACHT MAST EXTRUSION



GEOMETRIC SHAPES

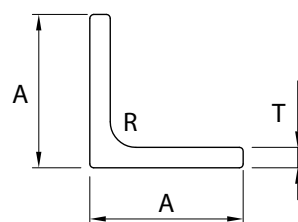
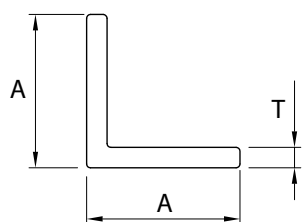
McKechnie®
Transforming Aluminium





McKechnie®
Transforming Aluminium

Equal Angles Group 1.1.1



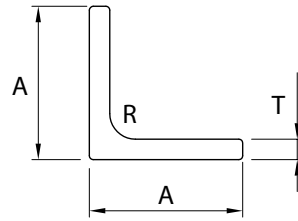
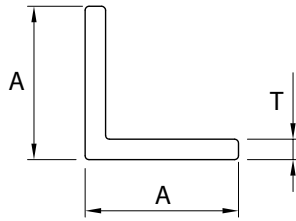
SECTION NO	A	T	R	MASS kg/m	OUTSIDE PERM
36795	10.00	1.60		0.080	39.57
9322	12.00	1.50		0.091	48.00
6421	12.00	1.65		0.100	48.00
5968	12.00	3.00		0.170	48.00
33389	12.00	1.60		0.097	48.00
0278	12.70	1.57		0.101	50.80
5003	12.70	3.00		0.182	50.80
5766	15.00	1.50		0.115	60.00
G466	16.00	1.60		0.132	64.00
5969	16.00	3.00		0.235	64.00
0279	19.05	1.57		0.155	76.20
5004	19.05	3.00		0.285	76.20
6651	20.00	1.20		0.125	80.00
9324	20.00	1.50		0.156	80.00
5512	20.00	1.60		0.167	80.00
5972	20.00	3.00		0.300	80.00
9327	25.00	1.50		0.196	100.00
5510	25.00	1.60		0.210	100.00
5973	25.00	3.00		0.381	100.00
6751	25.40	2.30		0.301	101.60
5005	25.40	3.00		0.389	101.60
5011	25.40	4.50		0.565	100.60
1277	25.40	4.75	4.57	0.607	99.64
5014	25.40	6.00		0.703	101.60
5661	31.75	1.60	3.00	0.273	127.00
5006	31.75	3.00		0.492	127.00
0502	31.75	3.18	5.08	0.533	124.80
0572	31.75	4.75		0.753	127.00
K014	32.00	1.50		0.254	128.00

SECTION NO	A	T	R	MASS kg/m	OUTSIDE PERM
33388	32.00	3.00		0.496	128.00
8954	35.00	2.00		0.367	140.00
3779	38.00	1.60		0.321	152.00
33401	38.00	2.30		0.459	152.00
5007	38.10	3.00		0.595	152.40
0657	38.10	3.18		0.627	152.40
5012	38.10	4.50		0.871	152.40
2616	38.10	4.75		0.916	152.40
0284	38.10	4.75	5.33	0.933	150.10
9331	40.00	1.50		0.318	160.00
5975	40.00	1.60		0.333	160.00
5976	40.00	3.00		0.624	160.00
N346	40.00	4.00	3.00	0.827	157.90
K129	40.00	4.00		0.824	160.00
9530	40.00	6.00		1.199	160.00
1182	44.45	6.35		1.414	177.80
9333	50.00	1.50		0.399	200.00
6484	50.00	1.60		0.425	200.00
5977	50.00	3.00		0.786	200.00
J792	50.00	4.00		1.040	200.00
8518	50.00	6.00		1.523	200.00
5580	50.00	9.00		2.220	200.00
33041	50.00	4.50		1.165	199.57
33318	50.00	5.80		1.481	200.00
38585	50.80	3.18	6.35	0.861	196.80
5013	50.80	4.50		1.180	203.20
1338	50.80	4.75		1.242	203.20
0505	50.80	4.75	6.10	1.265	200.60
5016	50.80	6.00		1.549	203.20
2303	50.80	6.35		1.633	203.20
0285	50.80	6.35	6.10	1.661	200.58
9743	60.00	3.00		0.948	240.00



McKechnie®
Transforming Aluminium

Equal Angles Group 1.1.2

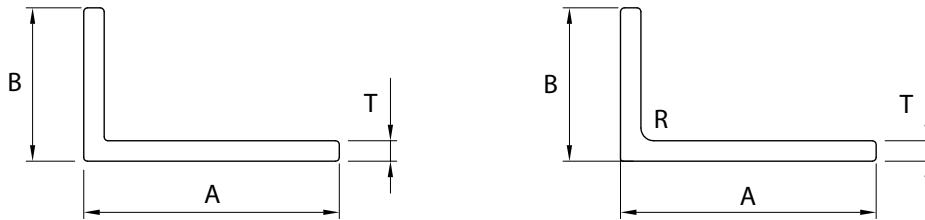


SECTION NO	A	T	R	MASS kg/m	OUTSIDE PERM
9780	60.00	6.00		1.847	239.50
1033	63.50	5.00	7.00	1.675	251.00
5017	63.50	6.00		1.960	254.00
0692	63.50	6.35	6.86	2.098	251.20
30543	75.00	6.00		2.341	300.00
33387	75.00	3.00		1.195	300.00
3914	76.00	9.50	7.00	3.683	301.00
5009	76.20	3.00		1.210	304.80
5645	76.20	4.50		1.797	304.80
5018	76.20	6.00		2.372	304.80
0568	76.20	6.35	7.62	2.538	301.50
5424	76.20	9.00		3.485	304.80
9744	80.00	6.00		2.495	320.00
38601	80.00	3.00		1.276	319.23
N736	80.00	10.00	6.00	4.086	317.42
30982	80.00	10.00	6.00	4.086	317.42
1027	88.90	6.35	8.38	2.980	352.00
1026	88.90	9.53	8.38	4.371	352.00
38602	100.00	3.00		1.601	399.23
31708	100.00	6.00		3.154	400.00
34044	100.00	6.00		3.154	400.00
1025	101.60	6.35	9.14	3.423	402.50
1651	101.60	7.92	9.14	4.224	402.50
1908	101.60	9.53	9.14	5.055	402.48
X788	110.00	10.00	6.00	5.694	432.27
35378	150.00	10.00	6.00	7.877	595.28



McKechnie®
Transforming Aluminium

Unequal Angles Group 1.1.3

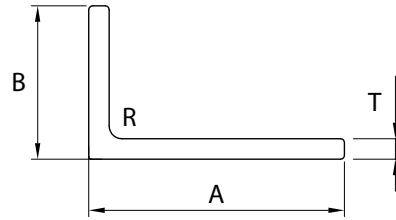
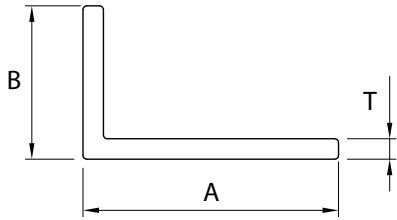


SECTION NO	A	B	T	R	MASS kg/m	OUTSIDE PERM
2614	19.05	9.53	1.27		0.094	57.16
2673	19.05	12.70	1.57		0.129	63.50
9323	20.00	12.00	1.50		0.124	64.00
5514	20.00	12.00	1.60		0.132	64.00
5970	20.00	12.00	3.00		0.235	64.00
9325	25.00	12.00	1.50		0.144	74.00
5513	25.00	12.00	1.60		0.154	73.00
5971	25.00	12.00	3.00		0.275	74.00
9352	25.00	19.00	1.20		0.139	88.00
5669	25.00	19.00	1.50		0.172	88.00
5508	25.00	19.00	2.50		0.281	88.00
9326	25.00	20.00	1.50		0.176	90.00
5511	25.00	20.00	1.60		0.188	90.00
35590	25.00	20.00	2.50		0.288	90.00
J074	25.00	20.00	3.00		0.341	90.00
1181	25.40	19.05	6.35		0.653	88.90
30999	30.00	15.00	3.00		0.341	90.00
5931	30.00	25.00	2.00	1.00	0.286	109.57
32953	30.00	15.00	1.20		0.142	90.00
0460	32.00	19.00	3.00		0.388	102.00
Z077	32.00	20.00	1.20	0.20	0.166	39.80
9328	32.00	20.00	1.50		0.205	104.00
5727	32.00	20.00	1.60		0.218	104.00
6107	32.00	20.00	2.50		0.334	104.00
35591	32.00	25.00	2.50		0.369	114.00
5974	32.00	25.00	3.00		0.437	114.00
6670	38.00	19.00	1.60		0.239	114.00
3324	38.00	25.00	3.00		0.486	128.00
K617	38.00	25.00	2.30		0.378	126.00
1649	38.10	12.70	1.63		0.217	101.60
2781	38.10	12.70	3.18		0.411	101.60




McKechnie®
Transforming Aluminium

Unequal Angles Group 1.1.4

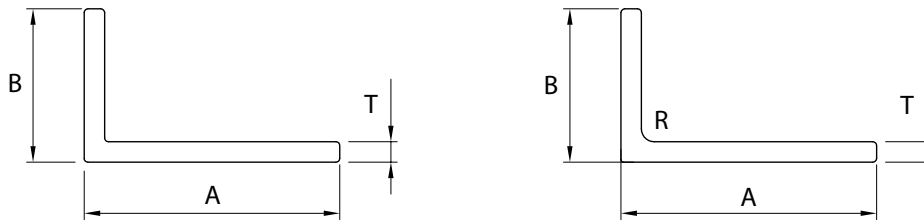


SECTION NO	A	B	T	R	MASS kg/m	OUTSIDE PERM
7084	40.00	12.00	1.50		0.205	104.00
9745	40.00	12.00	3.00		0.397	104.00
9329	40.00	20.00	1.50		0.237	120.00
8459	40.00	20.00	1.60		0.252	120.00
6076	40.00	20.00	3.00		0.462	120.00
9330	40.00	25.00	1.50		0.257	130.00
5509	40.00	25.00	1.60		0.275	130.00
8517	40.00	25.00	3.00		0.502	130.00
34569	43.00	31.00	3.00		0.577	148.00
6854	44.00	25.00	1.60		0.291	138.00
J426	50.00	12.00	3.00		0.480	124.00
J456	50.00	20.00	1.50		0.278	140.00
31043	50.00	20.00	3.00		0.545	140.00
9332	50.00	25.00	1.50		0.298	150.00
5903	50.00	25.00	1.60		0.317	150.00
5323	50.00	25.00	3.00		0.585	150.00
N732	50.00	40.00	3.00		0.707	180.00
1787	50.00	25.00	3.00	5.00	0.598	148.00
3306	50.80	19.05	1.63		0.298	139.70
3920	50.80	19.05	3.18	5.08	0.587	137.50
0734	50.80	38.10	4.78		1.086	177.80
9753	60.00	25.00	3.00		0.664	170.00
5845	60.00	40.00	1.50		0.399	200.00
35846	60.00	41.00	4.00	0.30	1.051	201.36
6948	63.00	38.00	4.76		1.237	202.00
0526	63.50	25.40	3.18	5.84	0.753	190.50
J043	63.50	38.10	4.00		1.061	203.20
9334	70.00	25.00	1.50		0.379	190.00
6428	70.00	25.00	1.60		0.403	190.00
Z489	70.00	40.00	1.50		0.441	220.00
Z965	70.00	40.00	1.60		0.470	220.00
J105	70.00	40.00	2.00		0.585	220.00



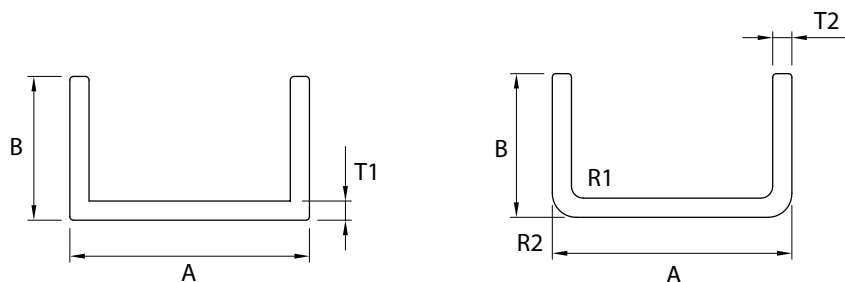
McKechnie®
Transforming Aluminium

Unequal Angles Group 1.1.5



SECTION NO	A	B	T	R	MASS kg/m	OUTSIDE PERM
9586	75.00	25.00	2.50		0.658	200.00
30193	75.00	25.00	3.00		0.789	200.00
6788	75.00	50.00	3.00		0.988	250.00
35999	75.00	50.00	6.00		1.935	249.48
2313	76.20	25.40	3.18		0.845	203.20
1658	76.20	50.80	4.75	6.86	1.601	251.06
2386	76.20	50.80	6.35		2.085	254.00
0562	76.20	50.80	6.35	6.86	2.143	254.00
9781	80.00	20.00	3.00		0.786	199.50
E918	80.00	40.00	5.00		1.558	240.00
34033	80.00	40.00	3.00		0.951	240.00
32252	85.00	60.00	4.00		1.528	290.00
6820	88.00	25.00	3.00		0.894	226.00
30524	90.00	40.00	1.50		0.522	260.00
32095	90.00	25.00	6.00		1.772	230.00
34414	90.00	60.00	6.00		2.341	300.00
1363	95.25	25.40	3.18		1.012	241.30
8266	100.00	25.00	3.00		0.992	250.00
37161	100.00	50.00	4.00		1.583	300.00
E927	100.00	50.00	6.00		2.341	300.00
34458	100.00	50.00	6.00	4.00	2.348	296.14
30252	100.00	75.00	8.00		3.621	350.00
33066	100.00	50.00	3.00		1.195	300.00
4193	101.60	50.80	6.18	8.12	2.564	301.30
2377	101.60	50.80	6.35		2.504	304.80
1122	101.60	50.80	9.53	6.62	3.710	301.50
Z966	110.00	40.00	1.60		0.643	300.00
E752	110.00	50.00	4.00		1.691	320.00
9782	125.00	50.00	3.00		1.393	349.50
35337	125.00	50.00	6.00	4.00	2.754	346.14
32716	125.00	55.00	5.00		2.371	360.00
8713	150.00	120.00	10.00	10.00	7.077	535.00
33919	150.00	75.00	6.00		3.561	450.00
39126	150.00	75.00	8.00		4.704	449.23
35378	150.00	150.00	10.00	6.00	7.877	595.28
36519	100.00	75.00	4.00		1.853	349.36
2601	152.40	76.20	6.35		3.810	457.20
33378	200.00	100.00	10.00	6.00	7.880	597.42

Channels Group 1.2.1

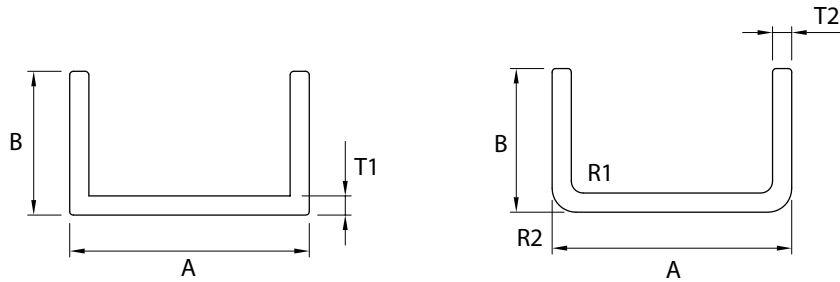


SECTION NO	A	B	T1	T2	R1	R2	MASS kg/m	OUTSIDE PERM
1679	9.53	12.70	2.36	1.57			0.149	65.133
J168	10.00	10.00	1.60	1.60			0.116	56.80
0976	10.50	10.50	1.40	1.40			0.108	60.00
5978	12.00	12.00	1.60	1.60			0.142	68.80
9747	12.00	20.00	2.50	2.50			0.317	99.00
5726	12.50	18.00	1.50	1.50			0.197	93.00
0371	12.70	12.70	2.54	2.54			0.226	71.10
E539	13.80	15.80	1.60	1.60			0.183	87.60
0765	14.15	11.89	1.52	1.52			0.143	72.80
5590	14.35	15.00	1.50	1.50			0.167	85.70
0539	15.88	7.92	1.63	1.63			0.126	60.10
5979	16.00	16.00	1.60	1.60			0.194	92.80
J424	16.00	16.00	3.00	3.00			0.341	90.00
1465	17.45	31.75	2.36	2.36			0.486	157.20
0377	17.50	12.00	3.00	3.00			0.288	77.00
38158	18.00	25.00	2.00				0.347	130.97
J808	19.50	30.00	2.00	2.00	2.00		0.399	151.40
6489	20.00	16.00	1.60	1.60			0.211	100.00
9482	20.00	20.00	1.60	1.60			0.245	116.00
5980	20.00	20.00	3.00	3.00			0.437	114.00
6209	20.00	25.00	2.50	2.50			0.439	135.00
Z566	20.00	45.00	2.50	2.50			0.711	215.00
0382	20.65	19.84	1.98	1.98	1.59		0.305	115.00
35472	21.60	20.00	1.60	1.60	0.25		0.253	119.79
9069	22.00	22.00	3.00	3.00			0.486	126.00
3470	22.23	12.70	1.57	1.57			0.190	92.10
0566	22.23	22.23	3.18	3.18	1.57		0.521	125.70
6423	25.00	12.00	3.00	3.00			0.348	92.00
N733	25.00	20.00	1.50	1.50			0.252	127.00
6276	25.00	20.00	2.50	2.50			0.405	125.00
5723	25.00	25.00	1.50	1.50			0.291	147.00



McKechnie®
Transforming Aluminium

Channels Group 1.2.2



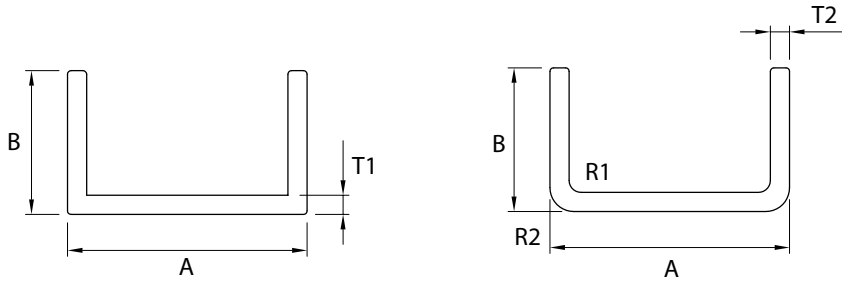
SECTION NO	A	B	T1	T2	R1	R2	MASS kg/m	OUTSIDE PERM
9335	25.00	25.00	1.60	1.60			0.310	146.80
4575	25.00	25.00	3.00	3.00			0.559	144.00
6476	25.00	40.00	3.00	3.00			0.801	204.00
4087	25.00	50.00	3.00	3.00			0.967	244.00
0538	25.40	25.40	3.18	3.18	1.57		0.602	144.70
6843	25.50	50.00	2.50	2.50	1.60		0.816	241.66
1770	28.58	6.35	1.57	1.57			0.161	79.40
32099	30.00	12.00	1.50	1.50			0.207	105.00
J088	32.00	25.00	3.00	3.00			0.618	158.00
8953	32.00	32.00	3.00	3.00			0.729	186.00
G210	36.00	36.00	2.50	2.50			0.698	211.00
4576*	38.00	19.00	3.00	3.00			0.567	146.00
0651	38.10	12.70	3.18	3.18			0.491	120.60
0564	38.10	19.05	3.18	3.18	3.18		0.611	143.30
33465	40.00	12.00	3.00	3.00			0.472	122.00
9677	40.00	20.00	1.60	1.60			0.332	156.80
9752	40.00	20.00	2.00	2.00			0.410	156.00
5982	40.00	20.00	3.00	3.00			0.599	154.00
6452	40.00	25.00	3.00	3.00			0.680	174.00
J242	40.00	40.00	3.00	3.00			0.927	234.00
7913	42.00	25.40	1.40	1.40	0.50		0.340	182.80
31576	42.00	60.00	3.00	3.00			1.268	318.00
36089	43.00	43.00	3.00	3.00	2.00		1.010	252.82
30067	44.45	25.40	3.18	3.18	4.57		0.790	180.22
2114	44.50	25.00	3.00	3.00			0.717	183.00
8521	50.00	16.00	3.00	3.00			0.616	158.00
5715	50.00	25.00	2.50	2.50			0.641	195.00
5983	50.00	25.00	3.00	3.00			0.761	194.00
5984	50.00	50.00	3.00	3.00			1.166	294.00
1183	50.80	25.40	1.57	1.57			0.417	200.10

* Some close tolerances apply




McKechnie®
Transforming Aluminium

Channels Group 1.2.3

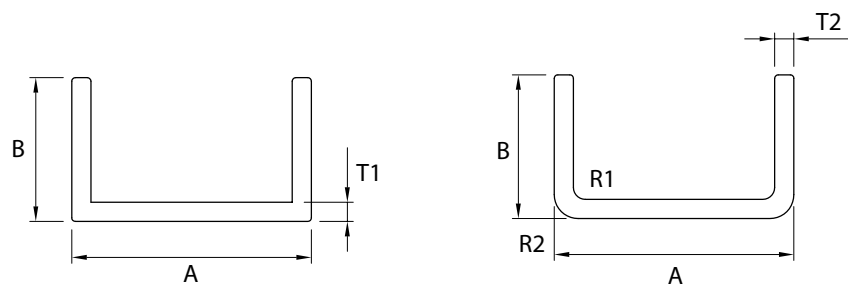


SECTION NO	A	B	T1	T2	R1	R2	MASS kg/m	OUTSIDE PERM
0287	50.80	25.40	3.18	3.18	1.57		0.820	195.50
0500	50.80	34.93	3.18	3.18	1.57		0.984	233.60
8216	53.00	25.00	1.50	1.50	0.25		0.405	203.00
6330	54.00	20.00	1.50	1.50			0.370	185.00
0504	57.15	31.75	3.96	3.96	5.08		1.235	229.00
3911	57.15	31.75	4.75	4.75	3.18		1.437	229.10
G743	60.00	12.00	3.00	3.00			0.634	161.48
6128	60.00	25.00	3.00	3.00			0.842	214.00
35320	60.00	32.00	2.00	2.00			0.65	244.00
34080	60.00	32.00	2.00	2.00	5.00	1.50	0.629	235.85
J243	60.00	32.00	3.00	3.00			0.960	242.00
6945	60.00	32.00	4.00	4.00	4.00		1.257	238.28
32884	65.00	27.00	3.00	3.00			0.919	232.00
35270	65.50	25.00	1.50	1.50	0.40		0.456	226.37
3625	69.85	31.75	3.96	3.96			1.350	258.80
30487	75.00	25.00	3.00	3.00			0.967	244.00
39165	75.00	40.00	3.00	3.00			1.211	302.97
6207	76.00	33.00	6.00	8.00			2.397	272.00
4578	76.00	51.00	5.00	5.00			2.268	346.00
0288	76.20	38.10	4.75	4.75	7.62		1.900	288.80
1226	76.20	38.10	6.35	7.92			2.668	288.73
0289	76.20	38.10	6.35	7.92	7.62		2.738	285.60
6983	80.00	25.00	3.00	3.00			1.008	254.00
J458	80.00	40.00	3.00	3.00			1.252	314.00
Z608	80.00	40.00	4.00	4.00			1.648	312.00
4073	82.55	31.75	3.18	3.18			1.199	285.70
X685*	84.20	20.00	1.60	1.60			0.525	245.20
0290	88.90	38.10	6.35	7.92	7.92		2.955	310.70
37078	92.00	93.00	10.25	10.00	10.00	20.00	6.641	508.87
34400	92.07	25.40	1.50	2.50	2.50	1.27	0.803	276.22
7792	92.30	25.00	3.00	1.80	2.00	1.00	0.967	274.48
X684*	92.75	15.00	1.60	1.60			0.518	242.30
8716	100.00	25.00	3.00	3.00			1.166	294.00
6374	100.00	40.00	3.00	3.00			1.409	354.00
6944	100.00	45.00	4.80	4.80	3.00	0.75	2.347	352.40
J089	100.00	50.00	3.00	3.00			1.577	394.00



McKechnie®
Transforming Aluminium

Channels Group 1.2.4

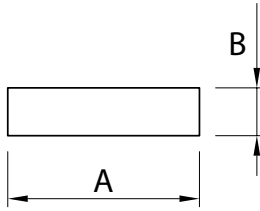


SECTION NO	A	B	T1	T2	R1	R2	MASS kg/m	OUTSIDE PERM
6982	100.00	50.00	6.00	6.00	0.80		3.046	387.00
33279	100.00	50.00	8.00	4.00	4.00		4.008	380.57
34143	100.00	70.00	4.00	4.00	10.00	14.00	2.403	451.40
38503	100.00	70.00	10.00	10.00	1.00	5.00	5.934	453.99
1605	101.60	25.40	3.18	3.18			1.253	298.40
1340	101.60	50.80	4.78	4.78			2.499	396.80
0291	101.60	50.80	6.35	7.92	9.14		3.740	385.90
36568	108.00	45.00	4.80	4.80	3.00		2.460	382.54
1442	114.30	44.45	3.18	3.18			1.690	400.00
34401	117.47	25.40	1.50	2.50	2.50	1.27	0.975	327.02
7793	118.00	25.00	3.00	1.80	2.00	1.00	1.176	325.88
7059	125.00	60.00	6.00	6.00	6.00		3.816	454.00
0921	127.00	25.40	3.96	3.96	1.57		1.819	346.30
K430	127.00	63.50	6.35	9.52	10.66		5.267	486.10
8596	135.00	55.00	3.00	3.00	1.00		1.944	483.14
37359	150.00	50.00	5.00	5.00	5.00		3.280	484.42
4760	150.00	75.00	5.00	5.00			3.915	590.00
39164	150.00	75.00	8.00	8.00			5.431	586.97
1652	152.40	63.50	6.35	7.92	10.67		5.193	536.90
1018	152.40	76.20	6.35	9.53	12.19		6.380	586.40
32963	155.00	15.00	1.60	1.60	0.50		0.788	365.60
33270	160.00	60.00	10.00	10.00	10.00		7.162	531.42
35327	168.27	25.00	1.50	1.50	1.25	2.50	1.314	426.49
7060	177.80	76.20	6.35	11.10	12.20		7.408	637.22
2776	203.20	63.50	4.75	4.75			4.113	650.90



McKechnie®
Transforming Aluminium

Flats Group 1.3.1



SECTION NO	A	B	MASS kg/m	OUTSIDE PERM
1231	9.53	3.18	0.082	25.40
33034	10.00	3.00	0.081	26.00
J781	10.00	3.00	0.082	26.00
J791 ⁺	12.00	3.00	0.097	30.00
9741	12.00	6.00	0.194	36.00
3896	12.23	3.94	0.132	32.51
35231	12.70	2.20	0.076	29.80
5019	12.70	3.00	0.104	31.40
7724	12.70	3.20	0.108	30.40
0320	12.70	4.75	0.163	34.90
0663	12.70	6.35	0.218	73.00
2096	12.70	9.53	0.328	44.50
5991	16.00	3.00	0.130	38.00
5740	19.00	4.50	0.231	47.00
0939	19.05	2.64	0.137	43.38
4984	19.05	3.00	0.155	44.10
4994	19.05	6.00	0.310	50.10
5989	20.00	1.60	0.087	43.20
5992	20.00	3.00	0.162	46.00
J679*	20.00	4.00	0.217	48.00
4954	20.00	6.00	0.325	52.00
7710	20.00	8.00	0.432	56.00
J093	20.00	12.00	0.650	64.00
9336	25.00	1.60	0.108	53.20
5993	25.00	3.00	0.203	56.00
J918	25.00	4.00	0.271	58.00
5996	25.00	6.00	0.405	62.00
5112	25.00	8.00	0.540	66.00
32561	25.00	10.00	0.678	70.00
5999	25.00	12.00	0.810	74.00
J092	25.00	20.00	1.355	90.00
4985	25.40	3.00	0.207	56.80

SECTION NO	A	B	MASS kg/m	OUTSIDE PERM
4990	25.40	4.50	0.310	59.80
0340	25.40	4.75	0.326	60.30
0537	25.40	9.53	0.654	69.90
2852	28.58	3.18	0.247	63.50
K032	30.00	1.63	0.133	63.30
34559	30.00	3.00	0.244	66.00
4986	31.75	3.00	0.258	69.50
0322	31.75	4.75	0.407	73.00
5179	31.75	6.00	0.516	75.50
4999	31.75	12.00	1.029	87.50
0634	31.75	12.70	1.089	88.90
9337	32.00	3.00	0.259	70.00
7288*	32.00	4.00	0.367	76.00
J345	32.00	6.00	0.520	76.00
J241	32.00	10.00	0.867	84.00
4996	38.00	6.00	0.601	88.20
5743	38.00	12.00	1.231	100.00
4987	38.10	3.00	0.310	82.20
0519	38.10	3.18	0.329	82.60
4992	38.10	4.50	0.463	85.20
0630	38.10	4.78	0.494	85.80
5729	38.10	6.00	0.617	88.20
0507	38.10	9.53	0.980	95.30
1362	38.10	15.88	1.634	108.00
6852	38.10	19.05	1.960	114.00
30832	40.00	1.42	0.154	82.84
6077	40.00	3.00	0.324	86.00
6357	40.00	4.00	0.432	88.00
6706	40.00	6.00	0.648	92.00
X519	40.00	8.00	0.867	96.00

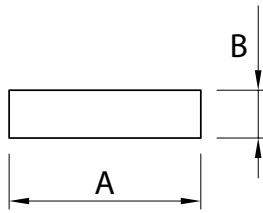
+ Available in 6.0m lengths only

* Some close tolerances apply



McKechnie®
Transforming Aluminium

Flats Group 1.3.2



SECTION NO	A	B	MASS kg/m	OUTSIDE PERM
7426	40.00	10.00	1.080	100.00
K013	40.00	12.00	1.301	104.00
J425	40.00	16.00	1.734	112.00
9751	40.00	20.00	2.160	120.00
9776	40.00	25.00	2.700	129.70
0938	41.28	2.64	0.294	87.80
1864	44.45	3.18	0.384	95.25
33567	45.00	25.00	3.049	140.00
35184	47.00	3.00	0.382	100.00
3852	47.62	1.63	0.217	98.60
K024*	47.65	1.42	0.184	98.10
37068	50.00	1.60	0.217	103.20
5994	50.00	3.00	0.405	106.00
J919	50.00	4.00	0.542	108.00
E531	50.00	5.00	0.678	110.00
5997	50.00	6.00	0.810	112.00
7468	50.00	8.00	1.080	116.00
7425	50.00	10.00	1.350	120.00
6000	50.00	12.00	1.620	124.00
J003	50.00	20.00	2.710	140.00
0506	50.80	4.75	0.651	111.10
0558	50.80	12.70	1.742	127.00
32198	50.80	15.88	2.186	133.36
35183	53.00	4.00	0.575	114.00
J403	60.00	3.00	0.488	126.00
8776	60.00	6.00	0.972	132.00
K650	60.00	10.00	1.626	140.00
9777	60.00	12.00	1.944	143.70
5741	63.50	4.50	0.772	136.00
0679	63.50	6.35	1.089	139.70
5000	63.50	12.00	2.057	151.00

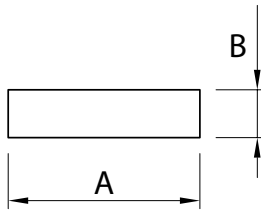
SECTION NO	A	B	MASS kg/m	OUTSIDE PERM
1759	63.50	12.70	2.177	152.40
5780	63.50	25.40	4.355	177.80
J907	64.00	8.50	1.474	145.00
J904	64.00	16.60	2.879	161.20
J900	64.00	32.10	5.567	192.20
30835	66.00	6.00	1.073	144.00
35993	75.00	3.00	0.610	155.48
8590*	75.00	14.00	2.835	178.00
8589*	75.00	18.00	3.645	186.00
7556	75.00	40.00	8.129	229.14
34314	75.00	52.00	10.569	253.31
N720*	75.00	65.00	13.211	280.00
36240	75.00	2.00	0.407	154.00
36231	75.00	10.00	2.032	169.48
4989	76.20	3.00	0.620	158.40
N102	76.20	4.00	0.826	160.40
3970	76.20	4.75	0.977	161.90
5662	76.20	6.00	1.234	164.40
5183	76.20	9.00	1.859	170.40
0529	76.20	9.53	1.961	171.50
5001	76.20	12.00	2.469	176.40
5781	76.20	25.40	5.226	203.20
J723	80.00	1.60	0.347	163.20
6373	80.00	3.00	0.648	166.00
X993	80.00	4.00	0.867	168.00
7040	80.00	6.00	1.296	172.00
34955	80.00	8.00	1.734	175.14
8515	80.00	10.00	2.160	180.00
9742	80.00	12.00	2.592	184.00
J091	80.00	16.00	3.469	192.00
9862	80.00	20.00	4.320	200.00

* Some close tolerances apply




McKechnie®
Transforming Aluminium

Flats Group 1.3.3



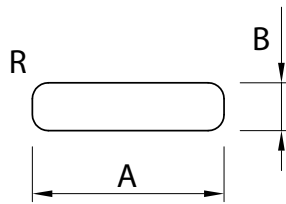
SECTION NO	A	B	MASS kg/m	OUTSIDE PERM
J001	80.00	25.00	5.420	210.00
K033	90.00	2.00	0.488	184.00
E359	90.00	2.50	0.610	185.00
K034	90.00	3.00	0.732	186.00
X472	90.00	12.00	2.927	204.00
G566	95.00	6.30	1.620	202.60
G567	95.00	9.20	2.369	208.40
G568	95.00	12.10	3.115	214.20
G569	95.00	15.00	3.862	220.00
G570	95.00	19.00	4.892	228.00
31974	95.00	50.00	12.872	289.66
E795	100.00	1.50	0.407	203.00
J712	100.00	1.60	0.433	203.20
5995	100.00	3.00	0.810	206.00
7392	100.00	4.00	1.080	204.00
Z120	100.00	5.00	1.355	210.00
5998	100.00	6.00	1.620	212.00
37645	100.00	8.00	2.168	215.66
8333*	100.00	10.00	2.700	220.00
6001	100.00	12.00	3.240	224.00
5021	100.00	25.00	6.775	250.00
Z716	100.00	33.00	8.943	266.00
N719*	100.00	40.00	10.840	280.00
N718*	100.00	50.00	13.550	300.00
30640	100.00	60.00	16.260	320.00
4998	101.60	9.00	2.469	221.20
5002	101.60	12.00	3.292	227.20
0531	101.60	12.70	3.484	228.60
E300	108.00	8.00	2.341	232.00
31299	110.00	4.50	1.341	229.00
E319	110.00	5.00	1.491	230.00
7015	114.00	10.00	3.078	248.00
36321	115.00	6.00	1.868	240.63
33258	115.00	16.00	4.986	261.66

SECTION NO	A	B	MASS kg/m	OUTSIDE PERM
34909	120.00	40.00	13.008	320.00
36227	125.00	3.00	1.016	255.48
E301	125.00	6.00	2.033	262.00
1278	127.00	4.75	1.629	263.50
2736	127.00	6.35	2.177	266.70
3301	127.00	12.70	4.355	279.40
30962	130.00	5.00	1.762	270.00
30080	135.00	6.00	2.195	282.00
Z448	150.00	1.80	0.732	303.60
K145*	150.00	3.00	1.220	306.00
33972	150.00	5.00	2.033	310.00
31476	150.00	10.00	4.065	320.00
3620	152.40	12.70	5.245	330.20
5784	152.40	25.40	10.452	355.60
N917	160.00	4.00	1.734	328.00
8516	160.00	6.00	2.592	332.00
32706	160.00	8.00	3.469	336.00
9608	160.00	10.00	4.320	340.00
9432	160.00	12.00	5.184	344.00
32898	162.00	45.00	19.756	414.00
32900	162.00	50.00	21.951	424.00
30387	166.00	39.00	17.545	410.00
32577	190.00	24.00	12.358	428.00
38468	200.00	3.00	1.626	405.48
E320	200.00	10.00	5.420	420.00
E321	200.00	12.00	6.504	424.00
3325	203.20	12.70	6.968	431.80
34020	204.00	3.00	1.658	413.14
38159	300.00	10.00	8.129	618.63



McKechnie®
Transforming Aluminium

Flats - Radius Edge Group 1.3.4



SECTION NO	A	B	R	MASS kg/m	OUTSIDE PERM
3896*	12.32	3.94	0.38	0.132	32.51
7724	12.70	3.20	0.80	0.108	30.40
34052	13.00	5.00	0.50	0.176	35.14
2012	15.00	3.15	1.57	0.122	33.00
30282	15.80	5.00	0.70	0.213	40.40
33620	19.01	2.64	1.32	0.132	41.03
1617	19.05	3.18	1.57	0.158	41.76
0632	19.05	3.96	1.98	0.195	42.60
0864	19.05	4.78	2.36	0.233	43.50
X552	25.00	6.00	3.00	0.386	56.85
5113	25.00	10.00	1.00	0.675	70.00
3858	25.40	3.18	1.59	0.212	54.40
N734	25.40	6.35	3.18	0.414	58.05
9367	31.75	6.00	2.00	0.505	72.07
9368	32.00	4.00	1.30	0.342	69.77
34913	36.00	6.00	3.00	0.564	78.85
8791*	38.00	12.00	1.00	1.229	98.28
30558	50.00	3.00	1.50	0.401	103.42
X551	50.00	6.00	3.00	0.792	106.85

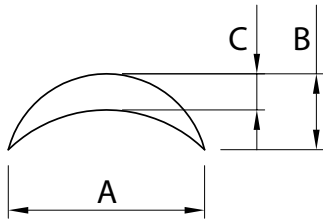
SECTION NO	A	B	R	MASS kg/m	OUTSIDE PERM
X273	50.00	8.00	4.00	1.047	109.13
4978	50.00	25.00	1.60	3.382	147.25
7391	50.80	6.35	3.18	0.848	108.85
34508	69.85	38.10	0.50	7.212	215.04
X190	75.00	5.00	1.00	1.014	158.23
4982	75.00	25.00	1.60	5.062	200.00
7556*	75.00	40.00	0.50	8.129	229.14
34314	75.00	52.00	0.40	10.569	253.31
9754	80.00	6.00	3.00	1.275	166.80
4980	100.00	20.00	1.60	5.420	240.00
35870	110.00	10.00	0.80	2.980	238.63
35780	125.00	25.00	1.00	8.466	298.28
35379	150.00	10.00	1.00	4.063	318.28
2663	152.50	12.70	1.57	5.278	327.66
34020	204.00	3.00	0.50	1.658	413.14
7524	220.00	6.00	1.00	3.562	450.28

* Some close tolerances apply



McKechnie®
Transforming Aluminium

Half Rounds Group 1.3.5




SECTION NO	A	B	C	MASS kg/m	OUTSIDE PERM
0309	12.70	4.75	4.37	0.113	29.65
0336	15.88	4.75	3.96	0.121	35.40
0276	19.05	4.75	3.18	0.122	41.50
0275	25.40	4.75	3.18	0.153	53.30
0274	31.75	6.35	4.75	0.286	67.00
0273	38.10	6.35	4.75	0.351	79.10



McKechnie®
Transforming Aluminium

Hollows - Squares Group 1.4.1




SECTION NO	A	T	R1	R2	MASS kg/m	OUTSIDE PERM	OUTSIDE FACTOR
34751	12.00	1.60			0.180	48.00	461
32909	12.00	2.00	3.00	1.00	0.198	42.85	369
K721	12.60	1.50			0.180	50.40	493
9609	12.70	1.57			0.189	50.80	472
2035*	13.21	1.40			0.179	52.80	527
30211	16.00	1.20	1.60		0.187	61.25	620
6792*	16.00	1.75	3.00	1.40	0.253	58.85	421
5728	19.00	1.60	2.40	0.80	0.301	76.00	462
J922	19.05	0.90	0.30	0.30	0.177	75.70	814
K025	19.05	1.20	1.50	0.30	0.227	73.60	615
9120	19.05	1.20			0.231	76.20	618
9783	19.05	1.83	1.57	1.57	0.340	73.50	389
E026*	20.00	1.20			0.245	80.00	614
8950	20.00	1.50			0.300	80.00	494
32961	20.00	2.00			0.390	80.00	369
8951	20.00	2.50			0.473	80.00	296
8777	20.00	3.00	3.00		0.530	74.85	247
32957	20.00	3.00			0.553	80.00	246
6890	22.00	1.60			0.353	88.00	462
9675	25.00	1.40	2.40	1.00	0.346	95.90	529
6614*	25.00	1.60			0.404	100.00	462
N285	25.00	1.80	3.00		0.432	94.85	418
K736	25.00	2.00			0.499	100.00	369
8778	25.00	3.00	3.00		0.695	94.85	246
9784	25.00	3.00			0.713	99.70	246
Z071	25.40	1.20	2.00	0.80	0.307	98.17	615
J114	25.40	1.22			0.320	101.60	605
0719	25.40	1.83	3.18	1.35	0.461	96.10	404
7841*	30.00	2.00	2.50	1.50	0.596	115.70	364
38479	30.00	2.00	0.30	0.30	0.607	119.48	367
38464	30.00	2.50	0.70	0.70	0.745	118.80	292
6947	30.00	3.00			0.875	120.00	247
9610	31.75	2.54			0.801	127.00	291
K362	32.00	2.00			0.650	128.00	369

* Some close tolerances apply



McKechnie®
Transforming Aluminium

Hollows - Square Group 1.4.2




SECTION NO	A	T	R1	R2	MASS kg/m	OUTSIDE PERM	OUTSIDE FACTOR
K996	32.00	3.00	1.50		0.938	125.40	245
X547	32.00	3.00	3.00		0.922	122.85	246
J169	32.00	3.00			0.943	128.00	246
G677	33.90	1.45	2.50		0.498	131.31	509
X546	37.35	2.50	5.00	2.50	0.901	140.82	295
J864	38.00	1.55			0.612	152.00	476
K026	38.00	1.60	2.00	0.40	0.623	148.60	461
6059	38.00	2.00			0.778	152.00	370
N284	38.00	2.50			0.962	152.00	295
1044	38.10	2.03	3.61	1.57	0.767	146.20	365
9193	40.00	1.60	3.00	1.40	0.647	154.85	463
K911	40.00	1.60			0.666	160.00	461
30196	40.00	2.00	2.40	0.40	0.811	155.88	369
G097	40.00	2.00			0.824	160.00	369
6668	40.00	2.50			1.013	160.00	296
N737	40.00	3.00	3.00	1.00	1.185	154.85	245
X592	40.00	3.00			1.203	160.00	246
9192	40.00	4.00			1.555	160.00	185
32003	40.00	5.00	2.50		1.883	155.71	146
1468	44.45	2.03			0.933	177.80	364
E225	45.00	1.80			0.843	180.00	411
6114*	46.80	2.00			1.054	203.20	370
K132	50.00	1.60	6.00	4.00	0.801	189.90	461
J309	50.00	1.60			0.840	200.00	461
33479	50.00	2.00	3.00	1.00	1.022	194.85	369
31350	50.00	2.00	6.40	4.40	0.990	189.01	369
X591	50.00	2.00			1.041	200.00	369
9746	50.00	2.50			1.283	200.00	296
32565	50.00	3.00	3.00	1.00	1.510	194.85	244
32447	50.00	3.00	6.35	3.35	1.508	194.85	245
5917*	50.00	3.00			1.523	200.00	246
32734	50.00	5.00	4.00	2.00	2.411	193.13	145
32520	50.00	5.00	6.00	6.00	2.439	189.70	139
33268	50.00	6.00	6.35		2.768	189.10	123
1324	50.80	1.63	3.18	1.55	0.842	197.70	452



McKechnie®
Transforming Aluminium

Hollows - Square Group 1.4.3



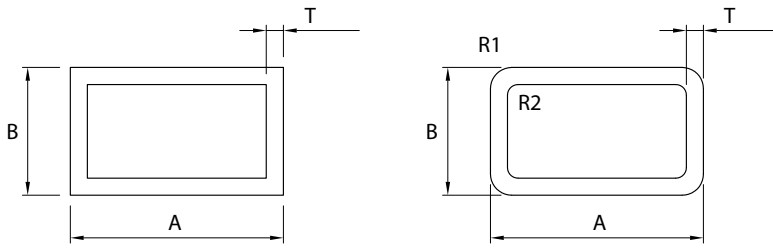
SECTION NO	A	T	R1	R2	MASS kg/m	OUTSIDE PERM	OUTSIDE FACTOR
5665	50.80	1.80	6.30	4.50	0.911	192.38	410
X197	50.80	2.00	6.40	4.40	1.008	192.21	369
6114	50.80	2.00			1.054	203.20	370
X548	50.80	2.03	3.00		1.052	198.05	366
X549	50.80	3.18	3.00		1.621	198.05	232
2963	50.80	3.25	4.75	1.57	1.628	195.00	227
Z912	60.00	1.40	1.00	0.30	0.887	238.28	526
30210	60.00	1.60	0.80	1.50	1.017	238.63	456
32096	60.00	2.00	6.30	4.30	1.208	229.18	369
38511	60.00	4.50	11.35	6.85	2.517	220.51	164
35589	65.00	2.40	0.40		1.628	259.31	307
K308	65.00	2.50			1.694	260.00	295
30209	65.50	1.60	1.60		1.102	259.25	461
31832	75.00	2.20	4.00	4.00	1.736	293.13	328
31878	75.00	2.50			1.965	299.66	295
K323	75.00	3.00			2.341	300.00	246
38133	75.00	3.00	4.50	5.00	2.352	292.27	238
33133	75.00	4.00	6.00		3.004	289.70	185
33397	76.20	3.00	6.00	3.00	2.318	294.50	246
X550	76.20	6.35	15.90	9.60	4.434	277.50	117
X903*	80.00	2.20	4.00	4.00	1.855	313.13	328
K047	80.00	3.00	4.00	4.00	2.504	313.13	241
33721	80.00	3.00			2.504	320.00	246
34415	90.00	1.90	3.00	1.00	1.796	354.85	389
31833	90.00	2.20	4.00	4.00	2.094	353.13	329
38606	90.00	3.00	6.00	3.00	2.766	349.70	246
38607	100.00	3.00	11.00	8.00	3.022	381.12	246
Z320	100.00	3.00			3.154	400.00	246
E929	100.00	6.00	12.00	6.00	5.863	379.40	123
36058	100.00	5.00	3.00	0.50	5.129	394.85	147
17231	150.00	2.90	2.00		4.615	596.57	254

* Some close tolerances apply



McKechnie®
Transforming Aluminium

Hollows - Rectangular Group 1.4.4



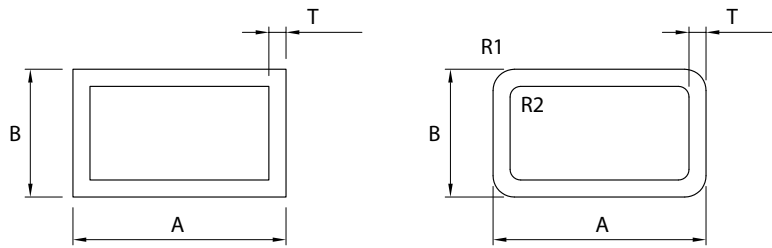
SECTION NO	A	B	T	R1	R2	MASS kg/m	OUTSIDE PERM	OUTSIDE FACTOR
34923	25.00	20.00	1.40	2.40	1.00	0.309	85.88	527
30208	34.93	12.70	1.57	3.75	2.18	0.357	88.82	470
34872	35.00	19.00	3.00	3.00	3.00	0.780	102.85	233
K496	37.40	14.40	1.20	3.00	2.00	0.308	98.20	613
G557	38.00	19.00	1.20			0.355	114.00	645
N709	38.00	25.00	1.50	3.00	1.50	0.472	120.80	492
9406*	38.00	25.00	1.50	3.00	1.50	0.470	120.80	494
X510	38.00	25.00	2.00	3.00	1.50	0.622	120.85	367
J782	38.10	17.45	3.18			0.848	111.10	232
X500	38.10	25.40	1.60	3.10	1.50	0.506	121.68	461
7057	38.20	25.50	2.50			0.798	127.40	291
30624	40.00	15.00	3.00	3.00	0.50	0.776	104.85	245
6621	40.00	16.00	2.50			0.689	112.00	296
30486	40.00	20.00	1.60			0.493	120.00	491
30485	40.00	20.00	3.00			0.878	120.00	246
35159	40.00	20.00	3.00			0.878	120.00	246
K582	40.00	25.00	2.00			0.661	130.00	369
35493	40.00	25.00	2.00	3.00	1.50	0.646	124.85	366
9785	40.00	25.00	2.50			0.810	129.70	296
35158	40.00	25.00	2.50	3.00	1.00	0.794	124.85	293
35309	40.00	25.00	3.00	3.00	3.00	0.959	124.85	235
J610*	42.60	29.50	1.80	3.00	3.00	0.668	139.10	395
X394	50.00	25.00	1.30			0.510	150.00	568
E905	50.00	25.00	1.60			0.623	150.00	461
5916*	50.00	25.00	2.00			0.767	150.00	295
34406	50.00	25.00	2.00	3.00	1.00	0.751	144.85	369
6634	50.00	25.00	2.50			0.945	150.00	296
9433	50.00	25.00	3.00			1.118	150.00	247
X544	50.00	25.00	3.00	3.00		1.101	144.85	246
37044	50.00	30.00	2.00			0.824	160.00	369
30497	50.00	40.00	2.00			0.932	180.00	369
36992	50.00	40.00	2.00	1.00	3.00	0.914	174.85	369
G705	50.00	40.00	3.00			1.366	180.00	246
34765	50.80	25.40	3.18			1.204	152.40	232
0914	50.80	38.10	3.18			1.417	177.80	233
38431	58.50	38.50	1.85	2.00	1.00	0.926	191.90	399
Z913	60.00	30.00	1.40	1.00	0.30	0.659	178.28	526
6815	60.00	35.00	1.80	2.50		0.874	185.00	413
J090	60.00	40.00	3.00			1.528	200.00	246
1790	63.50	50.80	3.18			1.853	228.60	233

Special Tols.
Special Tols.
Special Tols.



McKechnie®
Transforming Aluminium

Hollows - Rectangular Group 1.4.5

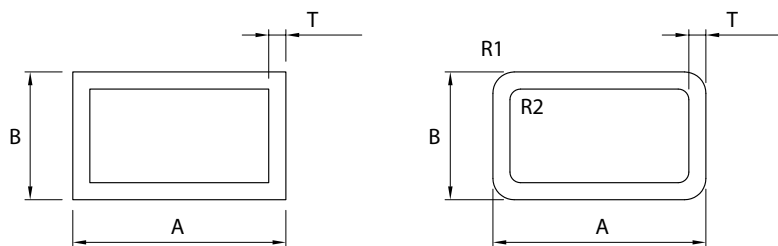


SECTION NO	A	B	T	R1	R2	MASS kg/m	OUTSIDE PERM	OUTSIDE FACTOR
31820	63.50	50.80	3.18	3.18		1.884	228.60	226
33669	65.00	16.00	1.20	1.50	1.00	0.508	159.42	610
Z357	65.00	16.00	1.20	3.00	2.00	0.500	156.85	611
7652	70.00	40.00	3.00			1.691	220.00	246
8042	75.00	25.00	1.60			0.836	200.00	462
30837	75.00	40.00	2.00			1.203	229.31	368
E709	75.00	50.00	2.50			1.626	250.00	295
37956	75.00	50.00	3.00			1.935	249.14	245
X861	75.00	50.00	4.75	7.00	4.00	2.897	237.98	153
K011	76.00	25.00	2.40			1.252	202.00	307
J005	76.20	38.10	3.18			1.860	228.60	232
1023	76.20	38.10	6.35			3.484	228.60	116
3908	76.20	44.45	2.03	0.38	0.79	1.286	241.30	362
G432	76.20	50.80	3.18			2.079	254.00	232
33126	76.50	54.00	3.00			2.024	261.00	246
33386	80.00	25.00	2.40			1.303	210.00	308
Z792	80.00	40.00	2.00			1.257	240.00	369
K910	80.00	40.00	3.00			1.854	240.00	245
38177	80.00	40.00	3.00	3.00	0.50	1.833	234.85	245
37164	80.00	40.00	6.00			3.512	239.14	123
6490	80.00	50.00	3.00			2.008	260.00	247
30240	80.00	50.00	3.00	5.00	2.00	1.967	251.42	246
7377	85.00	20.00	2.00			1.088	208.28	370
9822	100.00	16.00	2.00			1.210	232.00	370
31300	100.00	25.00	1.60			1.056	250.00	461
33022	100.00	25.00	2.00	2.00	0.50	1.305	246.57	367
6669	100.00	25.00	2.50			1.626	250.00	296
34296	100.00	40.00	3.00			2.179	280.00	246
7955	100.00	45.00	3.00			2.252	290.00	247
N297	100.00	50.00	1.60			1.273	300.00	461
J845	100.00	50.00	2.00			1.583	300.00	369
9985	100.00	50.00	3.00			2.341	300.00	246
30752	100.00	50.00	3.00	4.00	1.00	2.307	293.13	246
Z483	100.00	50.00	3.50	6.00	2.50	2.644	289.70	211
34048	100.00	50.00	4.00			3.079	300.00	185
K102	100.00	50.00	6.00	8.00	2.00	4.348	286.27	123
G435	100.00	50.00	6.50	0.20		4.827	300.00	113
33713	100.00	75.00	3.00			2.748	350.00	246
2515	101.60	25.40	2.36	0.79		1.560	254.00	312




McKechnie®
Transforming Aluminium

Hollows - Rectangular Group 1.4.6

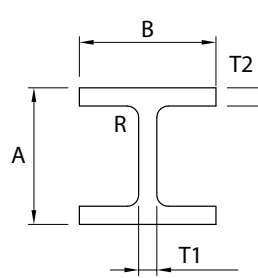
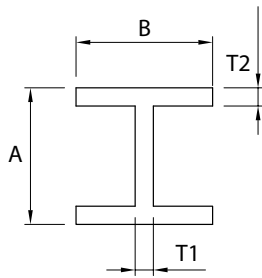


SECTION NO	A	B	T	R1	R2	MASS kg/m	OUTSIDE PERM	OUTSIDE FACTOR
E053	101.60	76.20	2.29	5.47	3.18	2.104	346.21	323
G589	125.00	40.00	3.00			2.585	330.00	246
33272	125.00	50.00	6.00	6.35	6.35	5.301	339.10	119
J863	150.00	50.00	3.00			3.154	400.00	246
Z422	150.00	50.00	4.00	7.50	3.50	4.060	387.12	185
30388	150.00	75.00	5.00	5.00	2.50	5.783	441.42	146
37214	150.00	100.00	3.00			3.967	499.14	246
N064	152.40	38.10	3.18	1.00	1.00	3.174	379.28	231
Z335	200.00	50.00	3.00			3.960	500.00	246
35513	250.00	50.00	3.00	0.40		4.780	599.31	246
39274	300.00	50.00	3.50			6.506	699.31	211



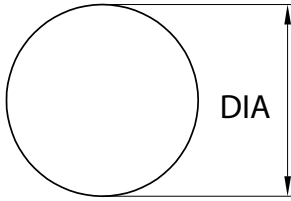
McKechnie®
Transforming Aluminium

I Beams Group 1.5.1




SECTION NO	A	B	T1	T2	R	MASS kg/m	OUTSIDE PERM
0433	50.80	44.45	2.54	2.54	0.80	0.928	271.92
Z379	53.30	40.00	1.50	1.40	0.40	0.514	262.23
8069	100.00	50.00	4.00	6.00	4.00	2.599	378.30
7603	100.00	75.00	4.75	6.00	3.50	3.575	471.00
30139	100.00	100.00	6.00	5.00	4.00	4.209	579.42
1120	101.60	76.20	4.75	6.35	9.40	3.958	482.40
G902	104.60	60.00	1.80	1.80	6.30	1.078	444.57
30959	125.00	70.00	7.00	6.00		4.319	465.70
9004	140.00	90.00	7.50	7.50	4.00	6.148	605.00

Rounds Group 1.6.1




SECTION NO	DIA	MASS kg/m	OUTSIDE PERM
RD0060	6.00	0.077	18.85
RD0063	6.35	0.086	19.95
RD0070	7.00	0.104	21.99
RD0077	7.75	0.128	24.35
RD0095	9.53	0.193	29.94
RD0096	9.60	0.196	30.16
RD0100	10.00	0.213	31.42
RD0111	11.10	0.263	34.87
RD0120	12.00	0.306	37.70
RD0127	12.70	0.342	39.90
RD0140	14.00	0.417	43.98
RD0150	15.00	0.479	47.12
RD0159	15.88	0.537	49.89
RD0160	16.00	0.545	50.30
RD0171	17.10	0.622	53.72
RD0175	17.50	0.649	54.98
RD0190	19.05	0.769	59.85
RD0200	20.00	0.851	62.80
RD0206	20.65	0.907	64.87
RD0222	22.23	1.052	69.84
RD0238	23.80	1.208	74.77
RD0250	25.00	1.325	78.54
RD0254	25.40	1.375	79.80
RD0260	26.00	1.439	81.68
RD0270	27.00	1.555	84.80
RD0280	28.00	1.663	87.95
RD0286	28.57	1.739	89.76
RD0301	30.15	1.939	94.72
RD0317	31.75	2.138	99.75
RD0320	32.00	2.180	100.53
RD0330	33.00	2.318	103.67
RD0349	34.93	2.587	109.74
RD0365	36.50	2.836	114.67

SECTION NO	DIA	MASS kg/m	OUTSIDE PERM
RD0370	37.00	2.914	116.24
RD0381	38.10	3.078	119.69
RD0390	39.00	3.237	122.50
RD0400	40.00	3.405	125.66
RD0413	41.30	3.630	129.75
30815	42.00	3.755	131.95
RD0445	44.45	4.190	139.64
RD0476	47.63	4.829	149.60
RD0500	50.00	5.321	157.08
RD0508	50.80	5.472	159.59
RD0520	52.00	5.755	163.36
RD0540	54.00	6.206	169.65
RD0571	57.15	6.926	179.54
RD0600	60.00	7.662	188.50
RD0603	60.32	7.715	189.50
RD0635	63.50	8.551	199.49
RD0650	65.00	8.993	204.20
RD0662	66.20	9.293	207.97
RD0699*	69.90	10.361	219.59
RD0762	76.20	12.313	239.40
RD0780	78.00	12.949	245.04
RD0800	80.00	13.622	251.33
RD0830	83.00	14.663	260.80
RD0860	86.00	15.742	270.18
RD0889	88.90	16.760	279.29
RD0984	98.42	20.617	309.20
RD1016	101.60	21.890	319.19
RD1100	110.00	25.754	345.58
RD1143	114.30	27.807	359.08
RD1200	120.00	30.649	376.99
RD1270	127.00	34.320	398.98
RD1333	133.30	37.848	418.93



McKechnie®
Transforming Aluminium

Squares Group 1.6.2

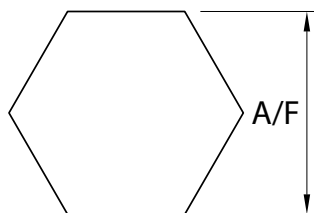


SECTION NO	A/F	MASS kg/m	OUTSIDE PERM
SQ0064	6.35	0.109	25.40
SQ0095	9.53	0.243	38.12
SQ0100	10.00	0.271	40.00
SQ0120	12.00	0.390	48.00
SQ0127	12.70	0.435	50.08
SQ0159	15.88	0.681	63.52
SQ0160	16.00	0.694	64.00
SQ0190	19.05	0.980	76.20
SQ0200	20.00	1.084	80.00
SQ0250	25.00	1.694	100.00
SQ0254	25.40	1.741	101.60
SQ0318	31.75	2.721	127.00
SQ0381	38.10	3.919	152.40
SQ0400	40.00	4.320	160.00
SQ0445	44.45	5.335	177.80
SQ0500	50.00	6.750	200.00
SQ0508	50.80	6.968	203.20
SQ0550	55.00	8.198	220.00
SQ0635	63.50	10.927	254.00
SQ0650	65.00	11.408	260.00
SQ0700	70.00	13.279	280.00
SQ0762	76.20	15.735	304.80
SQ0889	88.90	21.416	354.23
SQ0950	95.00	24.458	380.00
SQ1000	100.00	27.100	400.00



McKechnie®
Transforming Aluminium

Hexagons Group 1.6.3

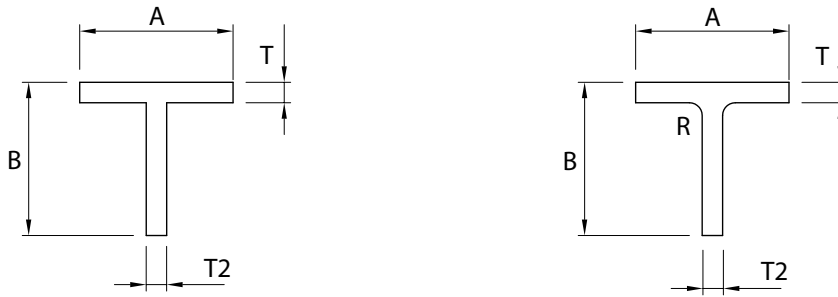


SECTION NO	A/F	MASS kg/m	OUTSIDE PERM
HX0100	10.00	0.234	86.40
HX0111	11.10	0.290	38.46
HX0120	12.00	0.337	41.05
HX0127	12.70	0.379	43.99
HX0143	14.28	0.479	49.47
HX0159	15.88	0.592	55.01
HX0170	17.00	0.678	58.63
HX0175	17.50	0.719	60.62
HX0190	19.00	0.847	65.82
HX0206	20.62	0.994	71.44
HX0222	22.22	1.159	76.99
HX0254	25.40	1.514	87.86
HX0286	28.58	1.917	99.00
HX0318	31.75	2.357	110.01
HX0330	33.00	2.556	114.32
HX0374	37.40	3.283	129.56
HX0381	38.10	3.394	132.01



McKechnie®
Transforming Aluminium

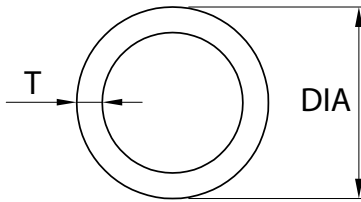
Tees Group 1.7.1



SECTION NO	A	B	T	T2	R	MASS kg/m	OUTSIDE PERM
1349	19.91	19.05	3.18			0.302	76.20
5985	20.00	20.00	1.60			0.166	80.00
5986	20.00	20.00	3.00			0.300	80.00
0410	20.62	13.46	1.57	3.18	0.79	0.187	66.00
Z536	24.00	19.00	1.20			0.136	86.00
Z539	24.00	38.00	1.25			0.205	124.00
4870	25.00	25.00	3.00			0.382	100.00
5987	25.00	25.00	1.60			0.209	100.00
4478	25.40	25.40	3.18			0.410	101.60
8127	30.00	50.00	6.00		2.00	1.189	153.13
8126	35.00	90.00	6.00		2.00	1.919	243.13
0293	38.10	38.10	4.75		5.33	0.949	147.80
0638	38.10	38.10	3.18			0.627	152.40
K657	40.00	20.00	1.50			0.238	120.00
N771	40.00	25.00	2.50			0.423	130.00
7389	40.00	40.00	1.60			0.340	160.00
5988	40.00	40.00	3.00			0.624	160.00
7508	40.00	9.00	3.00			0.374	98.00
0637	44.45	25.40	2.54		0.79	0.458	135.75
34404	50.00	25.00	1.60			0.318	148.97
31117	50.00	100.00	6.00		4.00	2.357	293.99
X553	50.00	50.00	4.00			1.041	200.00
36229	50.00	50.00	6.00			1.528	199.23
37947	50.00	60.00	5.00	5.00		1.422	219.23
1184	50.80	50.80	4.75		6.10	1.284	198.00
1123	50.80	50.80	6.35		6.10	1.676	198.00
2207*	50.00	50.00	3.00			0.789	200.00
1765	53.98	38.10	3.18			0.763	184.20
1478	63.50	63.50	6.35		6.86	2.123	248.10
36230	75.00	75.00	4.50			1.774	299.23
37805	75.00	125.00	10.00			5.147	397.94
31274	100.00	65.00	5.00			2.168	330.00

* Some close tolerances apply

Extruded Tubes Group 1.8.1



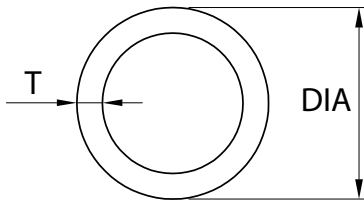
SECTION NO	DIA	T	MASS kg/m	OUTSIDE PERM	OUTSIDE FACTOR
TU8090	9.53	1.42	0.098	29.90	520.0
TU8250	9.53	1.63	0.109	29.90	455.0
TU8000	10.00	1.20	0.090	31.40	614.0
TU8235	10.00	1.60	0.114	31.40	463.0
TU8222	12.00	1.60	0.142	37.70	460.0
TU8010	12.52	1.15	0.111	39.30	643.0
TU8110	12.70	1.42	0.136	39.90	525.0
TU8216	14.00	1.50	0.160	44.00	491.0
TU8430	14.28	1.83	0.194	44.80	403.0
TU8020	15.88	1.22	0.152	49.90	606.0
TU8260	15.88	1.63	0.197	49.90	455.0
TU8530	15.88	2.64	0.297	49.90	280.0
TU8014	16.00	1.20	0.151	50.30	615.0
TU8237	16.00	1.60	0.196	50.30	462.0
TU8219	19.00	1.50	0.224	59.70	491.0
TU8565	19.00	3.00	0.409	59.69	246.0
TU8660	19.00	3.20	0.430	59.69	234.0
TU8265	19.04	1.63	0.241	59.80	454.0
TU8030	19.05	1.22	0.185	59.80	606.0
TU8140	19.05	1.42	0.213	59.80	520.0
TU8433	19.05	2.00	0.289	59.80	370.0
TU8007	20.00	1.20	0.192	62.83	615.0
TU8240	20.00	1.60	0.251	62.80	461.0
TU8436	20.00	2.00	0.305	62.80	370.0
35575	20.00	3.00	0.434	62.83	246
TU8035	22.23	1.22	0.217	69.80	608.0
TU8150	22.23	1.42	0.251	69.80	521.0
TU8290	22.23	1.63	0.284	39.80	456.0
TU8018	25.00	1.20	0.243	78.50	615.0
TU8218	25.00	1.50	0.300	78.50	492.0
TU8244	25.00	1.60	0.318	78.50	462.0
TU8440	25.00	2.00	0.390	78.50	370.0
TU8575	25.00	3.00	0.562	78.50	246.0
TU8040	25.40	1.22	0.251	79.80	608.0
TU8160	25.40	1.42	0.290	79.80	520.0

SECTION NO	DIA	T	MASS kg/m	OUTSIDE PERM	OUTSIDE FACTOR
TU8245	25.40	1.60	0.323	79.80	461.0
TU8460	25.40	2.03	0.403	79.80	364.0
TU8580	25.40	3.00	0.573	79.80	246.0
TU8670	25.40	3.25	0.612	79.80	227.0
TU8840	25.40	6.35	1.026	79.80	117.0
TU8590	27.00	3.00	0.611	84.80	246.0
TU8246	28.00	1.60	0.358	88.00	463.0
TU8050	28.58	1.22	0.284	89.80	605.0
TU8170	28.58	1.42	0.327	89.80	522.0
TU8525	28.58	2.50	0.555	89.80	295.0
TU8230	30.00	1.50	0.363	94.20	493.0
TU8055	31.75	1.22	0.315	99.70	608.0
TU8180	31.75	1.42	0.366	99.70	521.0
TU8600	31.75	3.00	0.713	99.70	247.0
TU8239	32.00	1.60	0.414	100.50	461.0
TU8432	32.00	1.85	0.473	100.50	401.0
TU8601	32.00	3.00	0.741	100.50	246.0
TU8185	34.93	1.42	0.405	109.70	520.0
TU8231	34.93	1.50	0.427	109.70	492.0
TU8300	35.00	1.63	0.463	110.00	453.0
TU8247	35.70	1.60	0.465	112.15	442.0
TU8190	38.10	1.42	0.443	119.70	520
TU8523	38.10	2.40	0.724	119.70	310
TU8610	38.10	3.00	0.896	119.70	246
TU8790	38.10	4.88	1.377	119.70	152
TU8910	38.10	9.53	2.309	119.70	78
TU8249	40.00	1.60	0.523	125.70	461
TU8441	40.00	2.00	0.647	125.70	369
TU8615	40.00	3.00	0.942	125.70	253
TU8748	40.00	4.00	1.226	100.53	217
TU8805	40.00	5.00	1.490	125.70	148
TU8991	40.50	3.00	0.958	127.23	246
TU8200	41.28	1.42	0.482	129.70	520
TU8911	42.00	7.50	2.203	131.95	98
TU8775	43.00	4.50	1.470	135.10	165
TU8774	43.20	4.40	1.453	135.72	168



McKechnie®
Transforming Aluminium

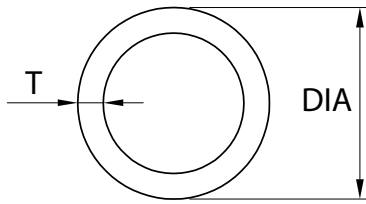
Extruded Tubes Group 1.8.2



SECTION NO	DIA	T	MASS kg/m	OUTSIDE PERM	OUTSIDE FACTOR
TU8524	43.30	2.50	0.868	136.03	295
TU8210	44.45	1.42	0.519	139.60	521
TU8425	44.45	1.65	0.599	139.60	233
TU8442	44.45	2.00	0.723	139.60	369
TU8620	44.45	3.00	1.059	139.60	246
TU8765	44.45	3.25	1.140	139.64	259
TU8994	45.00	3.00	1.073	141.37	246
TU8526	46.00	2.50	0.922	144.50	296
TU8806	46.70	5.00	1.769	146.70	148
TU8215	47.63	1.42	0.558	149.60	520
TU8621	48.00	3.00	1.145	150.80	237
TU8750	48.00	4.00	1.493	150.80	185
TU8555	48.40	2.60	1.014	152.10	288
TU8992	48.40	3.20	1.231	152.05	231
TU8780	48.41	4.47	1.666	152.10	166
35336	48.90	2.70	1.062	153.62	273
TU8251	50.00	1.60	0.659	157.08	461
TU8443	50.00	2.00	0.817	157.08	369
TU8630	50.00	3.00	1.196	157.10	295
TU8752	50.00	4.00	1.567	157.08	184
TU8810	50.00	5.00	1.916	157.08	148
TU8815	50.00	6.00	2.248	157.00	123
TU8217	50.80	1.42	0.597	159.60	520
TU8248	50.80	1.60	0.668	159.60	463
TU8560	50.80	2.64	1.080	159.60	280
TU8640	50.80	3.00	1.216	159.60	247
TU8710	50.80	3.25	1.311	159.60	228
TU8785	50.80	4.75	1.859	159.60	156
TU8570	56.80	2.65	1.222	178.40	278
TU8650	57.00	3.00	1.374	179.10	247
TU8410	57.15	1.63	0.766	179.50	455
TU8510	57.15	2.03	0.950	179.50	365
TU8446	60.00	2.00	0.986	188.50	370
TU8649	60.00	3.00	1.456	188.50	246
TU8800	60.00	4.90	2.290	188.50	151

SECTION NO	DIA	T	MASS kg/m	OUTSIDE PERM	OUTSIDE FACTOR
TU8813	60.00	5.00	2.341	188.50	148
TU8812	60.20	5.54	2.578	189.12	133
TU8420	63.50	1.63	0.859	199.50	324
TU8447	63.50	2.00	1.047	199.49	369
TU8720	63.50	3.25	1.661	199.50	228
TU8725	63.50	3.81	1.936	199.49	375
TU8756	63.50	4.00	2.026	199.49	185
TU8809	63.50	5.00	2.490	199.50	148
TU8820	63.50	6.00	2.937	199.50	123
TU8825	65.00	5.00	2.554	204.20	148
TU8451	70.00	2.00	1.158	219.91	369
TU8561	70.00	2.65	1.520	219.91	278
TU8757	70.00	4.20	2.353	219.91	176
TU8826	73.10	6.00	3.428	229.65	123
TU8450	75.00	2.00	1.243	235.62	369
TU8993	75.00	3.00	1.839	235.62	246
TU8747	76.00	3.75	2.307	238.76	197
TU8520	76.20	2.03	1.282	239.39	364
TU8528	76.20	2.60	1.629	239.40	284
TU8730	76.20	3.25	2.011	239.40	228
TU8787	76.20	4.75	2.889	239.40	156
TU8448	80.00	2.00	1.301	251.30	377
TU8651	80.00	3.00	1.959	251.30	247
TU8811	82.50	5.20	3.422	259.18	142
TU8558	88.90	2.30	1.696	279.29	321
TU8740	88.90	3.25	2.361	279.30	228
TU8808	88.90	5.49	3.899	279.30	134
TU8990	92.00	17.00	10.860	289.03	43
TU8252	100.00	1.60	1.340	314.16	461
TU8449	100.00	2.00	1.669	314.20	369
TU8655	100.00	3.00	2.478	314.20	246
TU8760	100.00	4.00	3.269	314.16	185
TU8830	100.00	6.00	4.802	314.16	123

Extruded Tubes Group 1.8.3

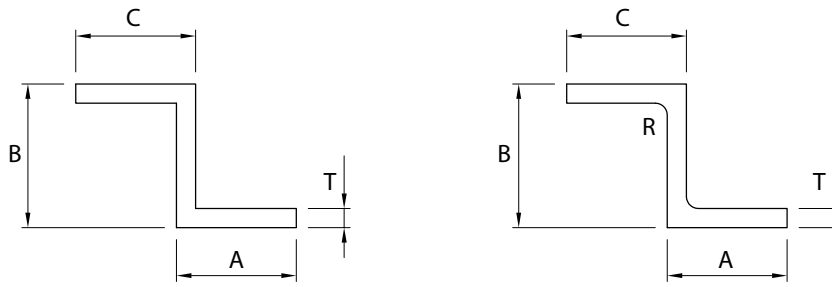


SECTION NO	DIA	T	MASS kg/m	OUTSIDE PERM	OUTSIDE FACTOR
TU8745	101.60	3.25	2.711	319.20	228
TU8522	111.10	2.20	2.040	349.03	335
TU8828	114.00	5.00	4.640	358.14	148
TU8658	120.00	3.00	2.988	376.99	246
TU8559	127.00	2.60	2.754	398.98	284
34871	127.00	7.50	7.630	398.98	98
30319	150.00	3.20	3.999	471.24	231

Zeds Group 1.9.1

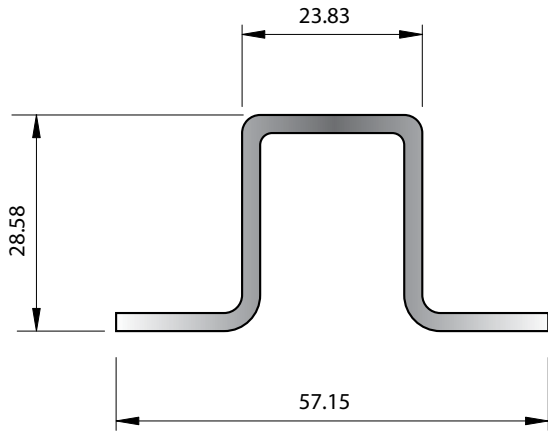


McKechnie®
Transforming Aluminium

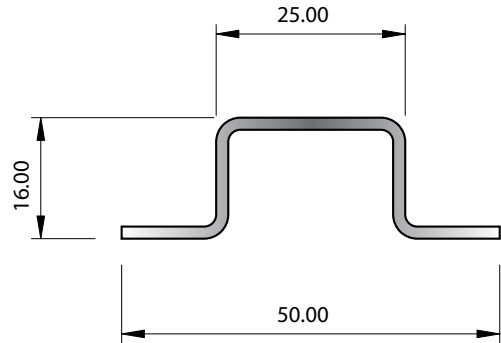


SECTION NO	A	B	C	T	R	MASS kg/m	OUTSIDE PERM
8072	10.00	12.00	10.00	1.50	0.50	0.117	61.00
N974	18.50	17.00	18.50	1.40	0.50	0.193	103.90
Z980	20.00	25.00	20.00	1.50		0.252	127.00
36770	20.00	33.00	38.00	6.00		1.277	165.71
0585	25.40	31.75	25.40	3.18	3.30	0.667	155.90
0580	25.40	44.45	25.40	3.18	3.30	0.776	181.30
1508	31.75	152.40	31.75	3.18	3.18	1.811	422.70
36428	50.00	75.00	50.00			1.912	338.59
32662	50.00	125.00	50.00	3.00	3.00	1.790	440.14

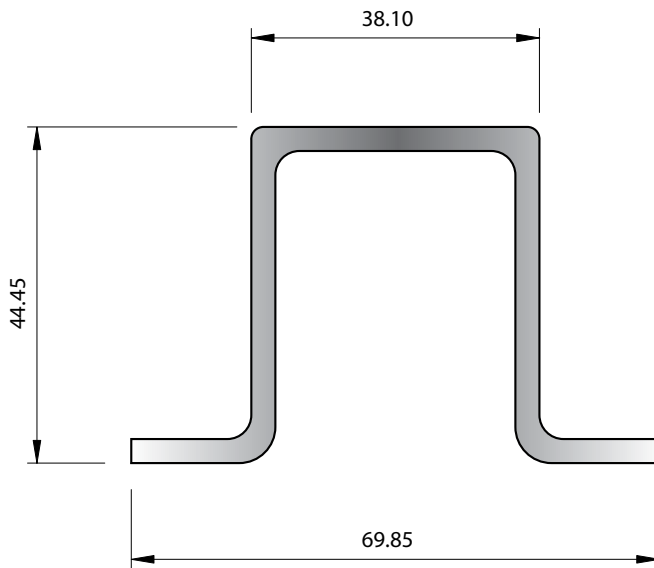
Top Hats Group 1.10.1



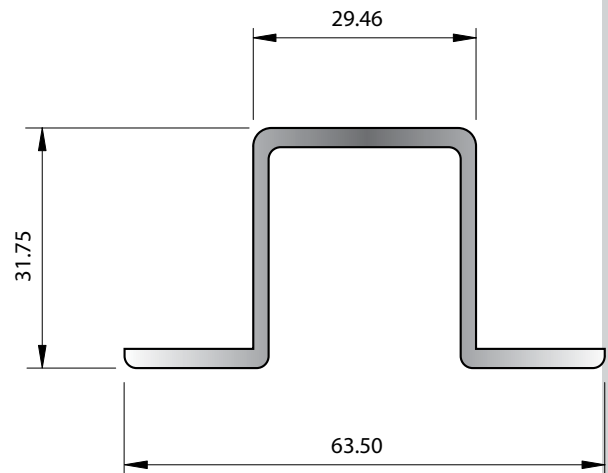
SECTION No. 0297*
0.727 kg/m
P = 212.69



SECTION No. 0582
0.323 kg/m
P = 153



SECTION No. 0296*
1.307 kg/m
P = 300.21

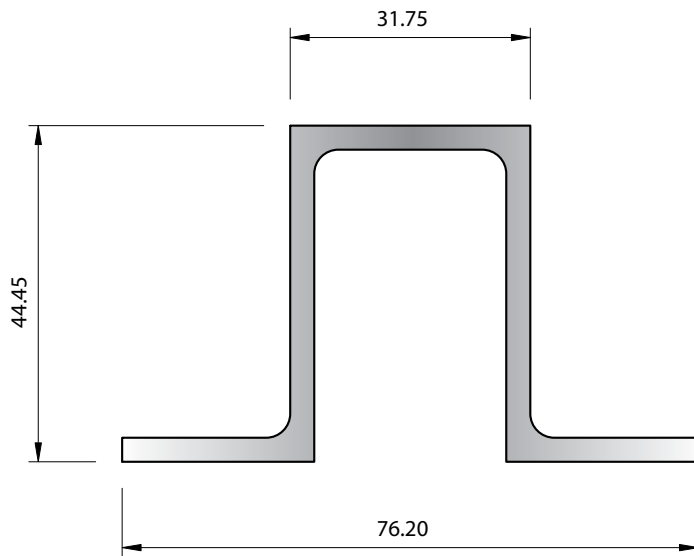


SECTION No. 0577*
0.746 kg/m
P = 243

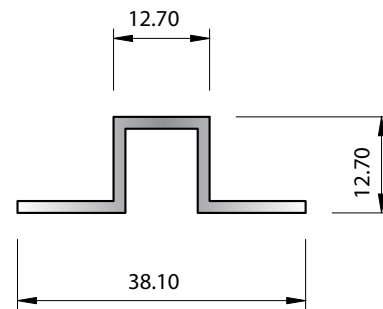


McKechnie®
Transforming Aluminium

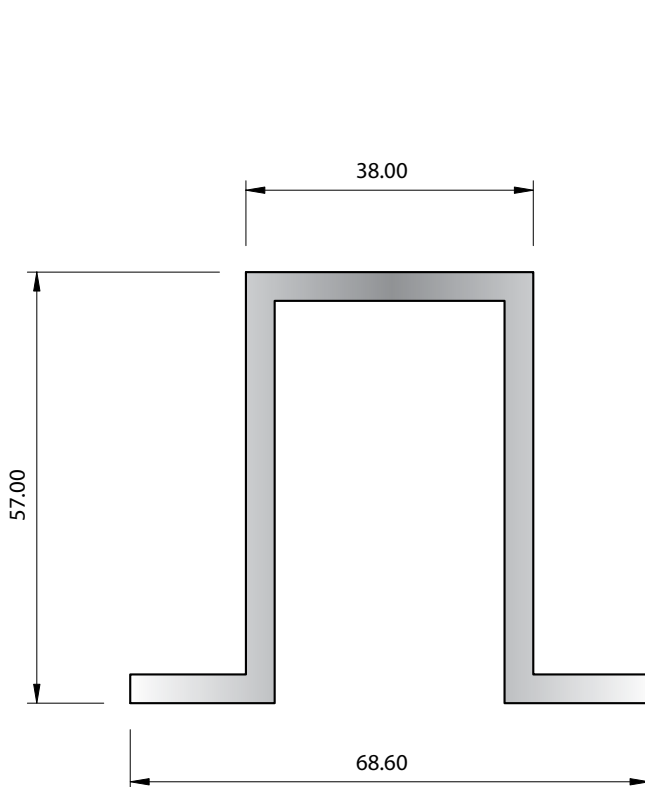
Top Hats Group 1.10.2



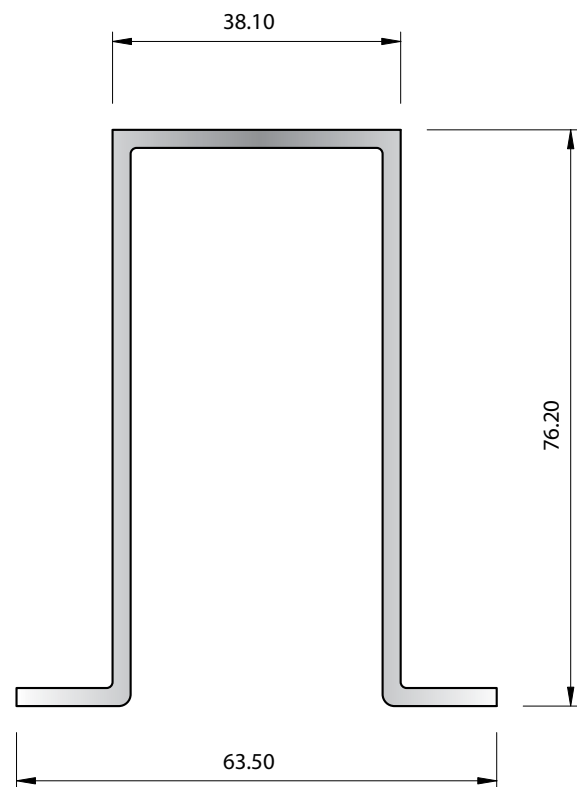
SECTION No. 0644
1.386 kg/m
P = 318



SECTION No. 4519
0.256 kg/m
P = 124

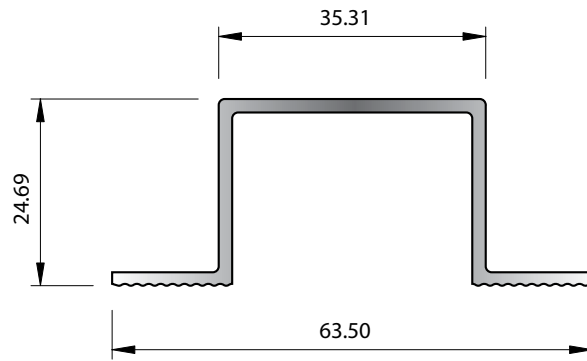


SECTION No. 5081
1.798 kg/m
P = 358

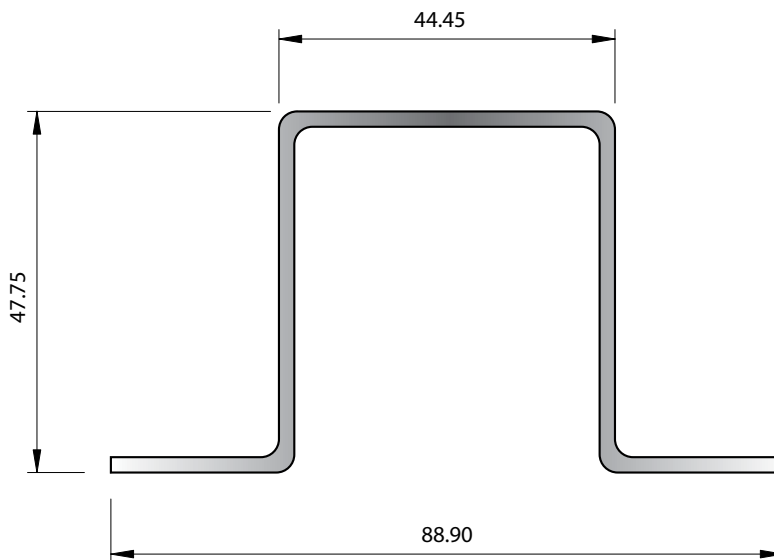


SECTION No. 2418
1.361 kg/m
P = 424

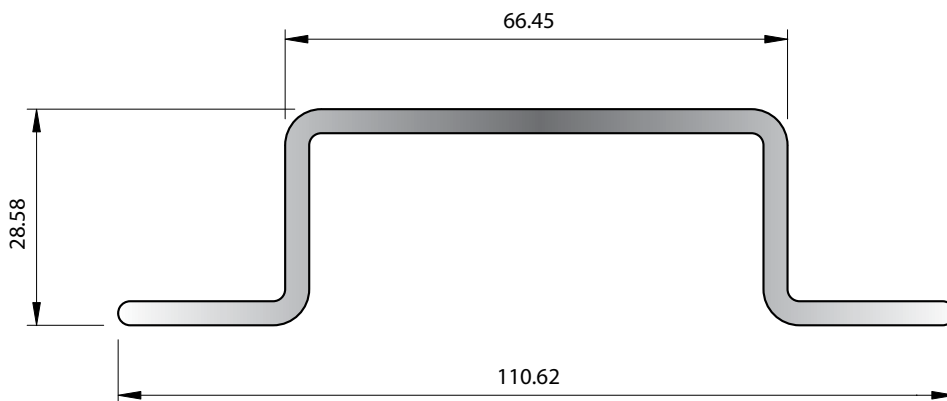
Top Hats Group 1.10.3



SECTION No. 2184*
0.517 kg/m
P = 221.21




SECTION No. 0954
0.988 kg/m
P = 357



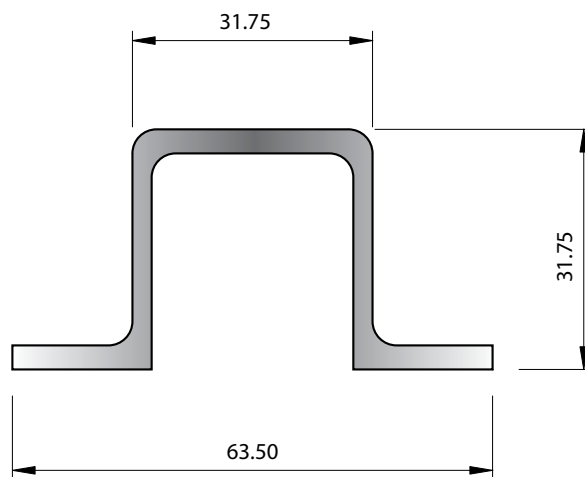
SECTION No. 0687
1.333 kg/m
P = 316

* SOME SPECIAL TOLERANCES APPLY

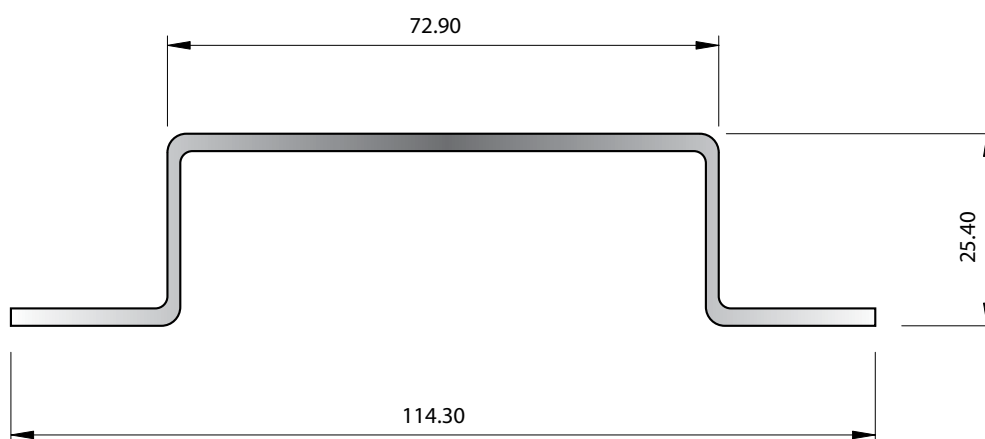


McKechnie®
Transforming Aluminium

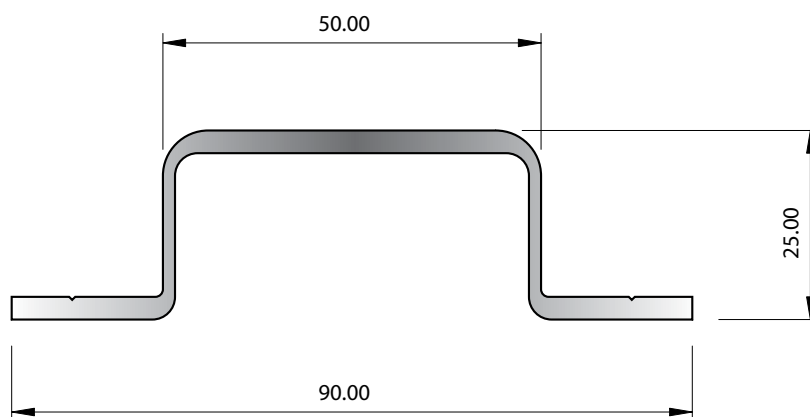
Top Hats Group 1.10.4



SECTION No. Z741
0.952 kg/m
P = 239.45

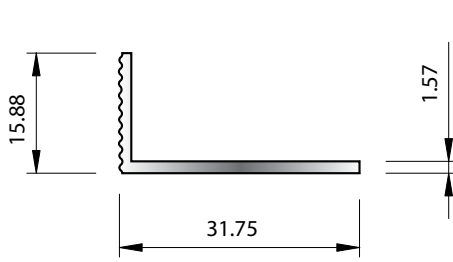


SECTION No. 7205
0.902 kg/m
P = 317.64

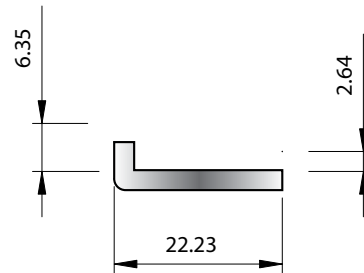


SECTION No. G481
0.881 kg/m
P = 263.50

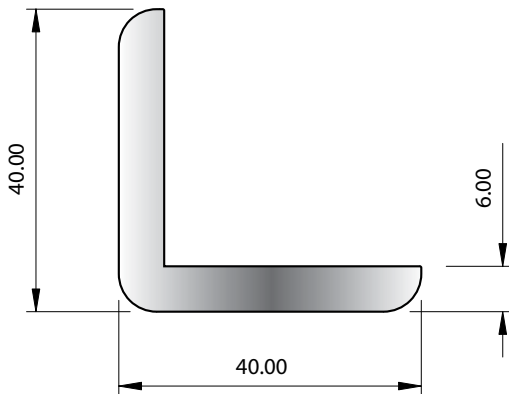
Miscellaneous Angles Group 1.11.1



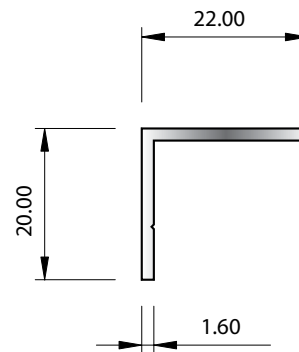
SECTION No. 2089
0.187 kg/m
P = 97



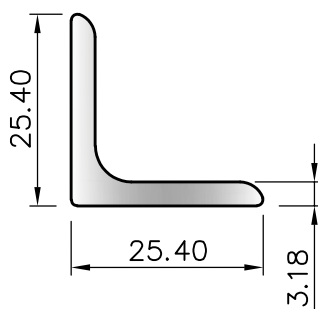
SECTION No. 0708
0.184 kg/m
P = 57



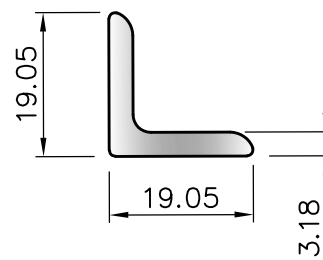
SECTION No. Z464
1.160 kg/m
P = 153.39



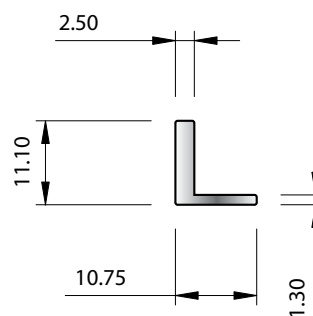
SECTION No. 30950
0.175 kg/m
P = 84.25




SECTION No. 38185
0.413 kg/m
P = 100



SECTION No. 38186
0.293 kg/m
P = 100

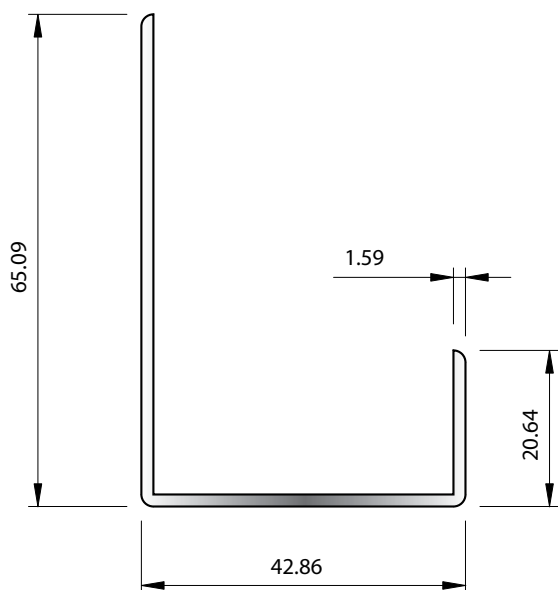


SECTION No. 30366
0.104 kg/m
P = 43.06

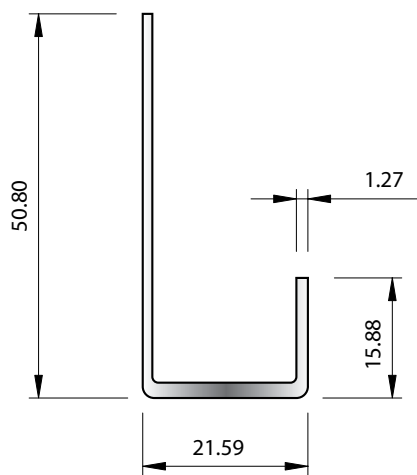


McKechnie®
Transforming Aluminium

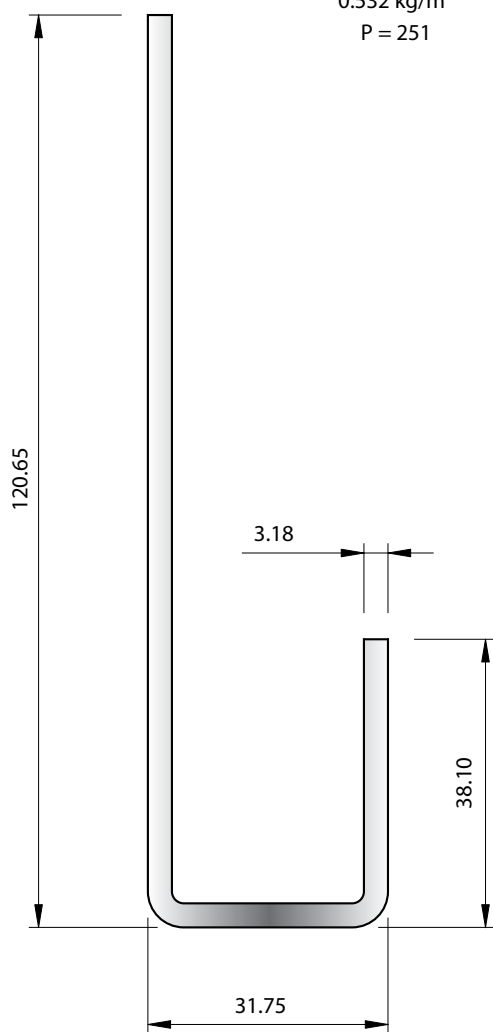
Miscellaneous Channels Group 1.12.1



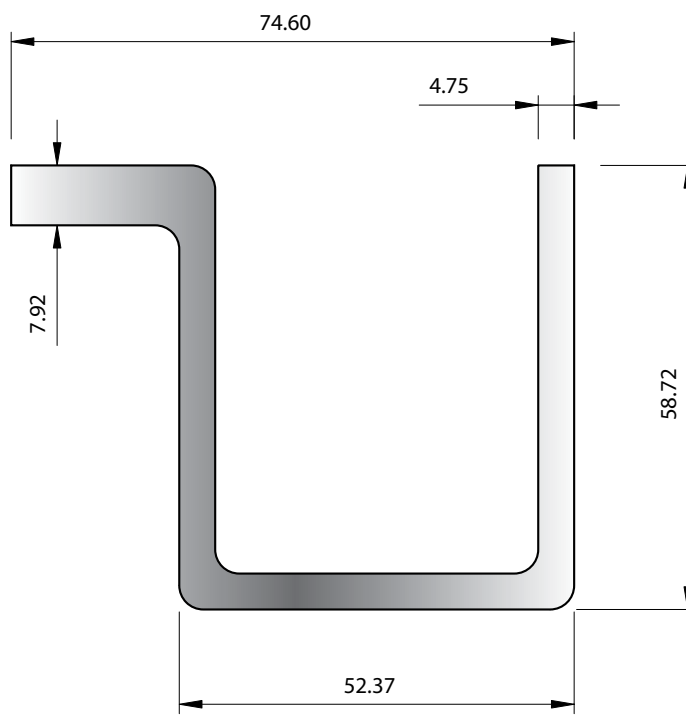
SECTION No. 0605
0.532 kg/m
P = 251



SECTION No. 2643
0.342 kg/m
P = 171

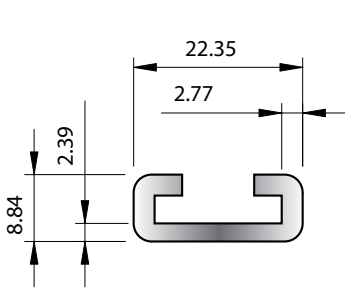


SECTION No. 1792
1.558 kg/m
P = 369

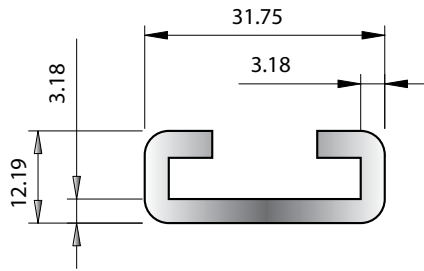


SECTION No. 2041
2.528 kg/m
P = 366

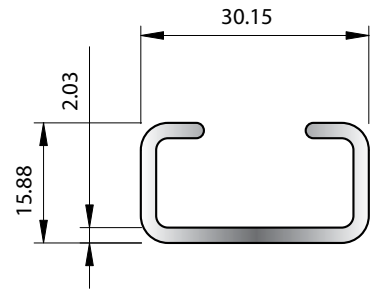
Miscellaneous Channels Group 1.12.2



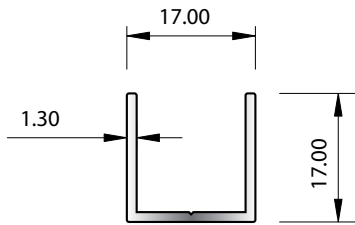
SECTION No. 0876
0.282 kg/m
P = 86



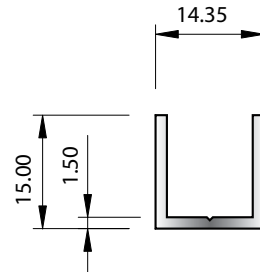
SECTION No. 0877
0.518 kg/m
P = 122.08



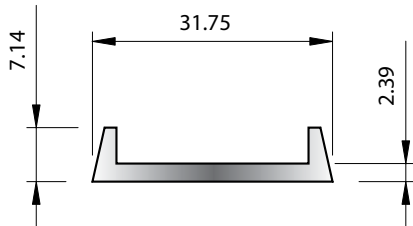
SECTION No. 2335
0.361 kg/m
P = 134.40



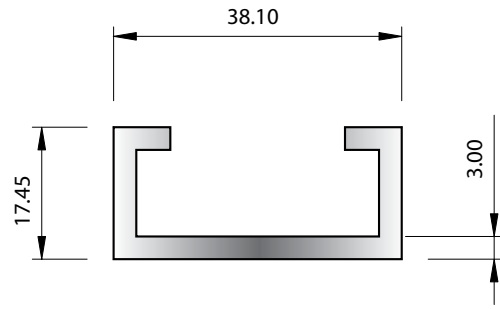
SECTION No. 31017
0.170 kg/m
P = 98.88



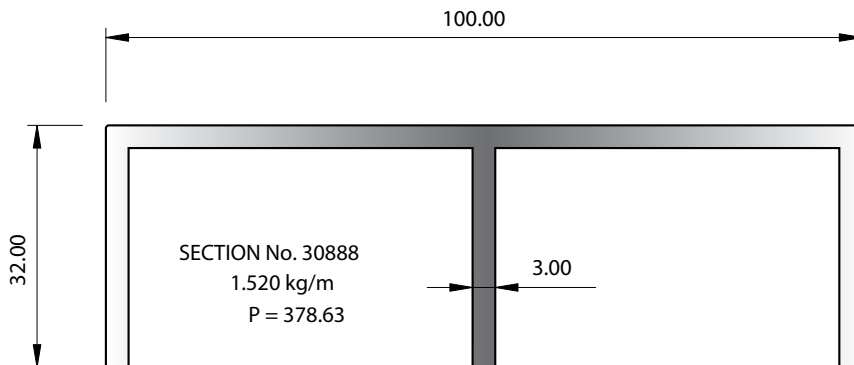
SECTION No. 5590
0.167 kg/m
P = 85.70



SECTION No. 1417
0.255 kg/m
P = 84



SECTION No. K973
0.618 kg/m
P = 158

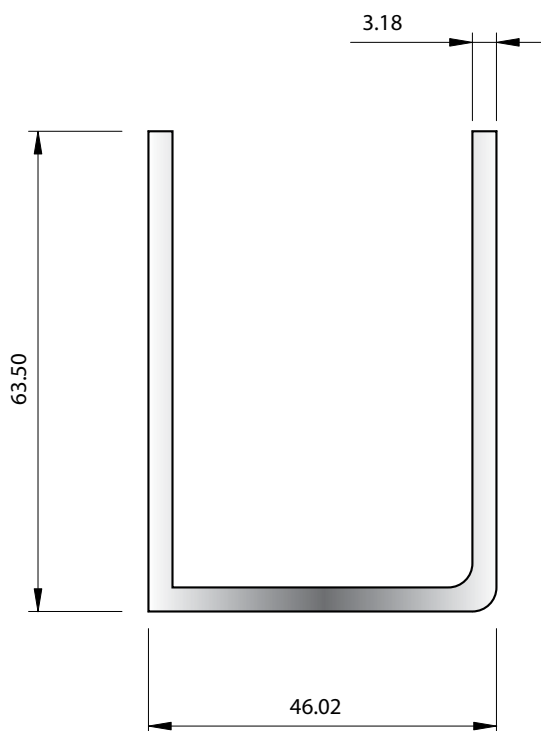


SECTION No. 30888
1.520 kg/m
P = 378.63

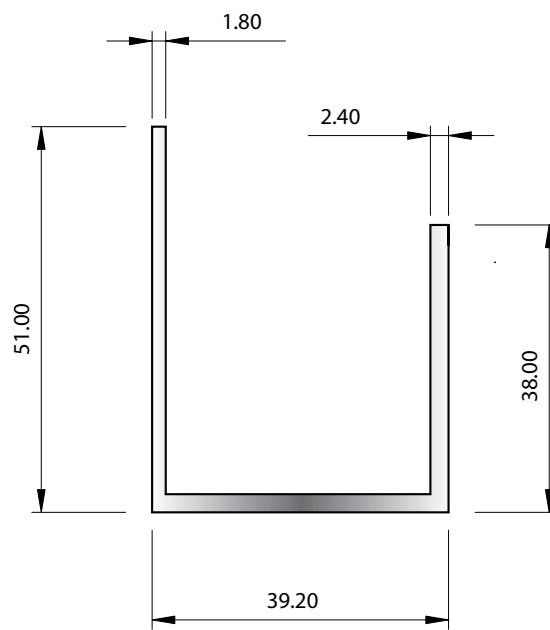


McKechnie®
Transforming Aluminium

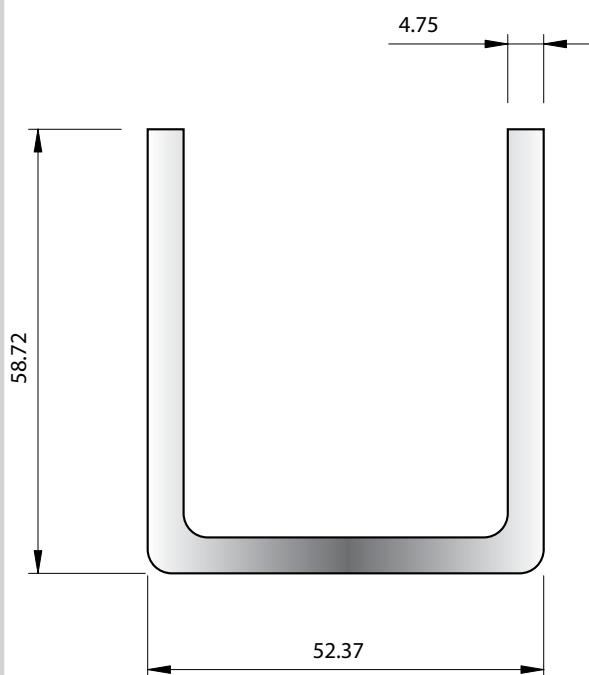
Miscellaneous Channels Group 1.12.3



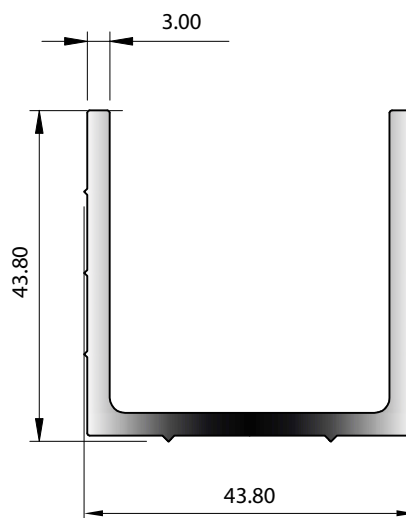
SECTION No. 3503
1.431 kg/m
P = 337



SECTION No. 6323
0.720 kg/m
P = 251.60

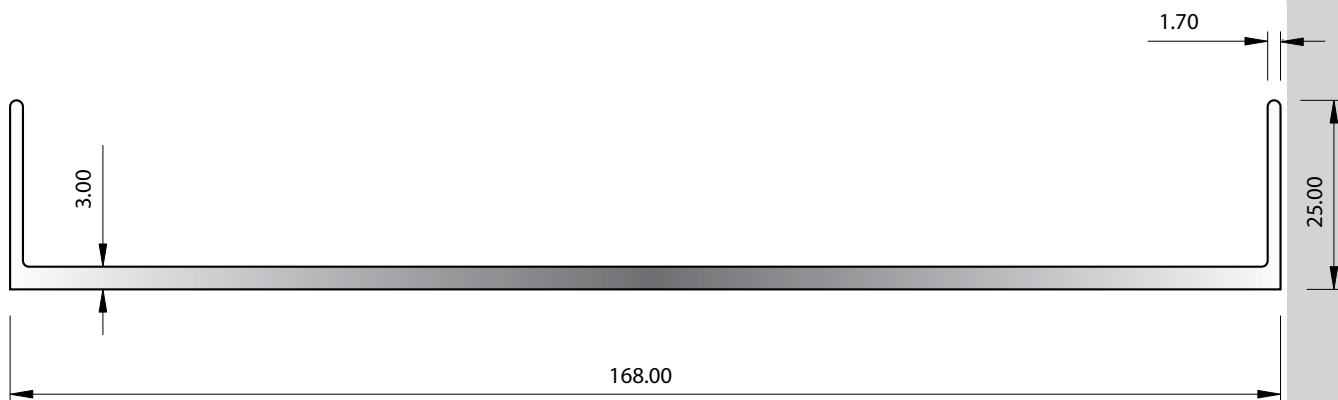


SECTION No. 2042
2.056 kg/m
P = 325

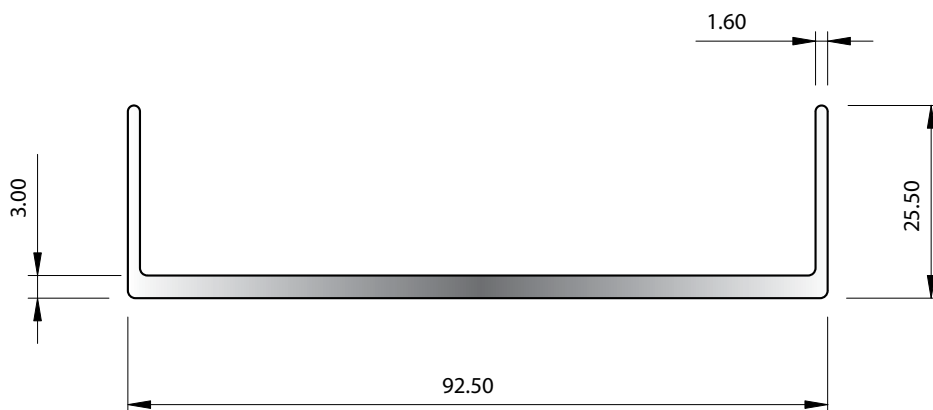


SECTION No. 36089
1.010 kg/m
P = 252.82

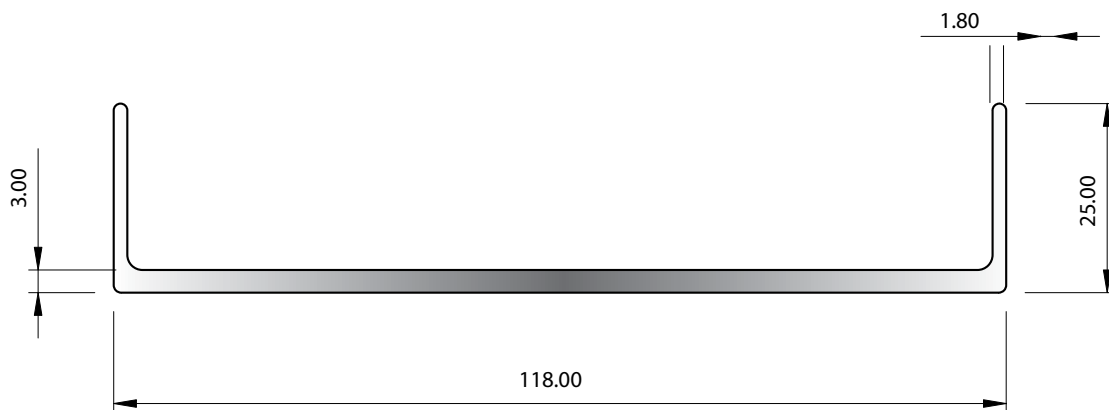
Miscellaneous Channels Group 1.12.4



SECTION No. 6296
1.568 kg/m
P = 427.85



SECTION No. 5854
0.942 kg/m
P = 278


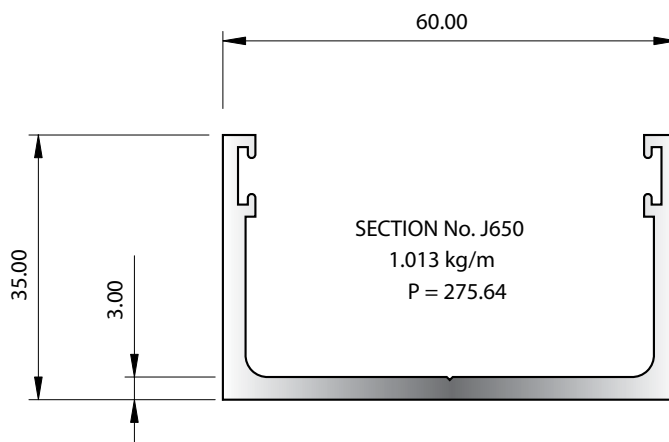
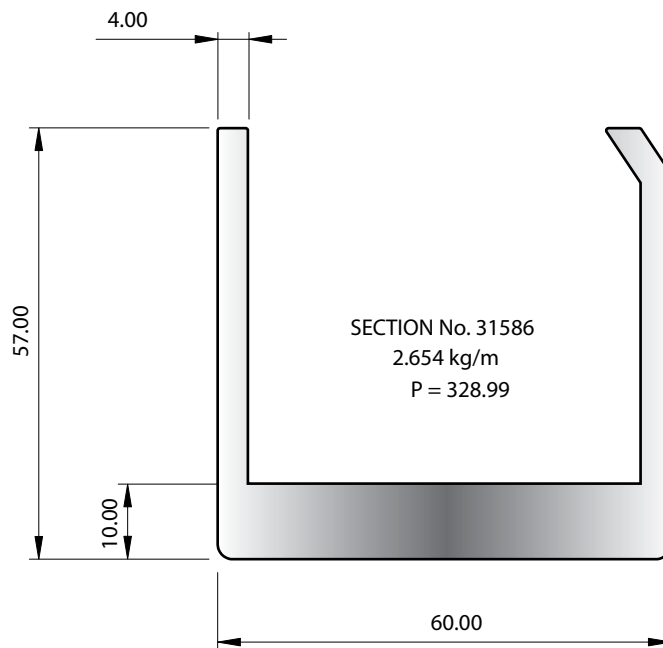


SECTION No. 7793
1.176 kg/m
P = 325.88

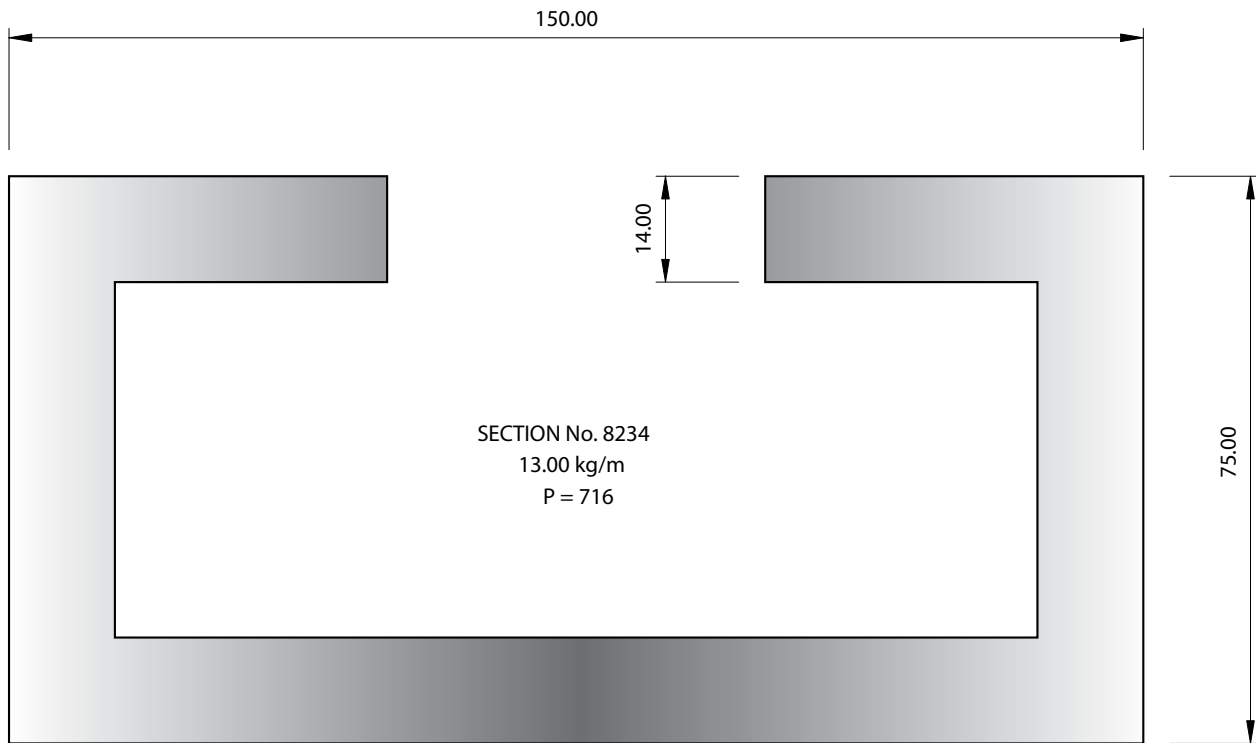


McKechnie®
Transforming Aluminium

Miscellaneous Channels Group 1.12.5



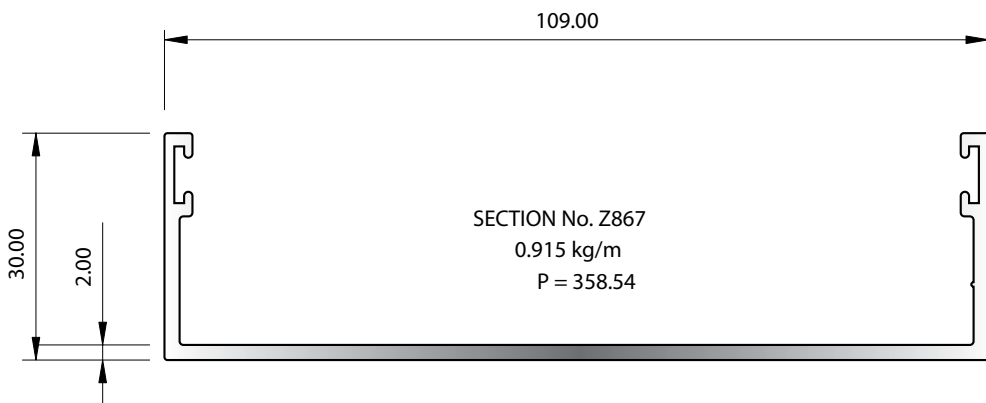
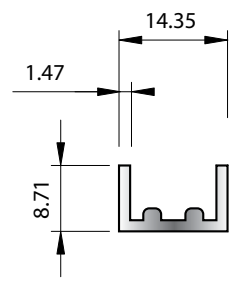
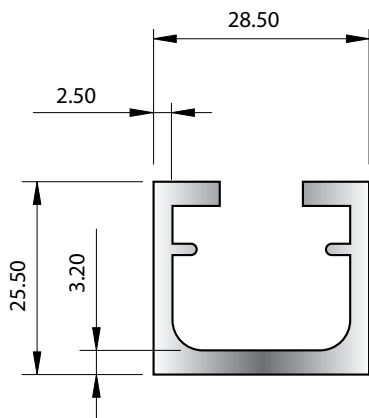
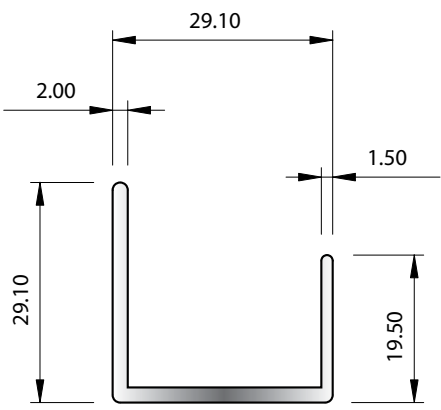
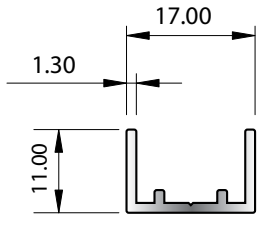
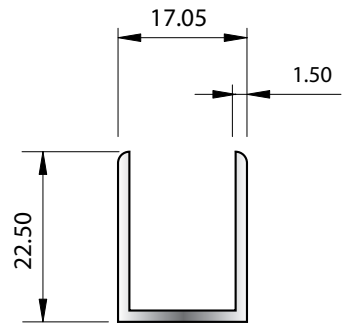
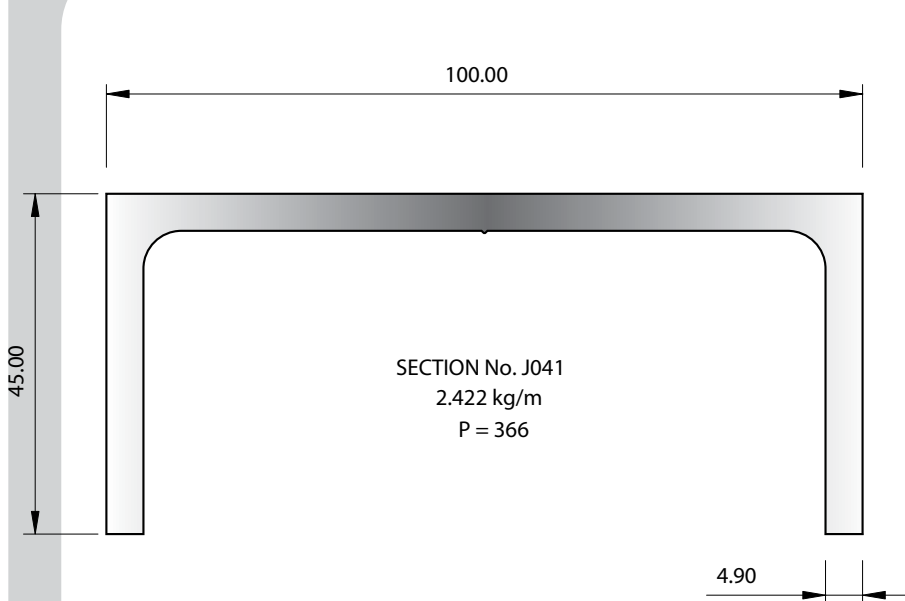
Miscellaneous Channels Group 1.12.6



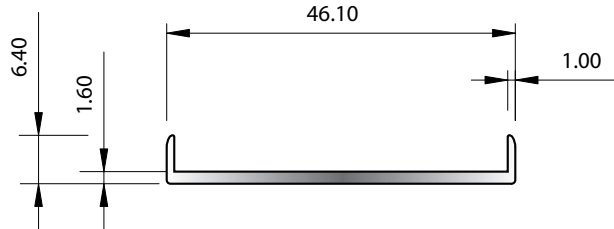


McKechnie®
Transforming Aluminium

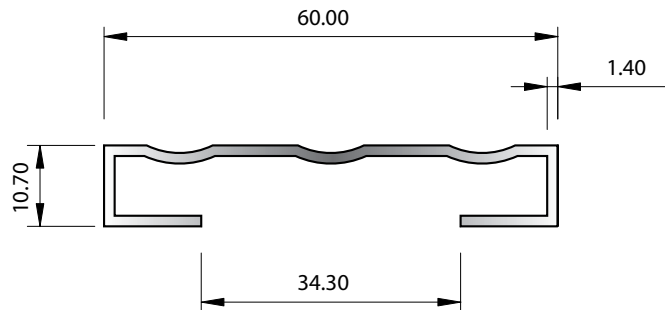
Miscellaneous Channels Group 1.12.7




Miscellaneous Channels Group 1.12.8



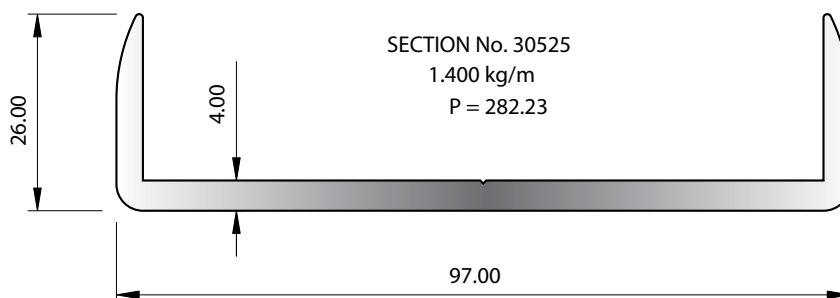
SECTION No. K768*
0.224 kg/m
P = 113.08



SECTION No. 8305*
0.387 kg/m
P = 200.85



SECTION No. Z867
0.915 kg/m
P = 358.54




SECTION No. 30525
1.400 kg/m
P = 282.23

* SOME SPECIAL TOLERANCES APPLY



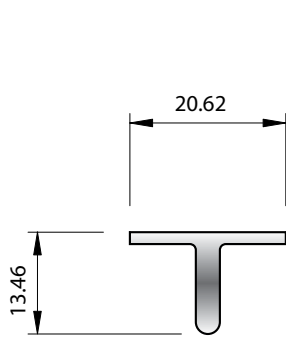
McKechnie®
Transforming Aluminium

Miscellaneous Channels Group 1.12.9

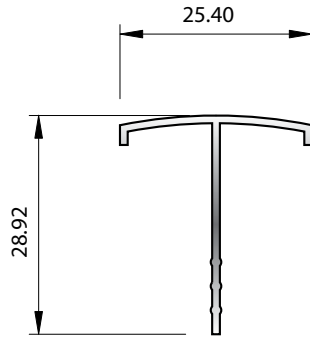


SECTION No. 33269
7.046 kg/m
P = 529.10

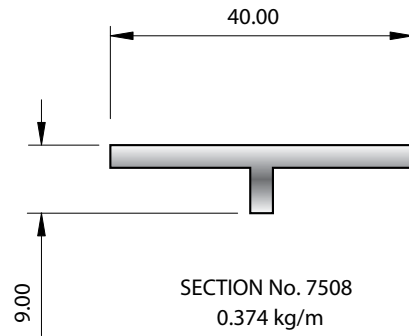
Miscellaneous Tees Group 1.13.1



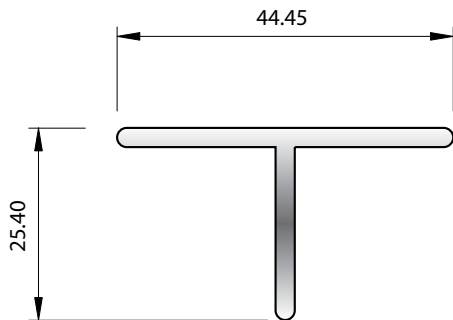
SECTION No. 0410
0.187 kg/m
P = 66



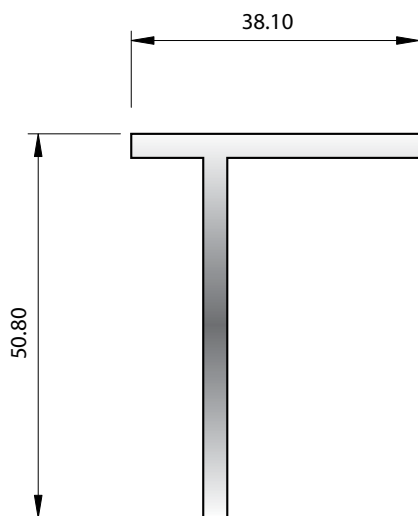
SECTION No. 4159
0.158 kg/m
P = 107.80



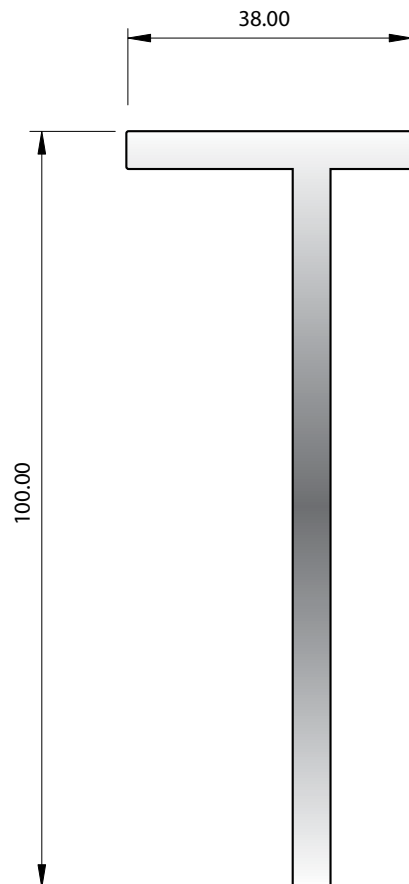
SECTION No. 7508
0.374 kg/m
P = 98



SECTION No. 0637
0.458 kg/m
P = 135.75



SECTION No. 1614
0.736 kg/m
P = 178



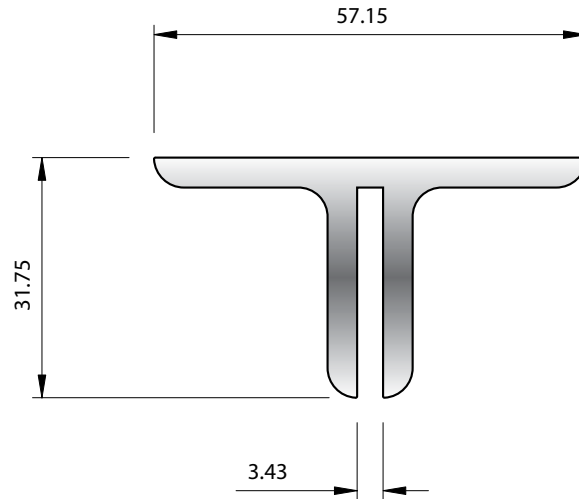
SECTION No. 30111
1.802 kg/m
P = 275.23

* SOME SPECIAL TOLERANCES APPLY

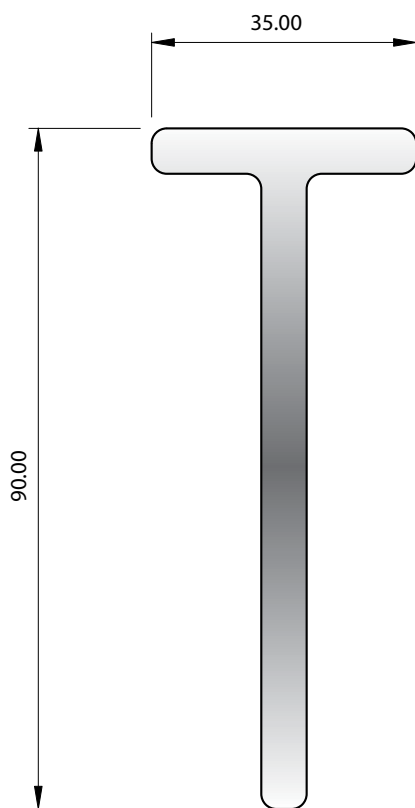


McKechnie®
Transforming Aluminium

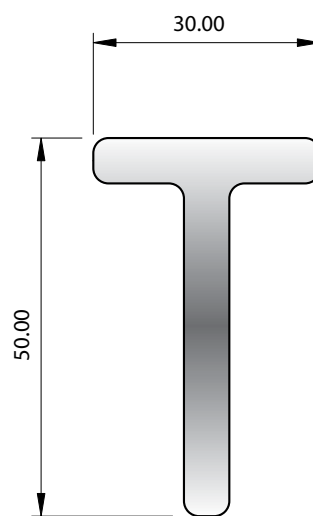
Miscellaneous Tees Group 1.13.2



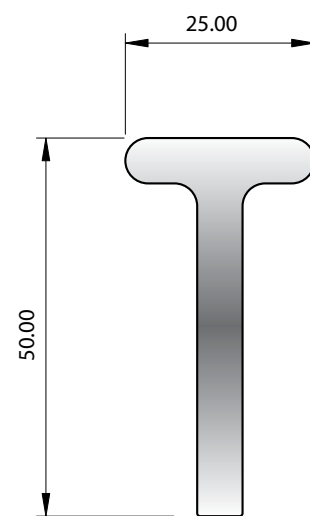
SECTION No. 0656
1.180 kg/m
P = 223



SECTION No. 8126
1.919 kg/m
P = 243.13

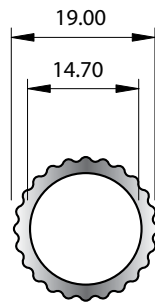


SECTION No. 8127
1.189 kg/m
P = 153.13

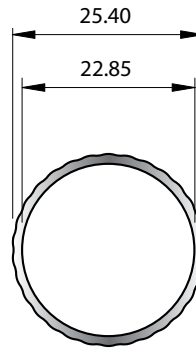


SECTION No. 30887
1.111 kg/m
P = 141.93

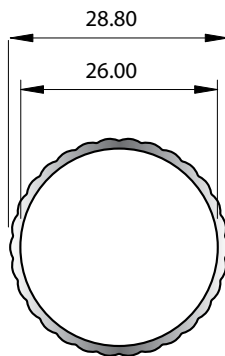
Miscellaneous Tubes Group 1.14.1



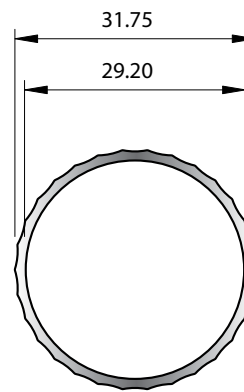
SECTION No. 6645
0.264 kg/m
P = 65



SECTION No. 5637*
0.246 kg/m
P = 80.06



SECTION No. 7439*
0.298 kg/m
P = 92



SECTION No. 5636*
0.298 kg/m
P = 100



BUILDING EXTERIOR

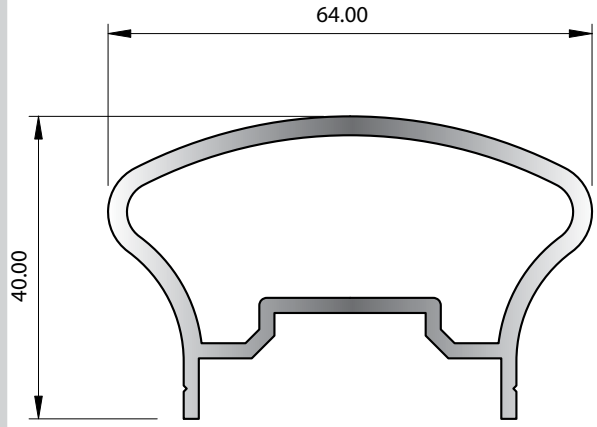
McKechnie®
Transforming Aluminium



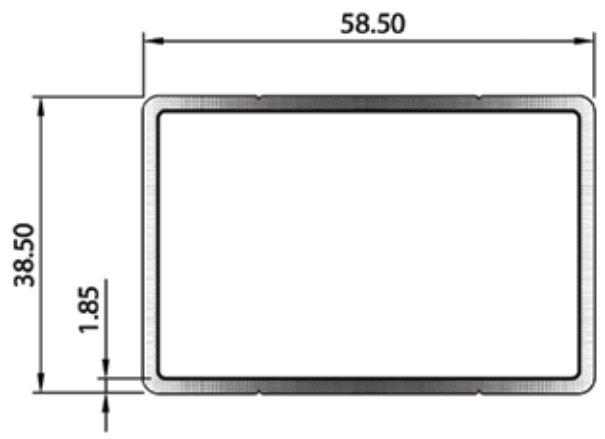


McKechnie®
Transforming Aluminium

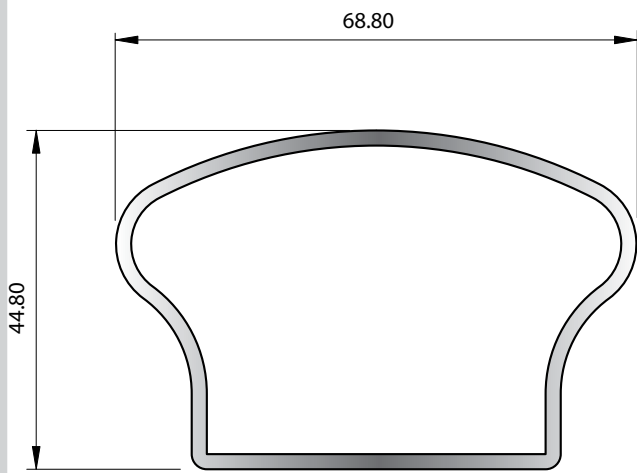
Balustrades Group 2.1.1



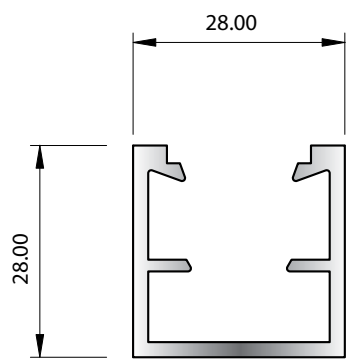
SECTION No. J472
1.123 kg/m
P = 203.70



SECTION No. 38431
0.926 kg/m
Ext. P = 191.9 mm



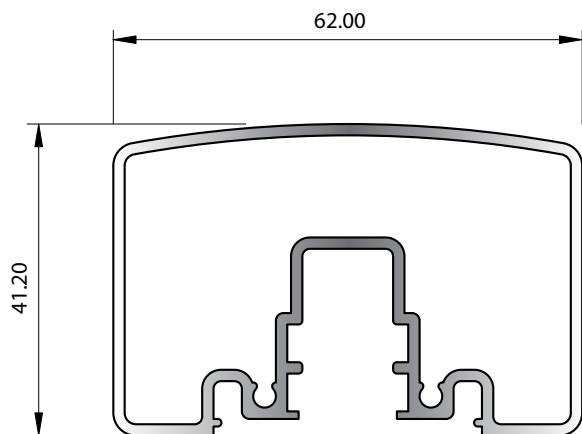
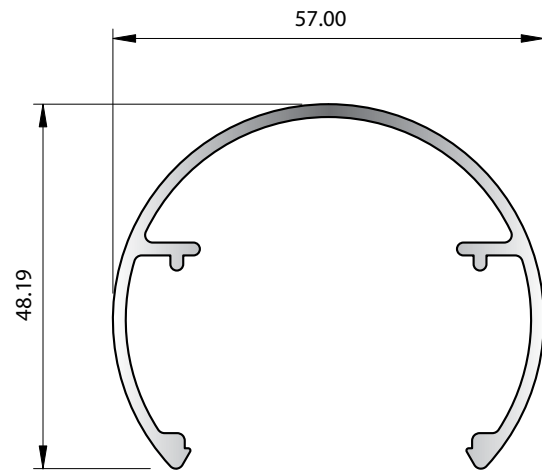
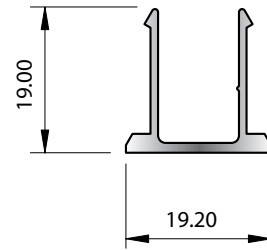
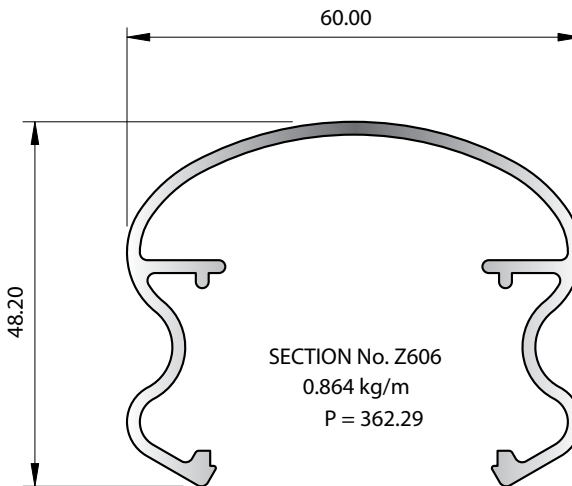
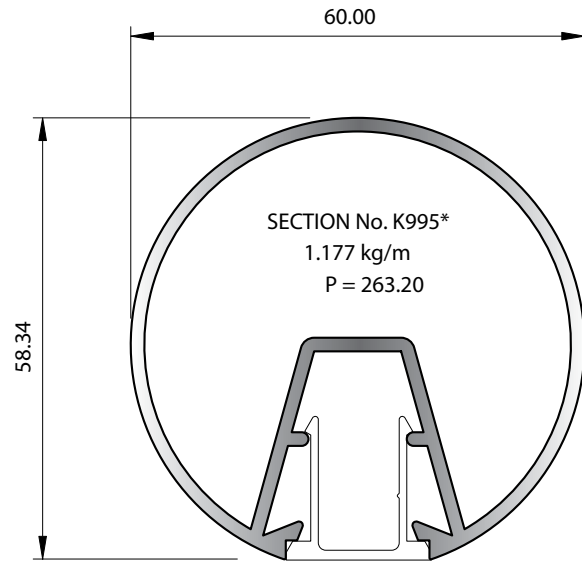
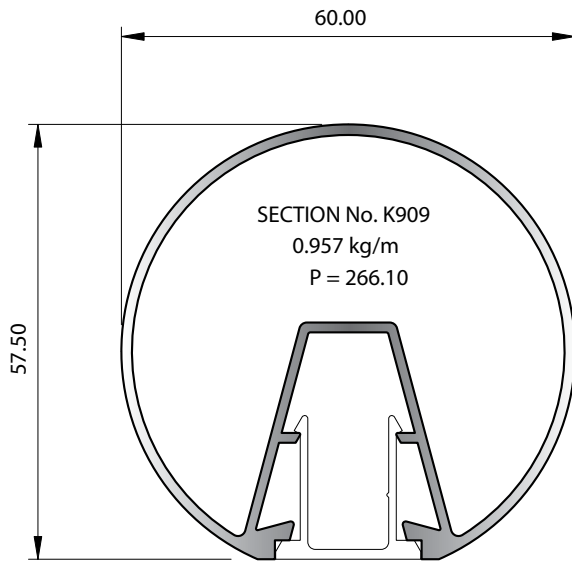
SECTION No. J589
1.017 kg/m
P = 193.90



SECTION No. X108*
0.550 kg/m
P = 206.41

* SOME SPECIAL TOLERANCES APPLY

Balustrades Group 2.1.2

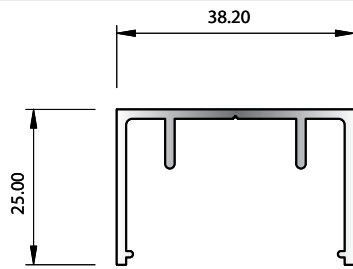


* SOME SPECIAL TOLERANCES APPLY

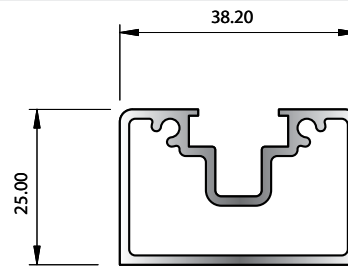


McKechnie®
Transforming Aluminium

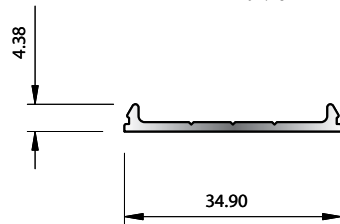
Balustrades Group 2.1.3



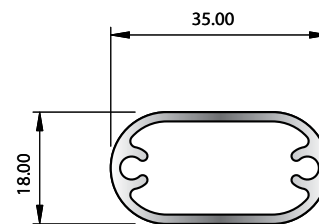
SECTION No. J411
0.416 kg/m
P = 207.13



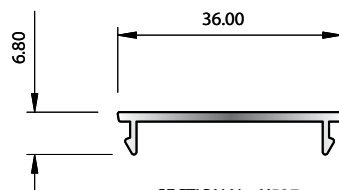
SECTION No. J410
0.640 kg/m
P = 157.40



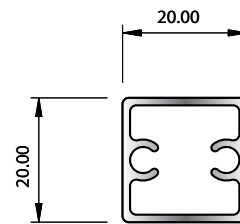
SECTION No. J413
0.162 kg/m
P = 83.10



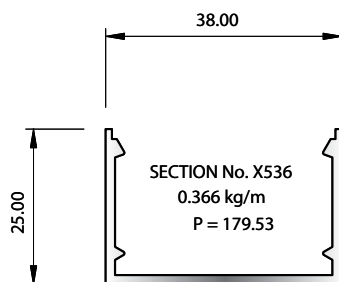
SECTION No. X534
0.430 kg/m
P = 90.55



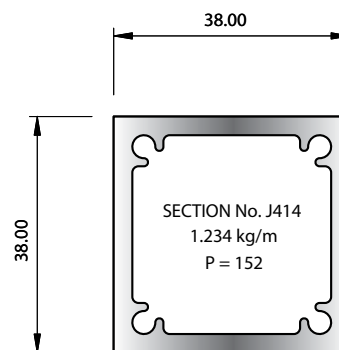
SECTION No. X537
0.179 kg/m
P = 95.84



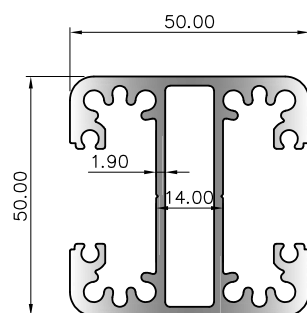
SECTION No. J412
0.314 kg/m
P = 78.30



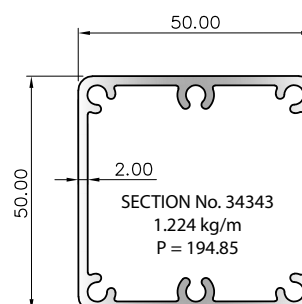
SECTION No. X536
0.366 kg/m
P = 179.53



SECTION No. J414
1.234 kg/m
P = 152

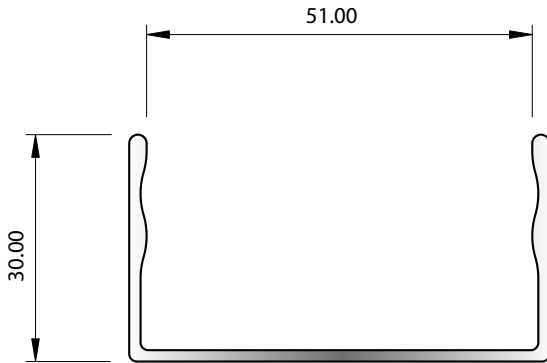


SECTION No. 36447
1.905 kg/m
P = 472.13

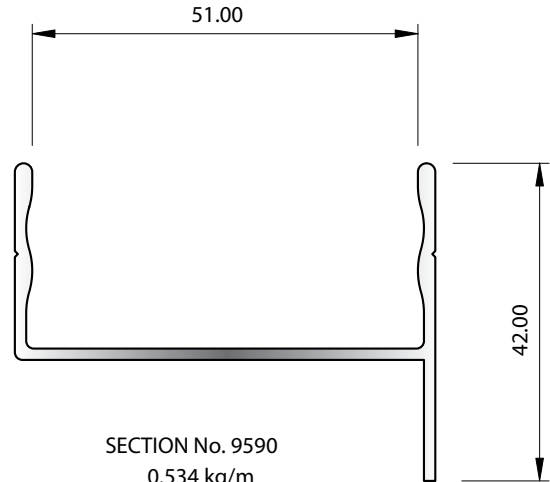


SECTION No. 34343
1.224 kg/m
P = 194.85


Coolstore and Annexes Group 2.2.1




SECTION No. 8570
0.501 kg/m
P = 226.56



SECTION No. 9590
0.534 kg/m
P = 244



SECTION No. 7791
0.762 kg/m
P = 302.27


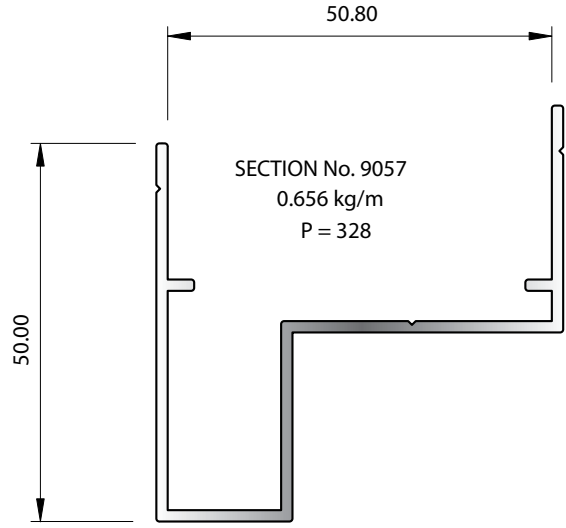
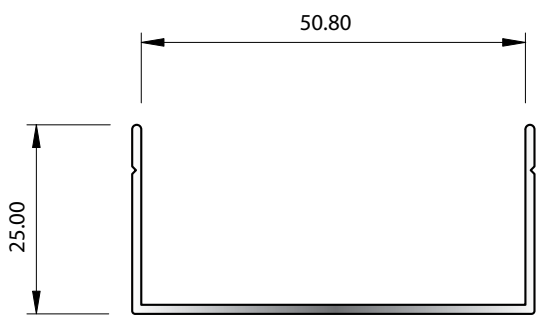
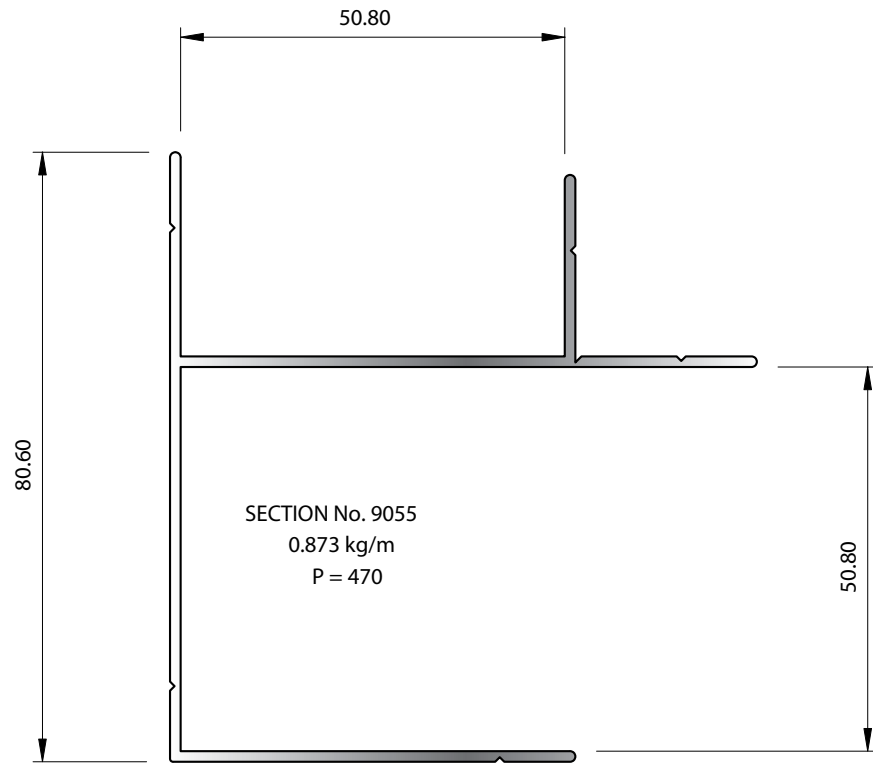


SECTION No. 7794
0.777 kg/m
P = 360.28

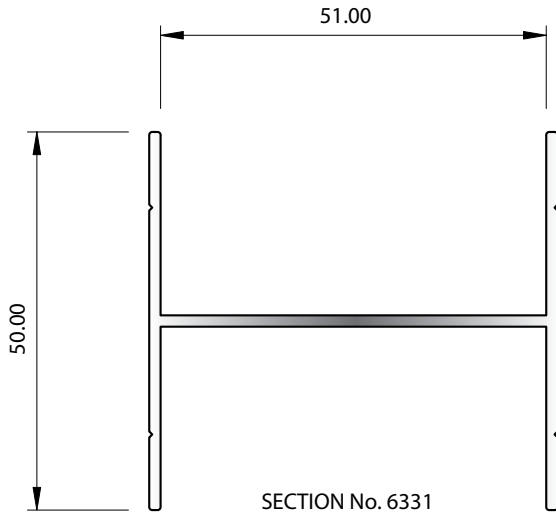


McKechnie®
Transforming Aluminium

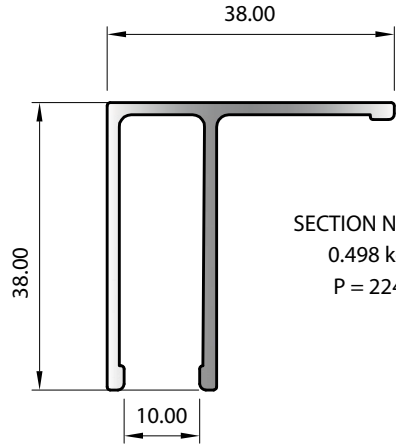
Coolstore and Annexes Group 2.2.2



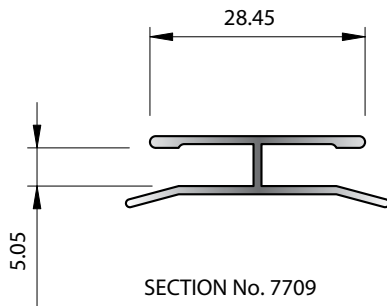
Coolstore and Annexes Group 2.2.3



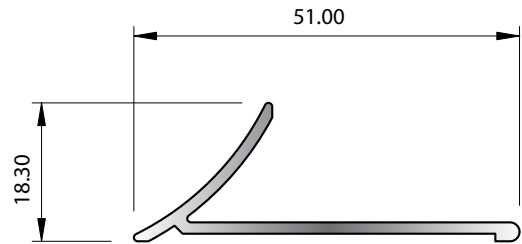
SECTION No. 6331
0.611 kg/m
P = 304.95



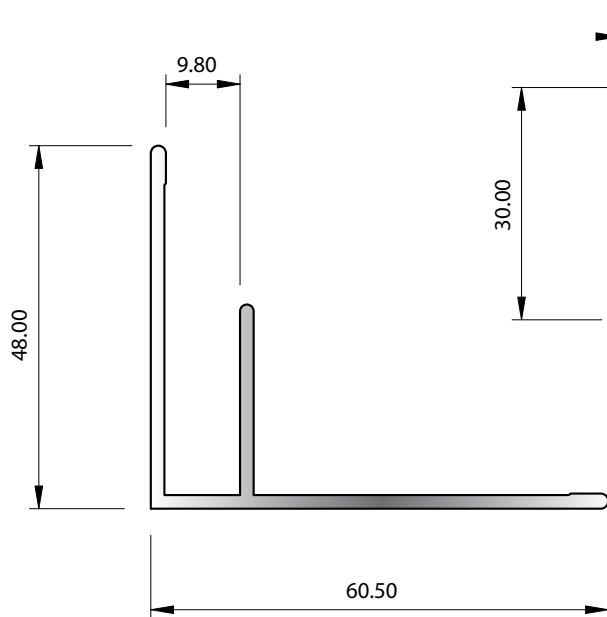
SECTION No. 9728
0.498 kg/m
P = 224.40



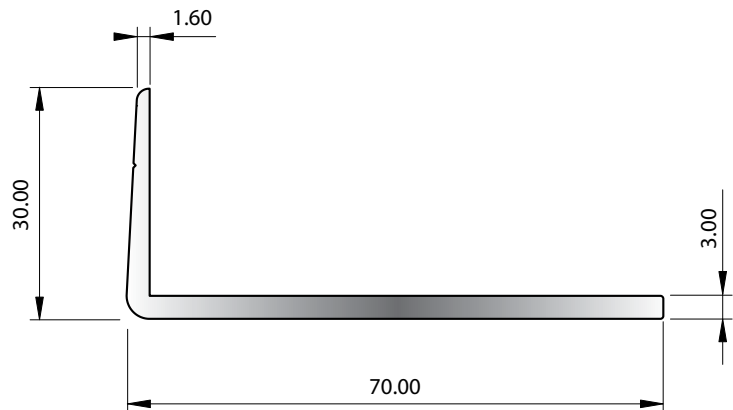
SECTION No. 7709
0.208 kg/m
P = 139.80



SECTION No. 8956
0.301 kg/m
P = 144.49



SECTION No. 8957
0.643 kg/m
P = 266

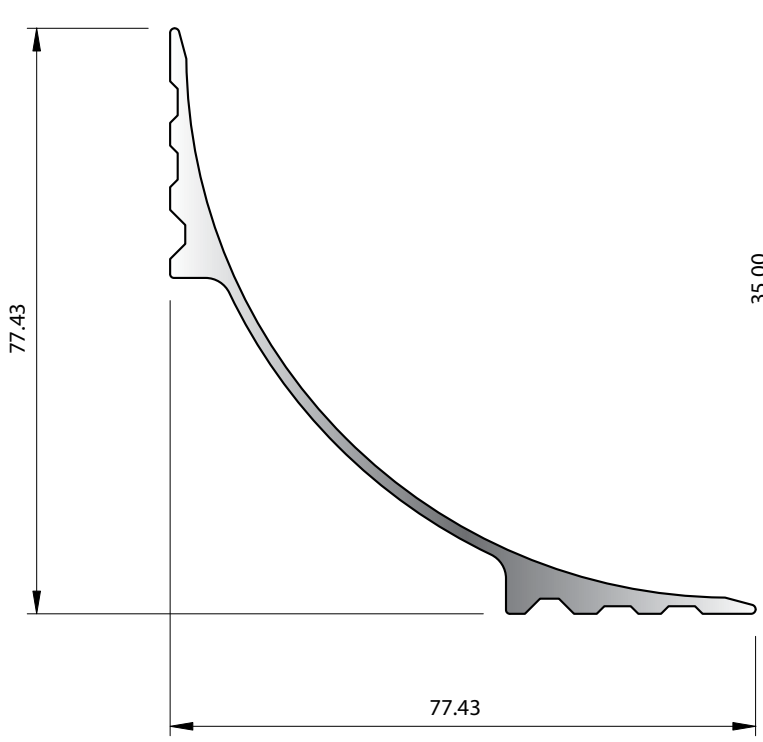


SECTION No. 34438
0.731 kg/m
P = 196.64

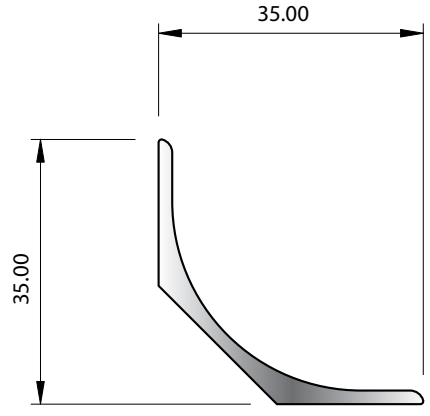


McKechnie®
Transforming Aluminium

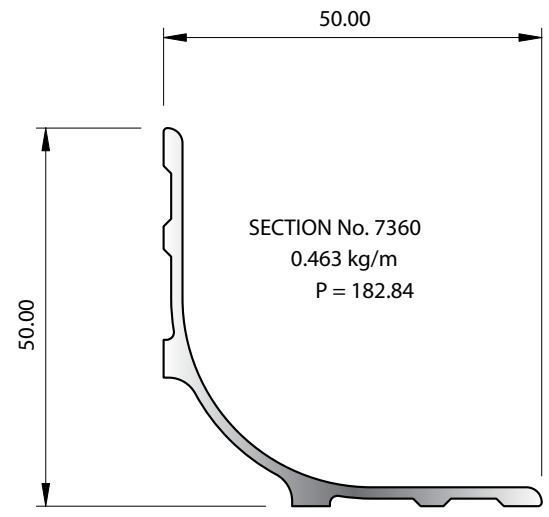
Coolstore and Annexes Group 2.2.4



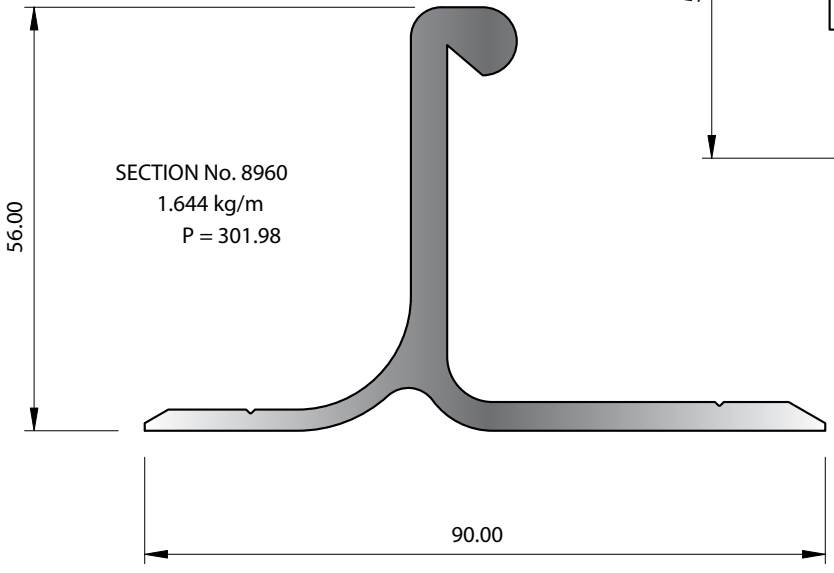
SECTION No. 8174
0.831 kg/m
P = 260.61



SECTION No. 7789
0.360 kg/m
P = 118.32

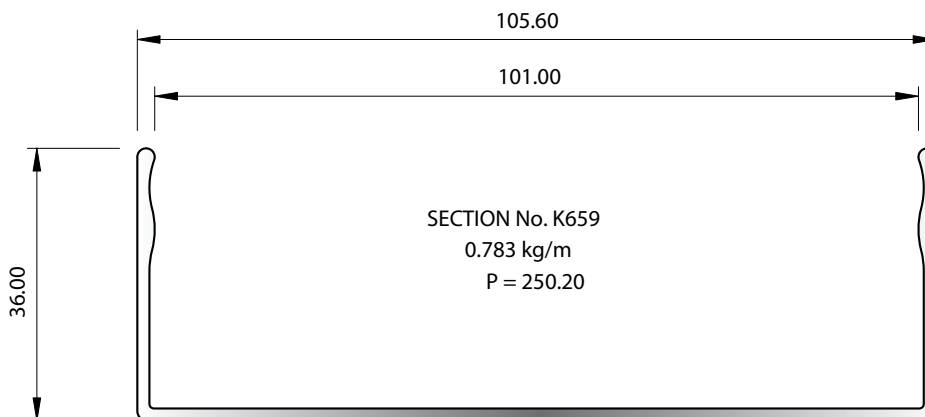
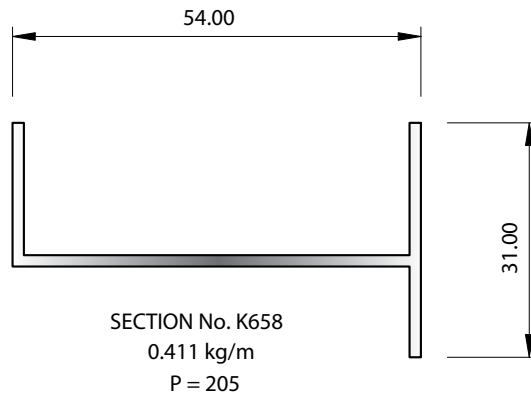
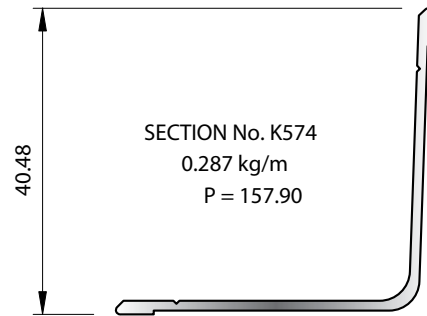
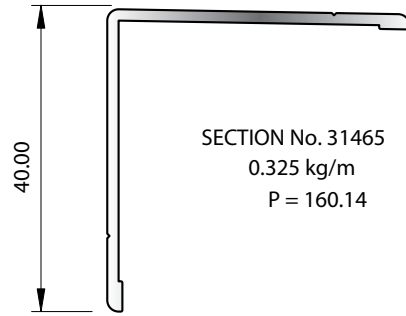
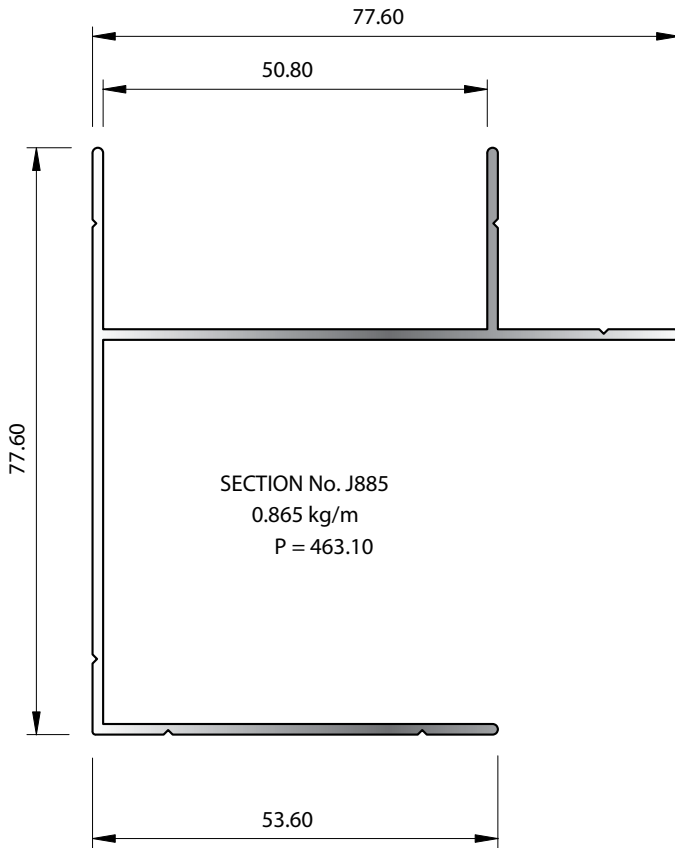


SECTION No. 7360
0.463 kg/m
P = 182.84



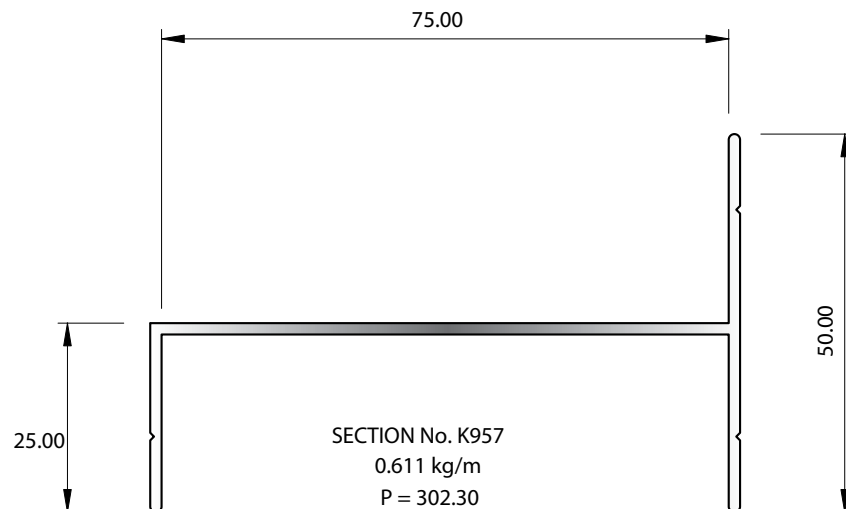

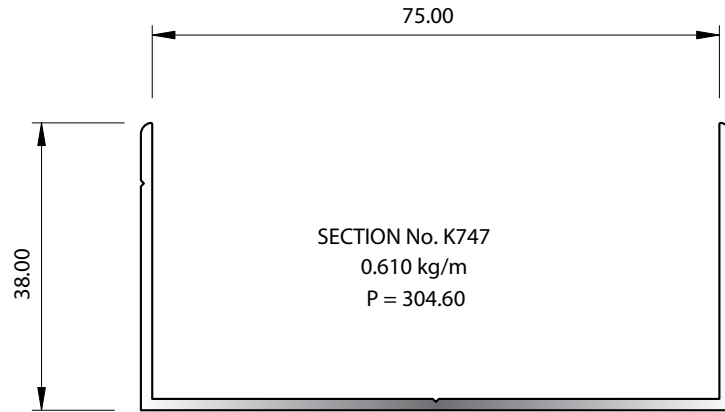
SECTION No. 8960
1.644 kg/m
P = 301.98

Coolstore and Annexes Group 2.2.5


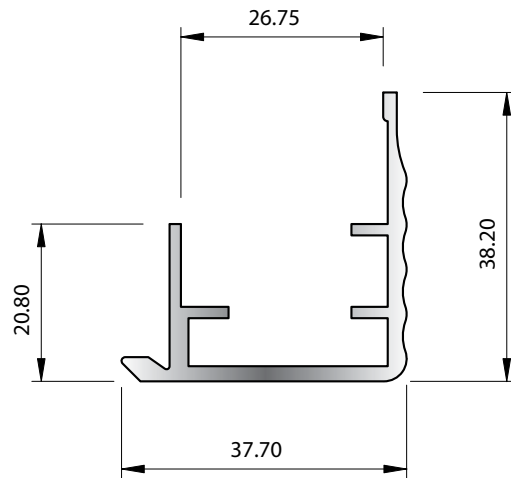
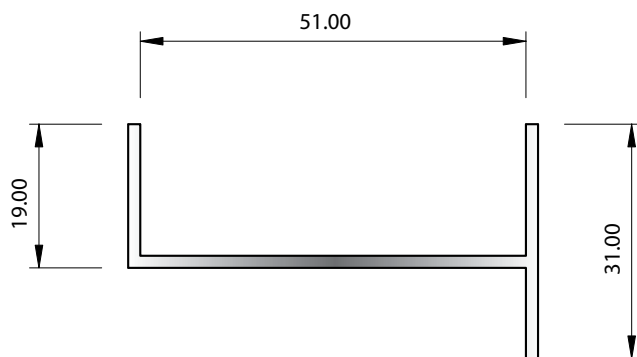
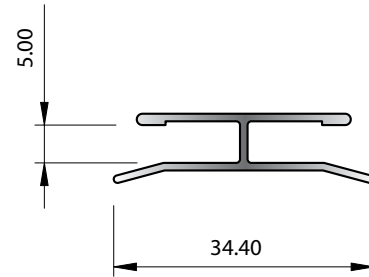
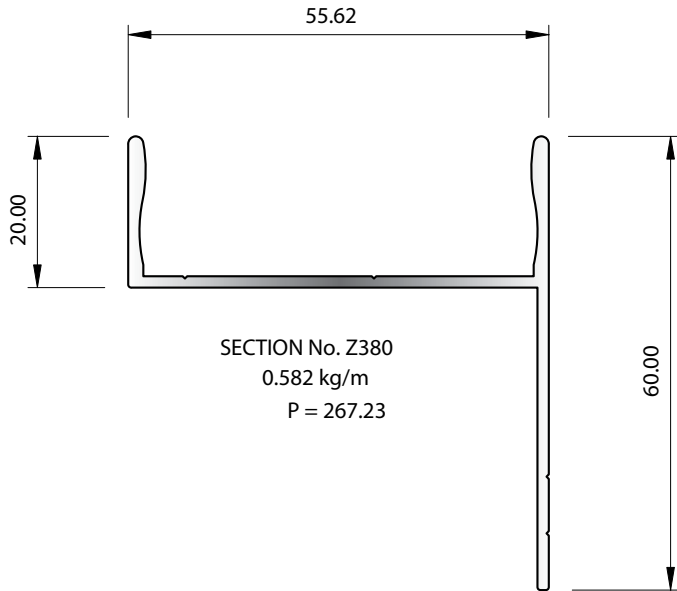




Coolstore and Annexes Group 2.2.6



Coolstore and Annexes Group 2.2.7

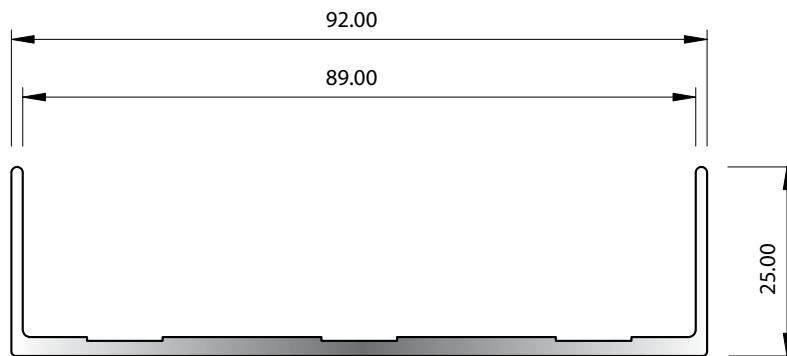


* SOME SPECIAL TOLERANCES APPLY

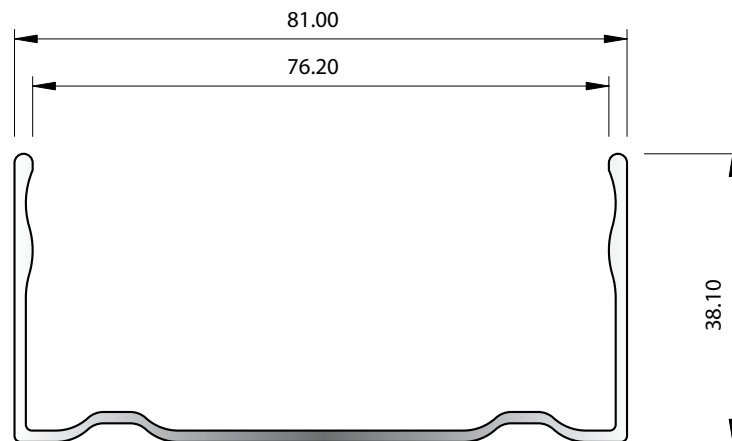


McKechnie®
Transforming Aluminium

Coolstore and Annexes Group 2.2.8




SECTION No. Z381*
0.769 kg/m
P = 279.34



SECTION No. Z377
0.672 kg/m
P = 315.32

* SOME SPECIAL TOLERANCES APPLY

Coolstore and Annexes Group 2.2.9

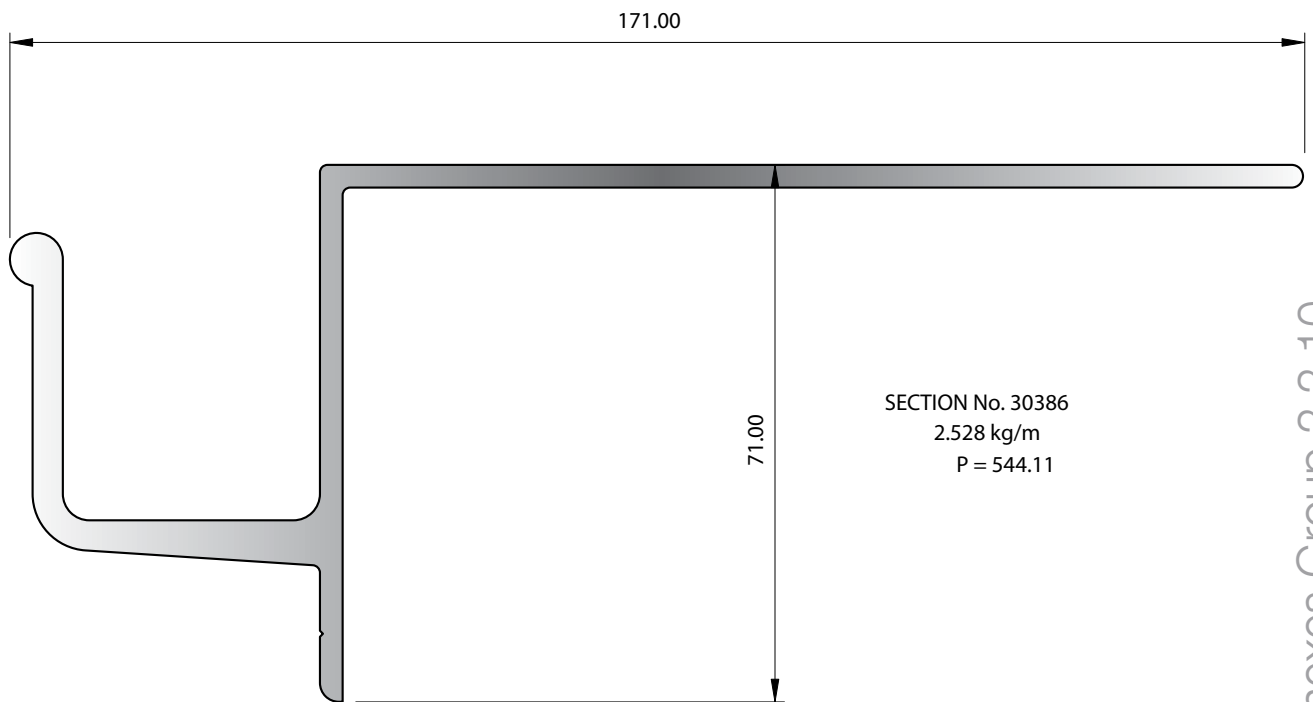
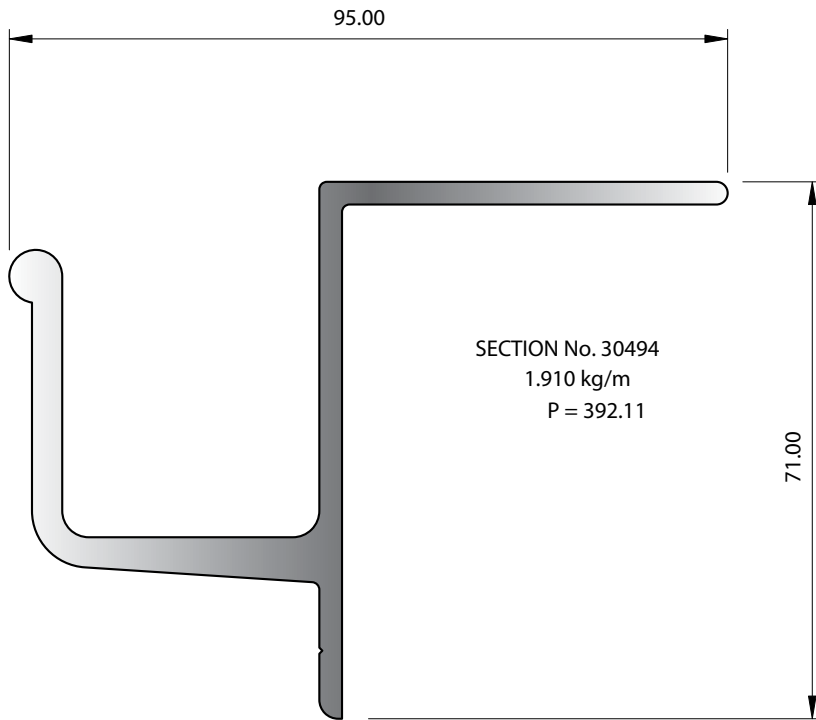


SECTION No. Z382
1.326 kg/m
P = 428.12

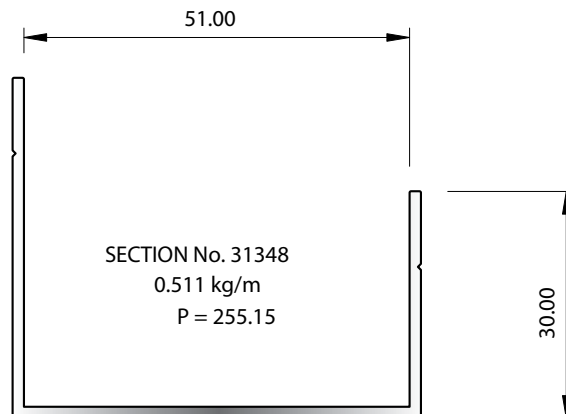
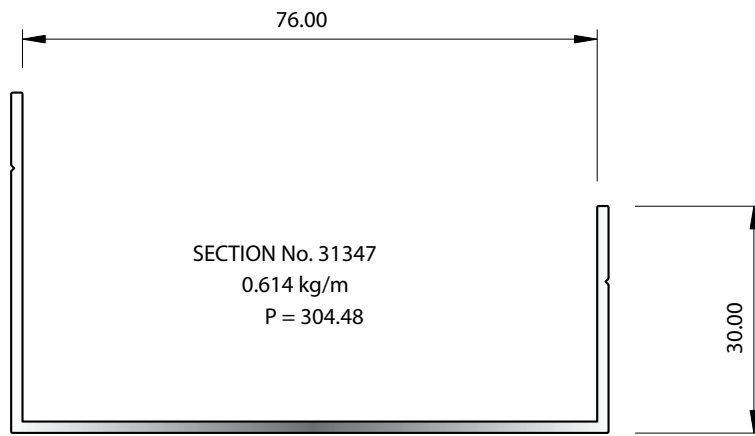



McKechnie®
Transforming Aluminium

Coolstore and Annexes Group 2.2.10



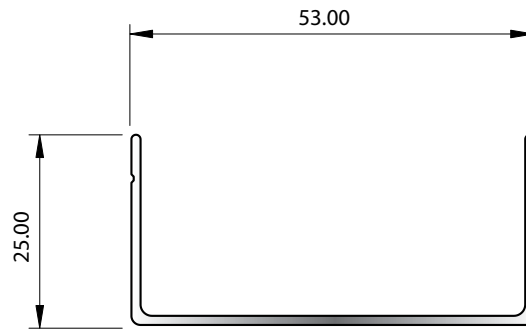
Coolstore and Annexes Group 2.2.11






McKechnie®
Transforming Aluminium


Coolstore and Annexes Group 2.2.12



SECTION No. 35394
0.326 kg/m
P = 199.89

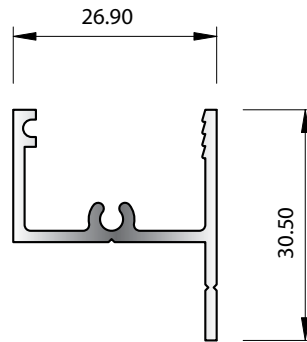


SECTION No. 35392
0.610 kg/m
P = 301.49

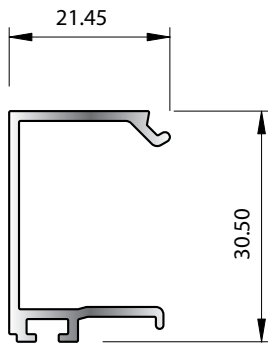


SECTION No. 35393
0.712 kg/m
P = 351.49

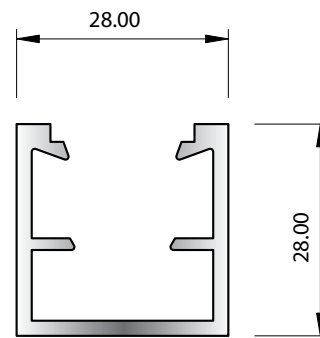
Glazing Bars Group 2.3.1



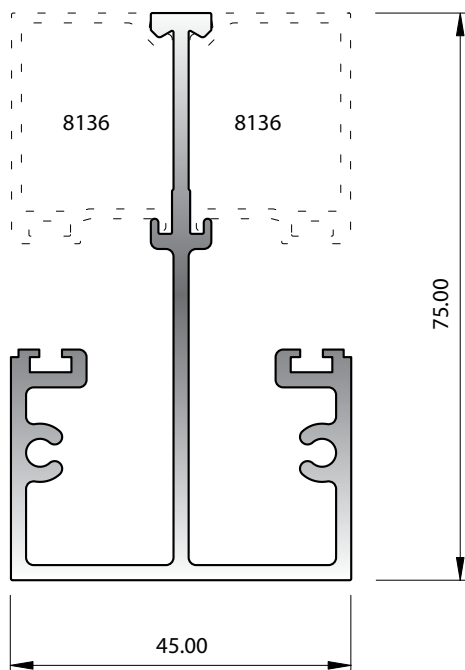
SECTION No. 7191
0.339 kg/m
P = 166.12



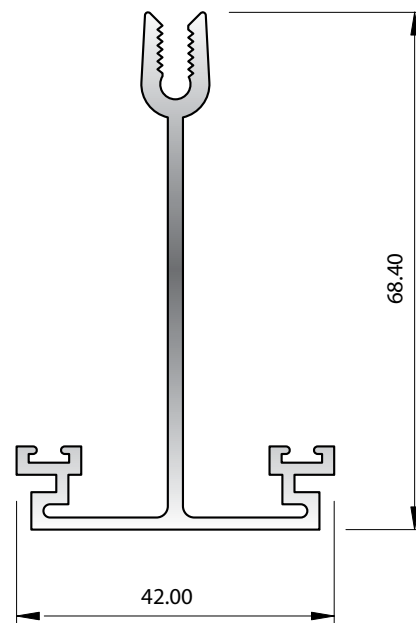
SECTION No. 8136
0.281 kg/m
P = 157



SECTION No. X108
0.550 kg/m
P = 206.41



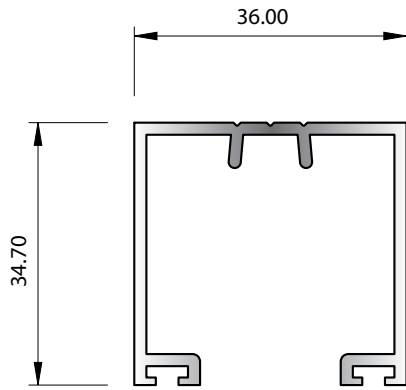
SECTION No. 8706
1.286 kg/m
P = 462.80



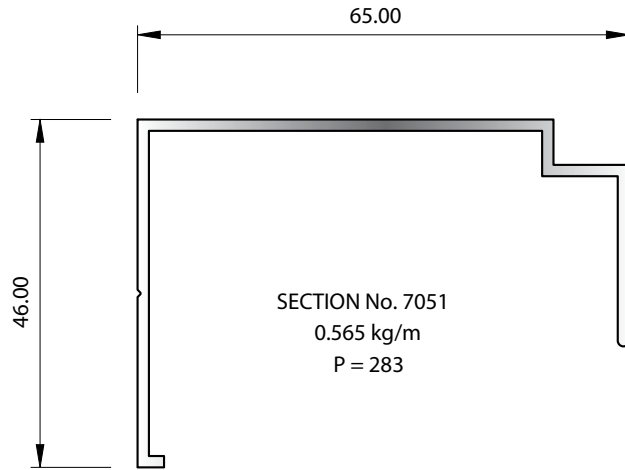
SECTION No. 6199
0.835 kg/m
P = 341.15



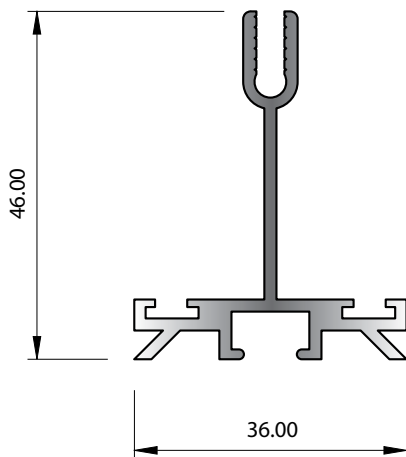
Glazing Bars Group 2.3.2



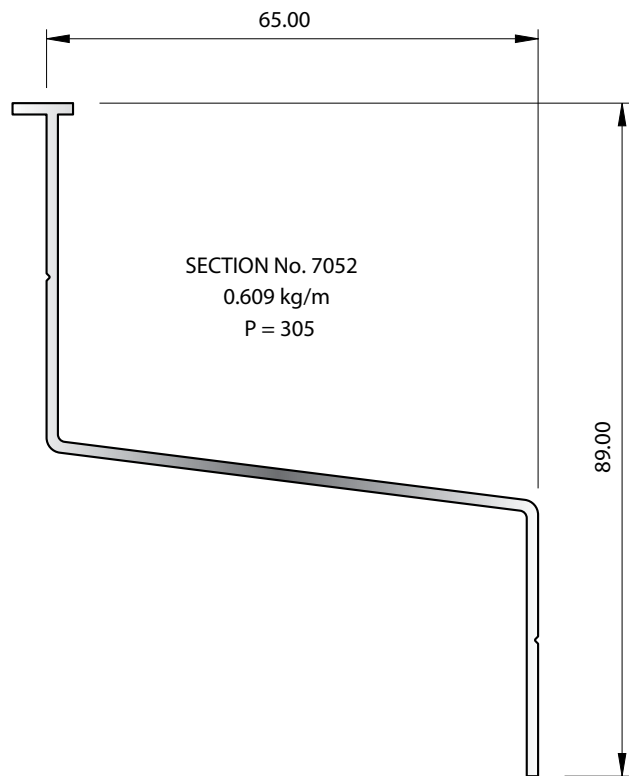
SECTION No. 7055
0.572 kg/m
P = 272



SECTION No. 7051
0.565 kg/m
P = 283

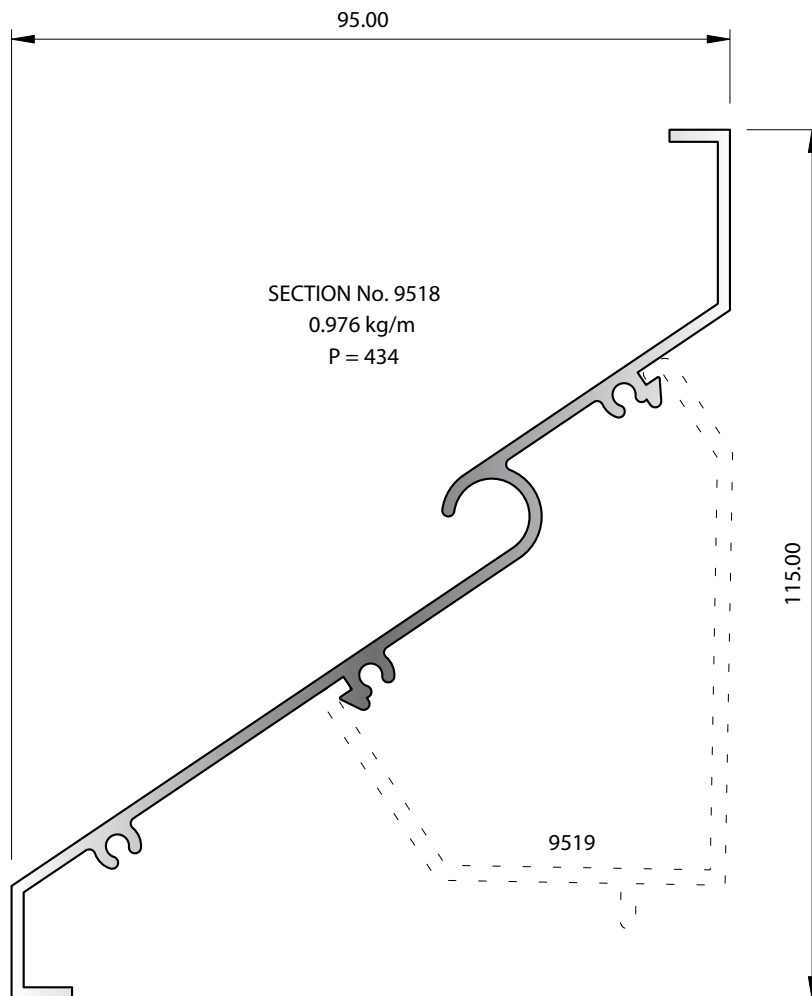
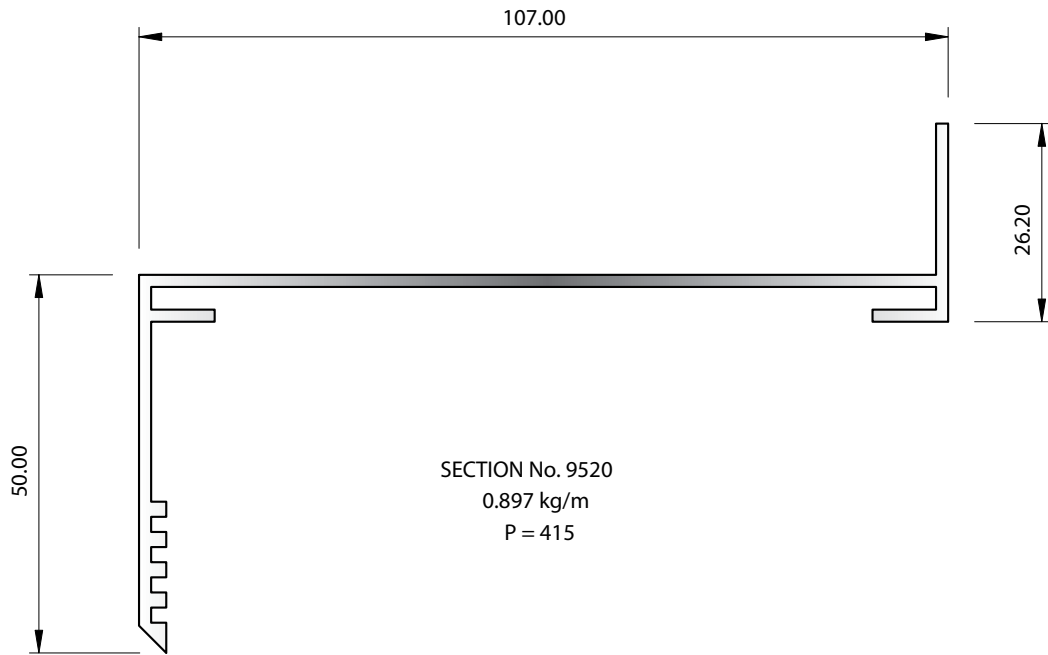


SECTION No. 7054
0.569 kg/m
P = 257



SECTION No. 7052
0.609 kg/m
P = 305

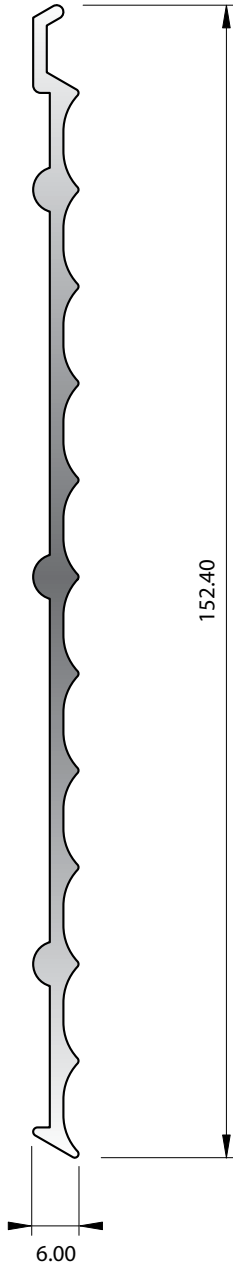
Louvre Blades Group 2.4.1



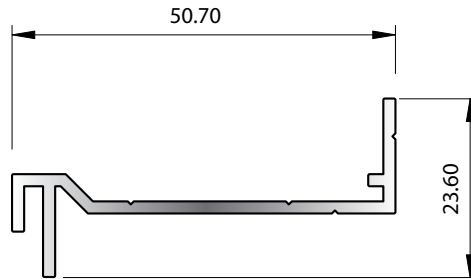


McKechnie®
Transforming Aluminium

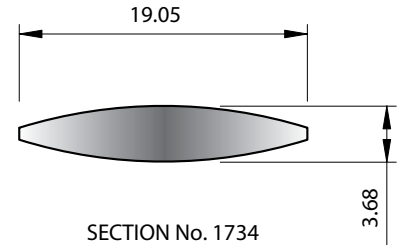
Louvre Blades Group 2.4.2



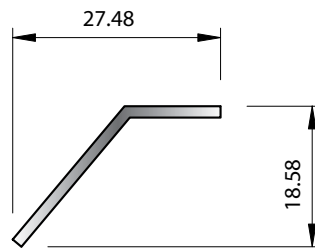
SECTION No. 8761
1.047 kg/m
P = 335



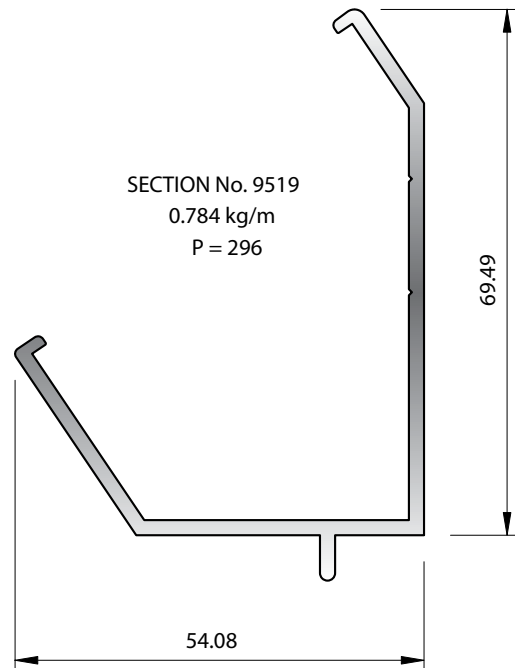
SECTION No. 31011
0.370 kg/m
P = 175.23



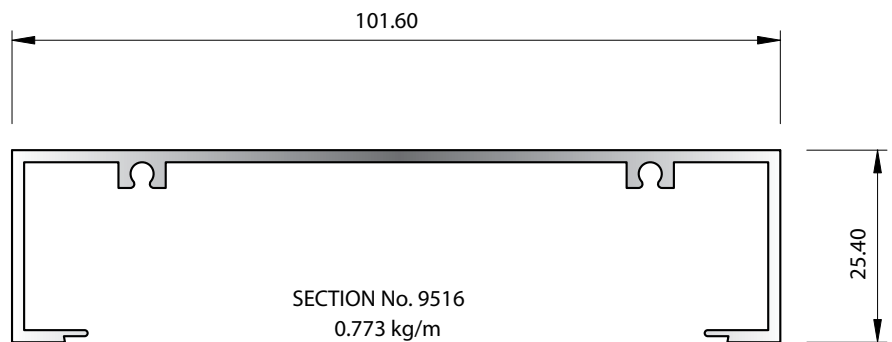
SECTION No. 1734
2 x ACTUAL SIZE
0.140 kg/m
P = 40



SECTION No. 6655
0.142 kg/m
P = 73

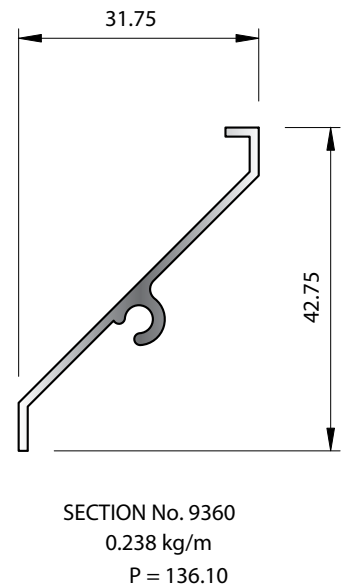
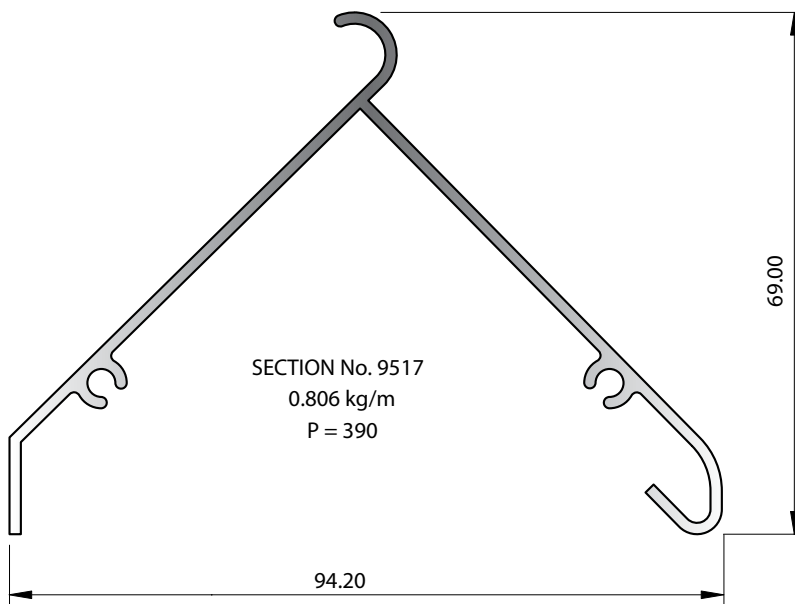
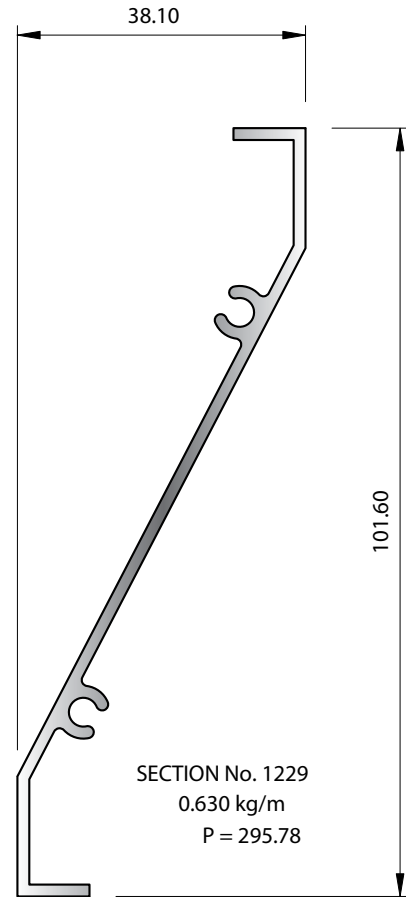
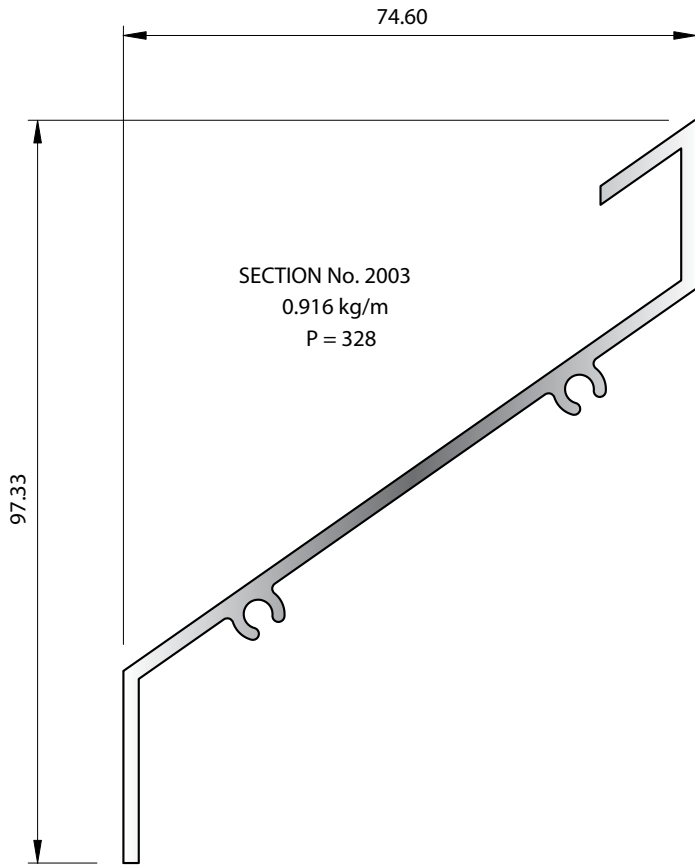


SECTION No. 9519
0.784 kg/m
P = 296



SECTION No. 9516
0.773 kg/m
P = 361

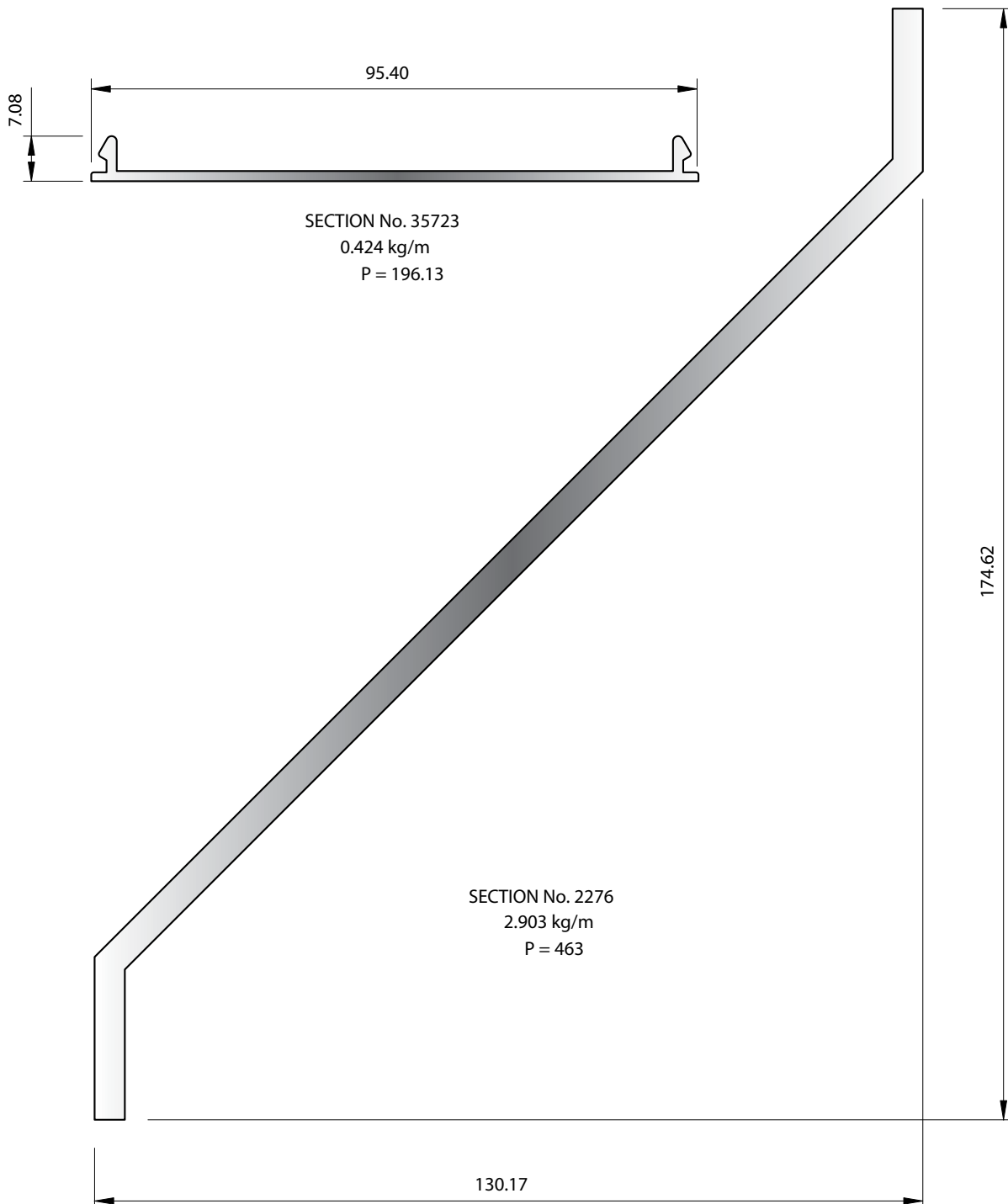
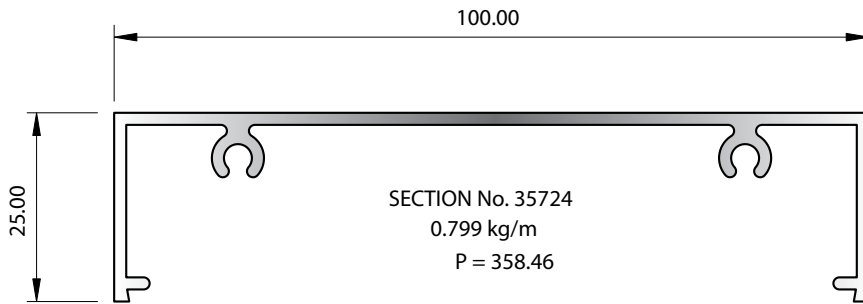
Louvre Blades Group 2.4.3





McKechnie®
Transforming Aluminium

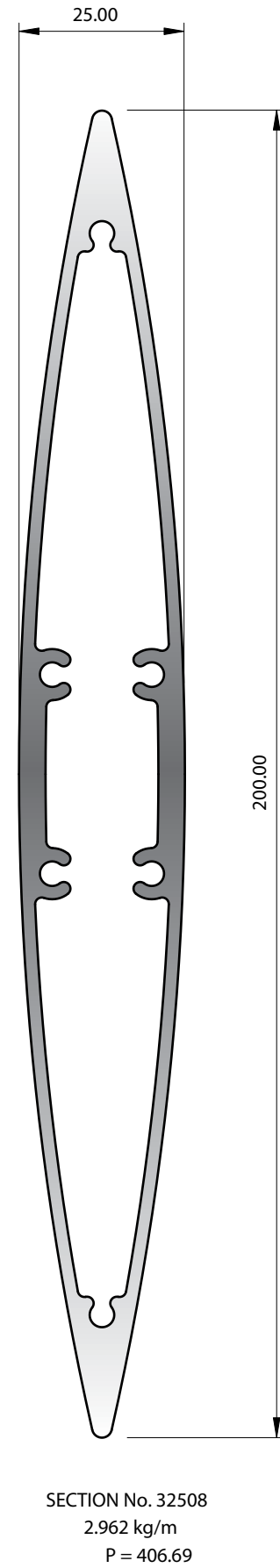
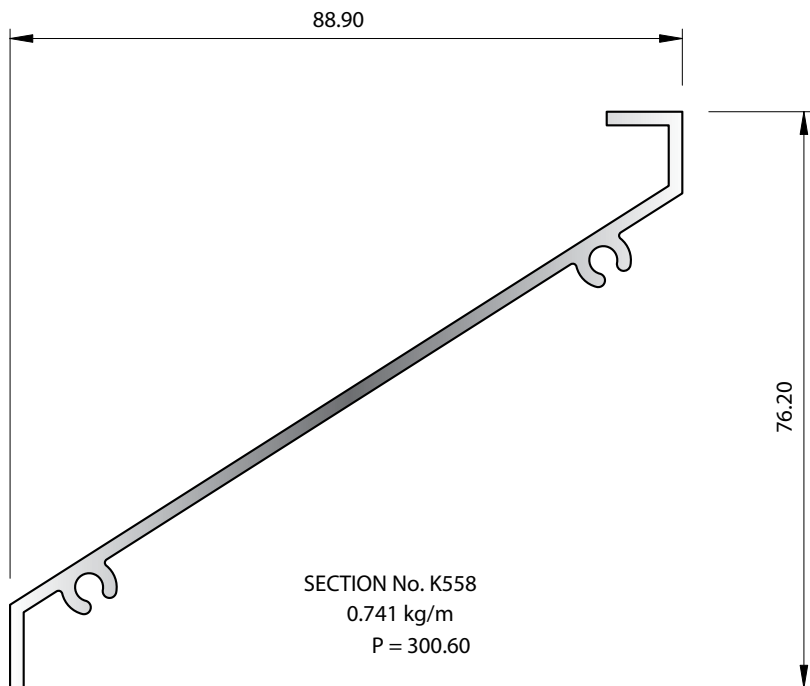
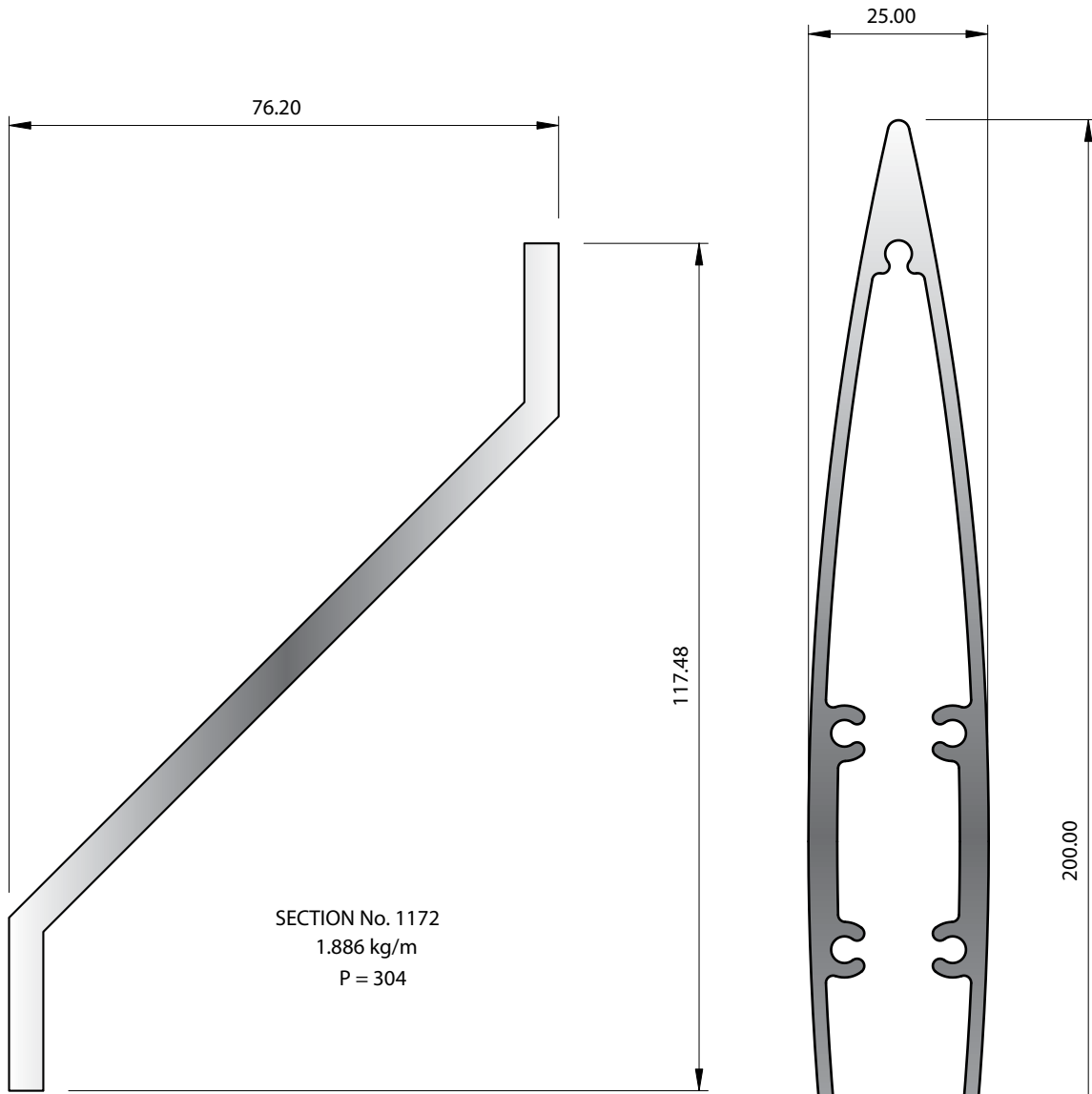
Louvre Blades Group 2.4.4





McKechnie®
Transforming Aluminium

Louvre Blades Group 2.4.5

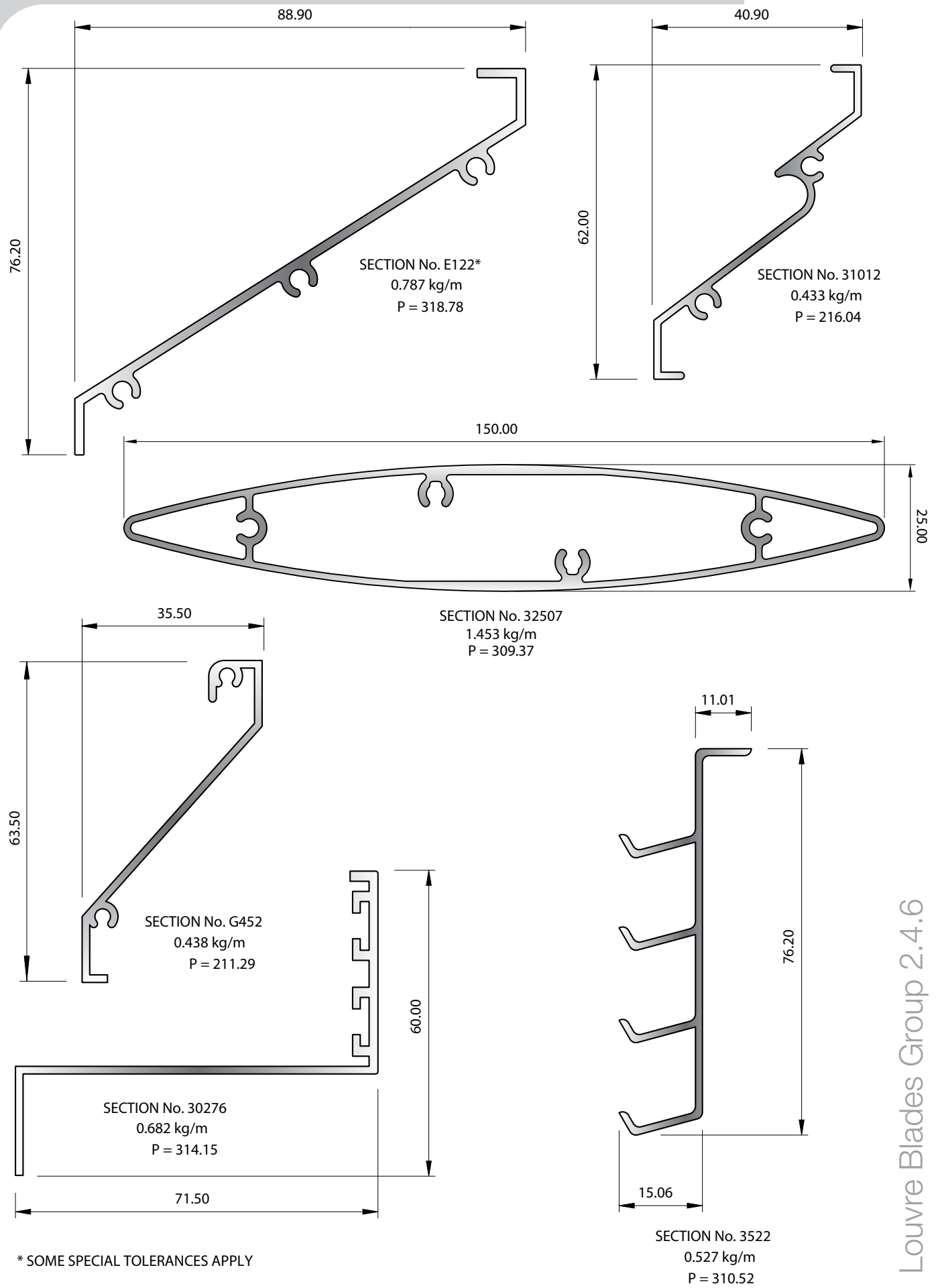


Louvre Blades Group 2.4.5



McKechnie®
Transforming Aluminium

Louvre Blades Group 2.4.6

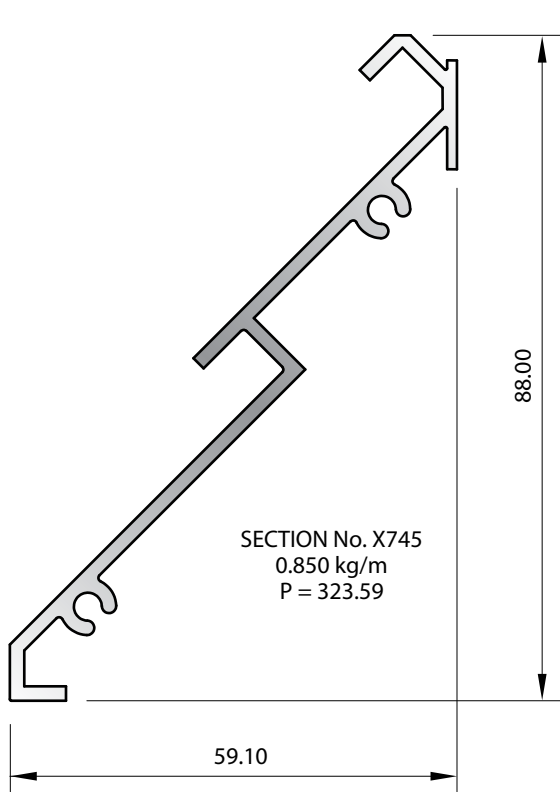


* SOME SPECIAL TOLERANCES APPLY

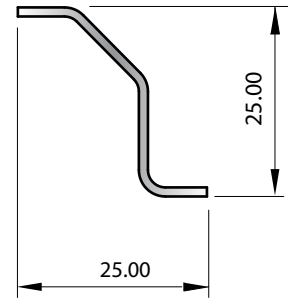
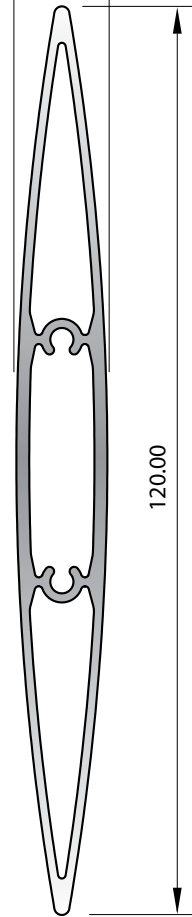


McKechnie®
Transforming Aluminium

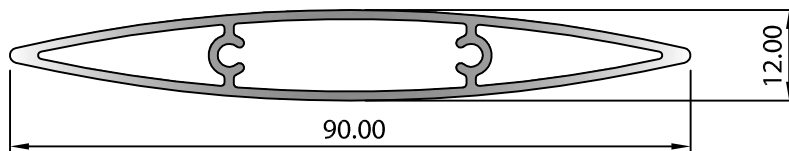
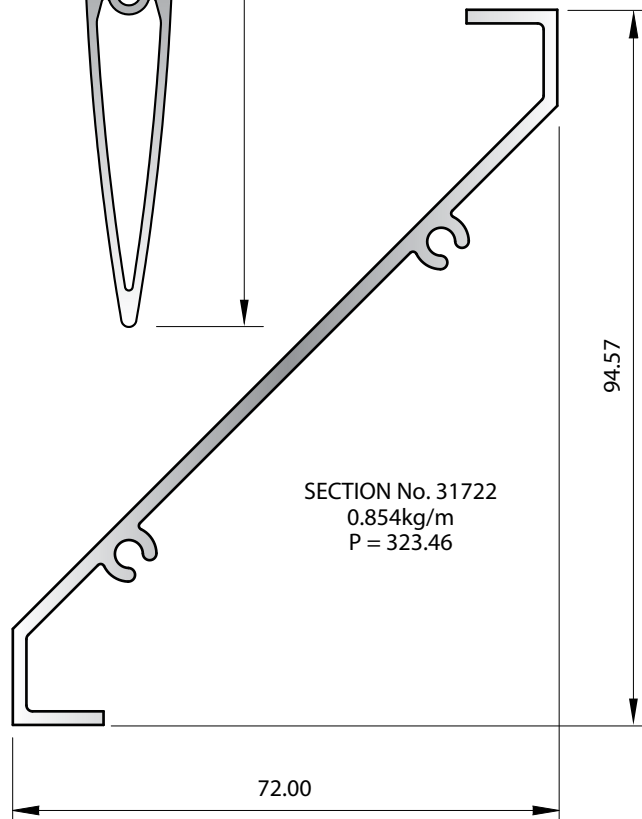
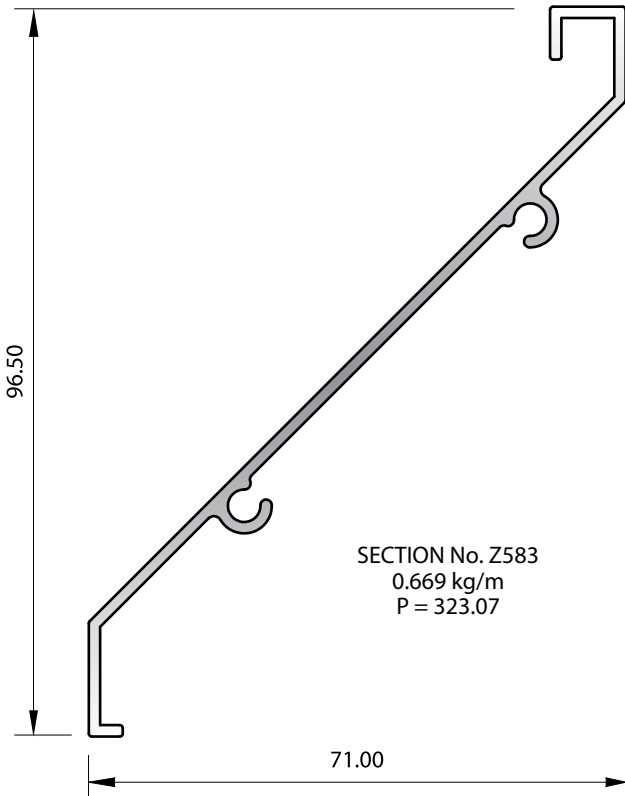
Louvre Blades Group 2.4.7



SECTION No. 34509
0.986 kg/m
P = 243.41



SECTION No. X193
0.136 kg/m
P = 86.14



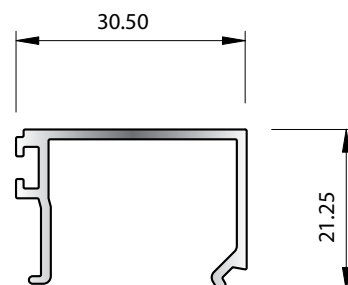
SECTION No. 32044
0.679 kg/m
P = 184

Louvre Blades Group 2.4.7

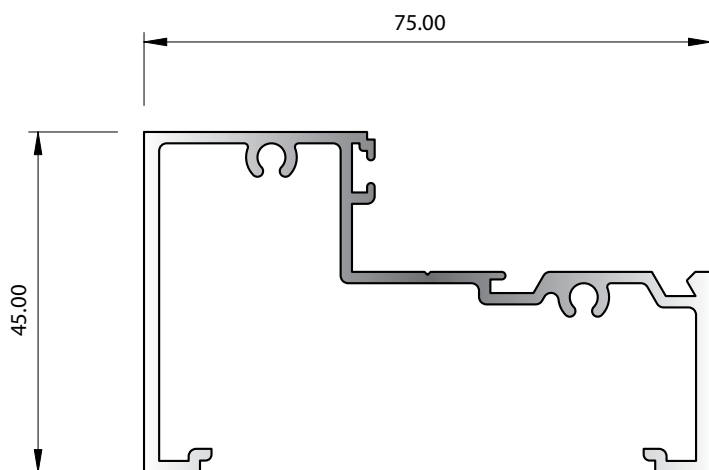


McKechnie®
Transforming Aluminium

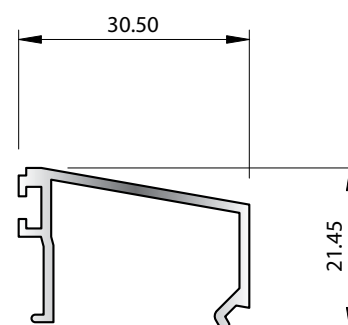
Pacific 75 Series Shopfront Group 2.5.1 New Zealand Only



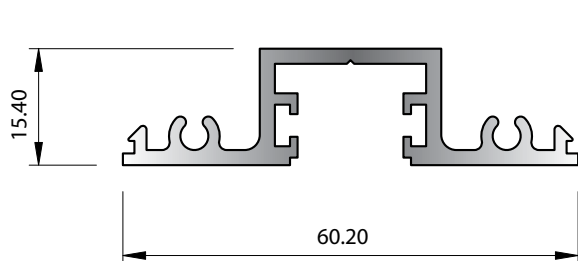
SECTION No. 8136
0.281 kg/m
P = 157



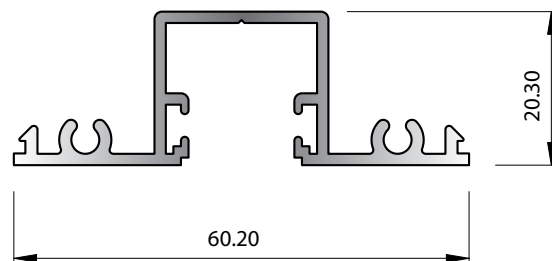
SECTION No. G083*
0.927 kg/m
P = 422.42



SECTION No. 7754
0.267 kg/m
P = 149.88



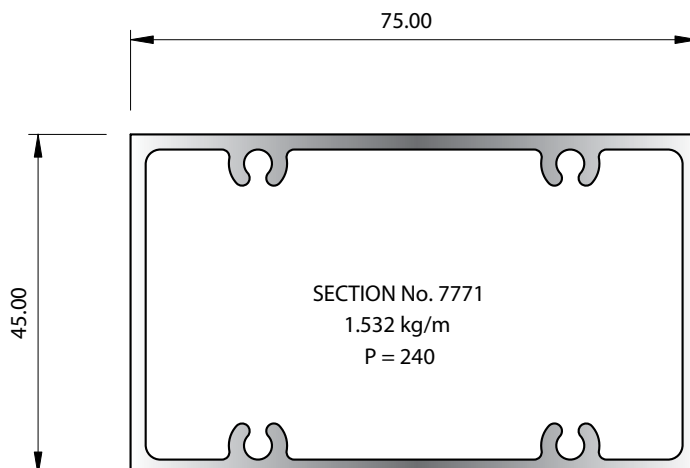
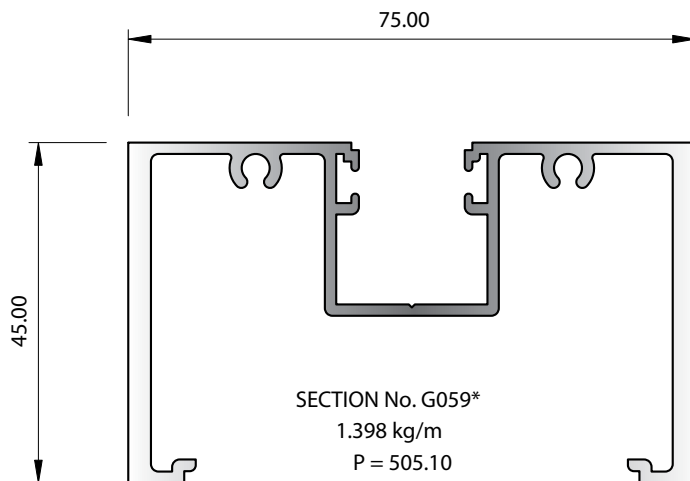
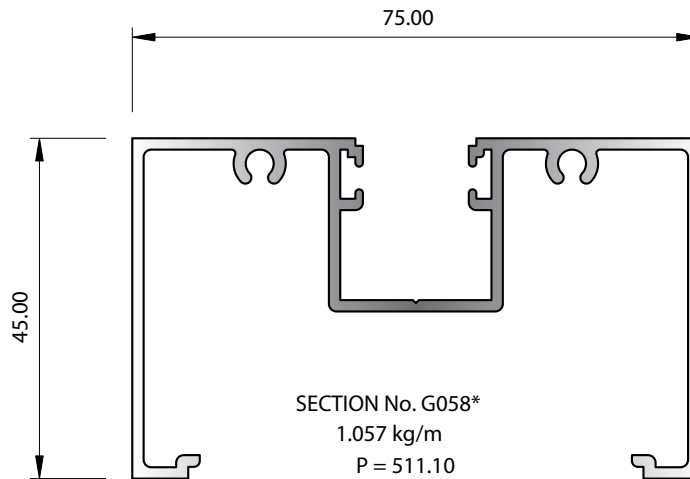
SECTION No. 9698
0.650 kg/m
P = 254



SECTION No. G062*
0.579 kg/m
P = 280.67
75/100 SERIES

* SOME SPECIAL TOLERANCES APPLY

Pacific 75 Series Shopfront Group 2.5.2 New Zealand Only

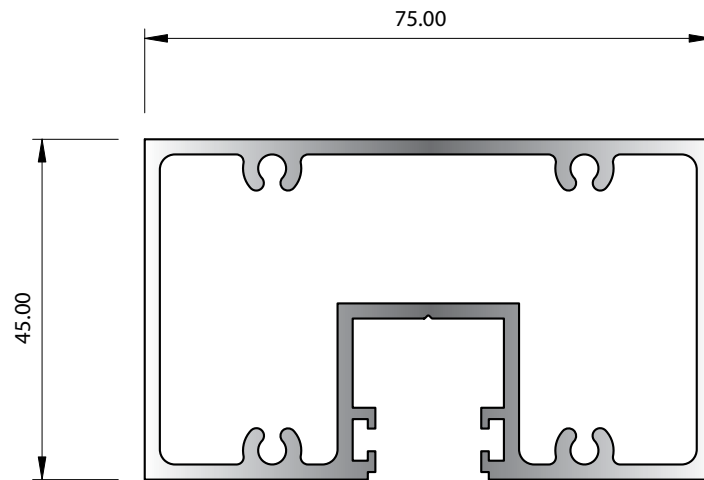
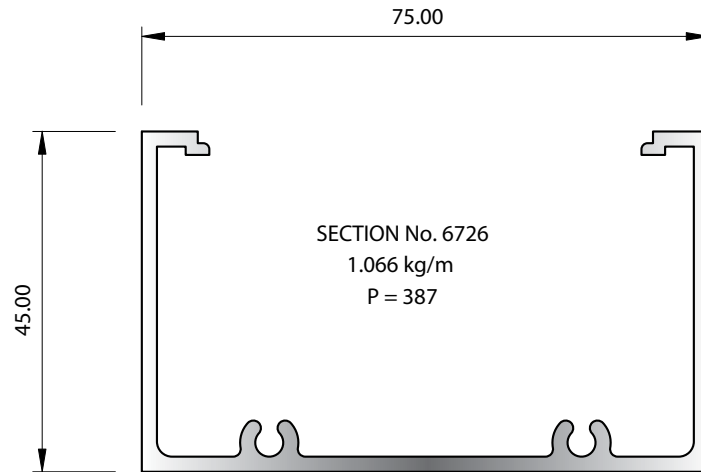


* SOME SPECIAL TOLERANCES APPLY

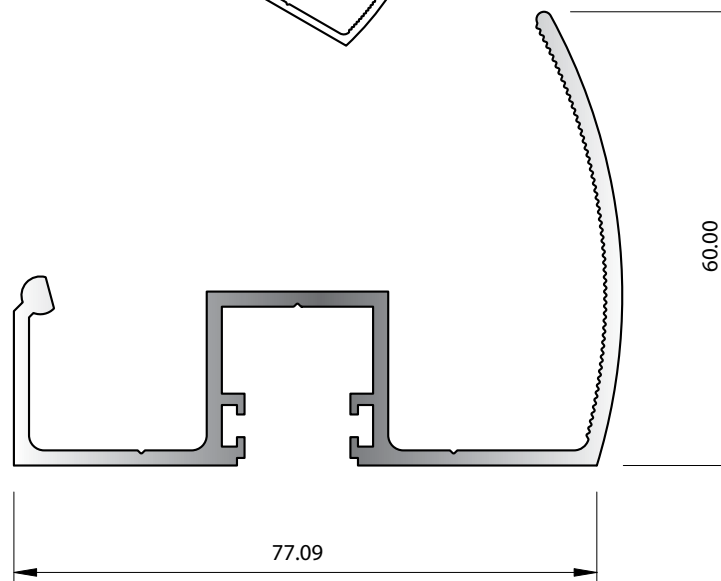
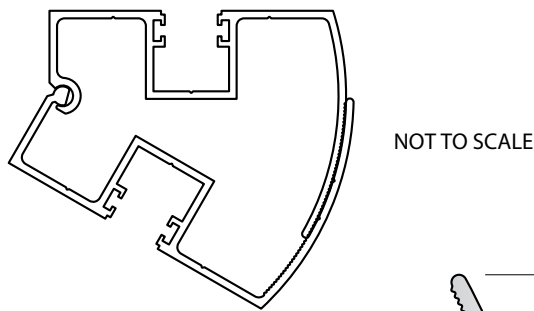
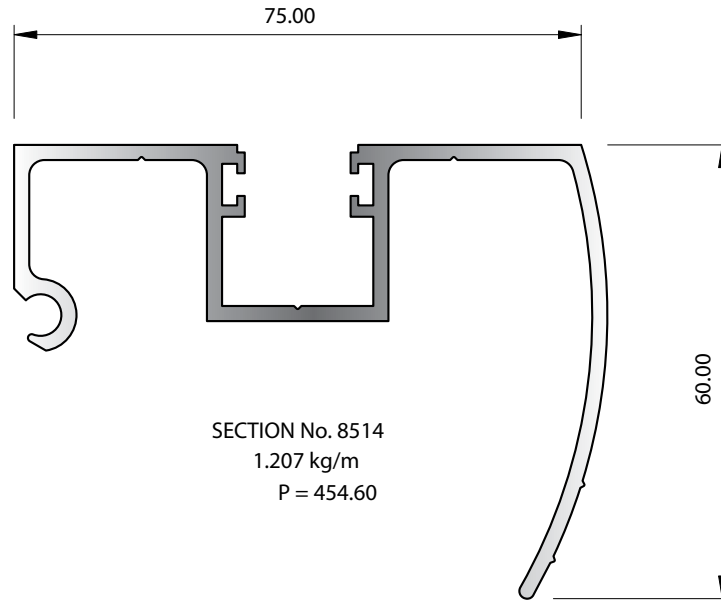


McKechnie®
Transforming Aluminium

Pacific 75 Series Shopfront Group 2.5.3 New Zealand Only



Pacific 75 Series Shopfront Group 2.5.4 New Zealand Only

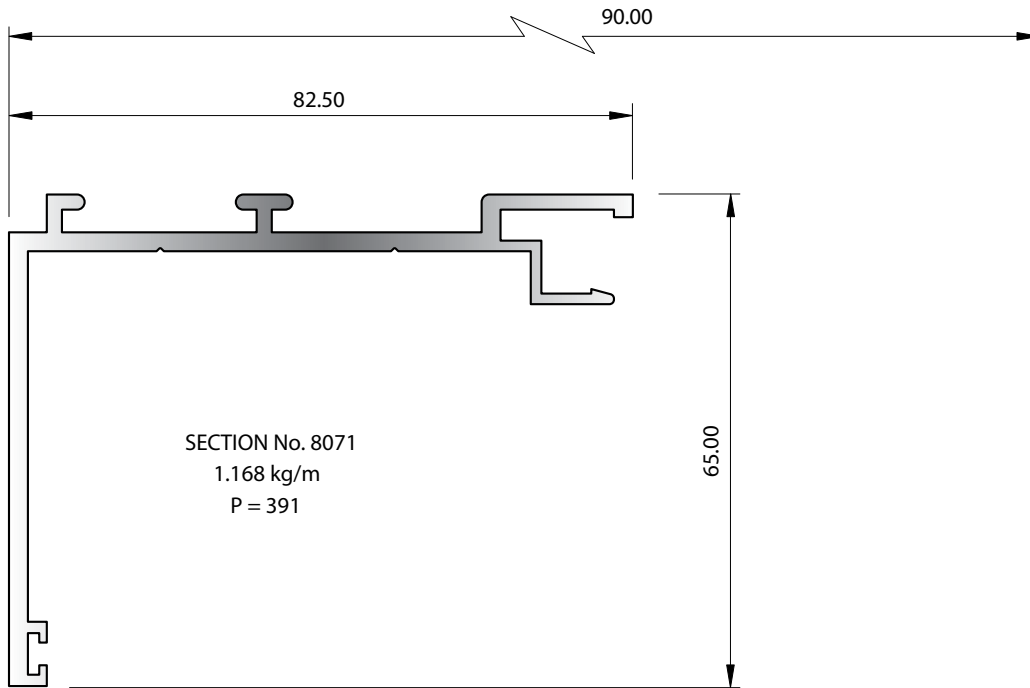


SECTION No. 8513
1.231 kg/m
P = 458

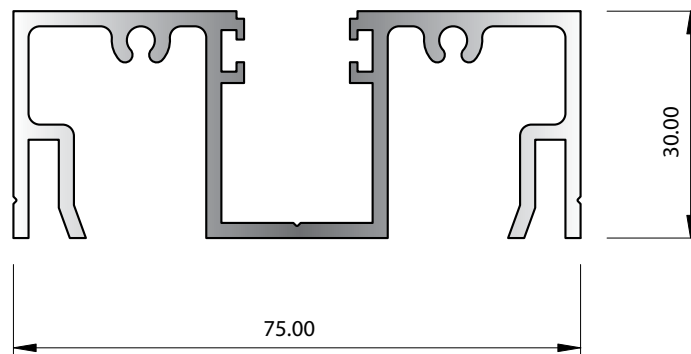
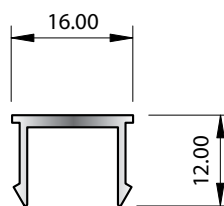


McKechnie®
Transforming Aluminium

Pacific 75 Series Shopfront Group 2.5.5 New Zealand Only


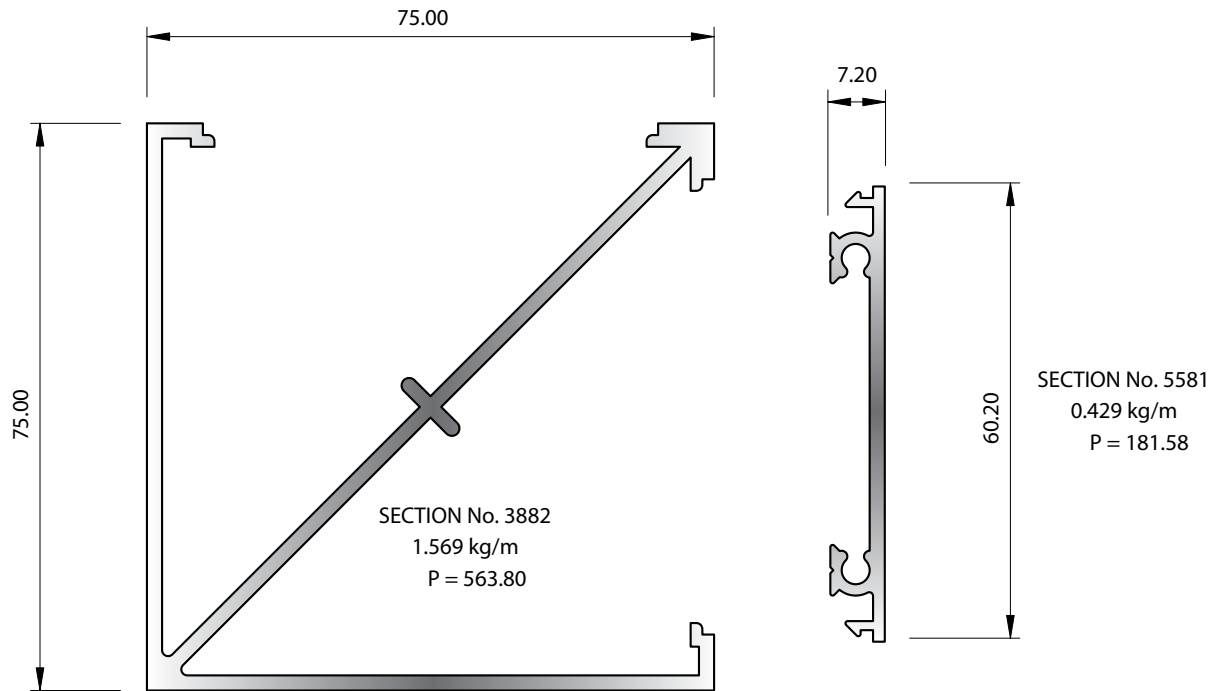


SECTION No. 5706
0.126 kg/m
P = 77



SECTION No. 8140
1.410 kg/m
P = 516

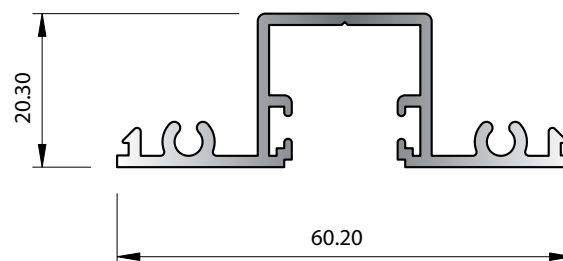
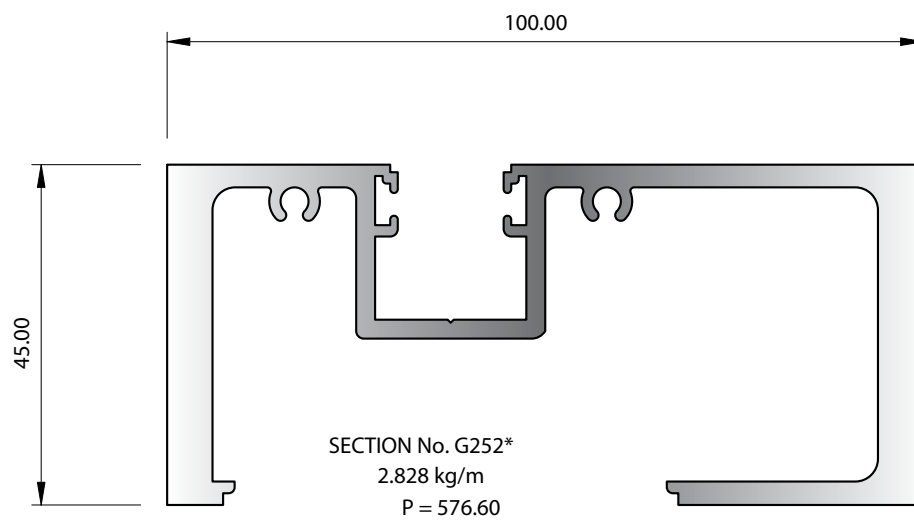
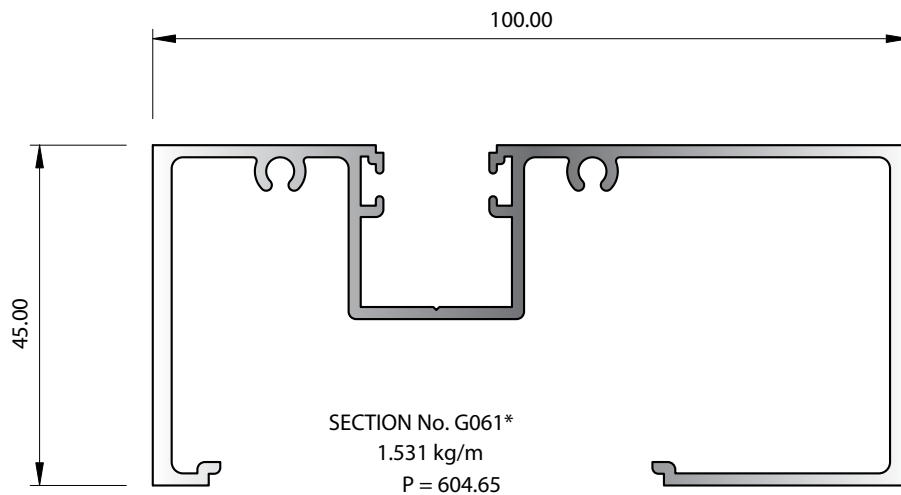
Pacific 75 Series Shopfront Group 2.5.6 New Zealand Only





McKechnie®
Transforming Aluminium

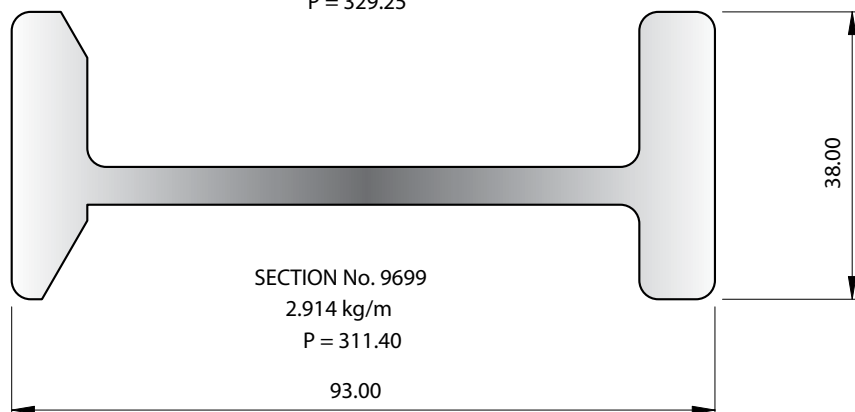

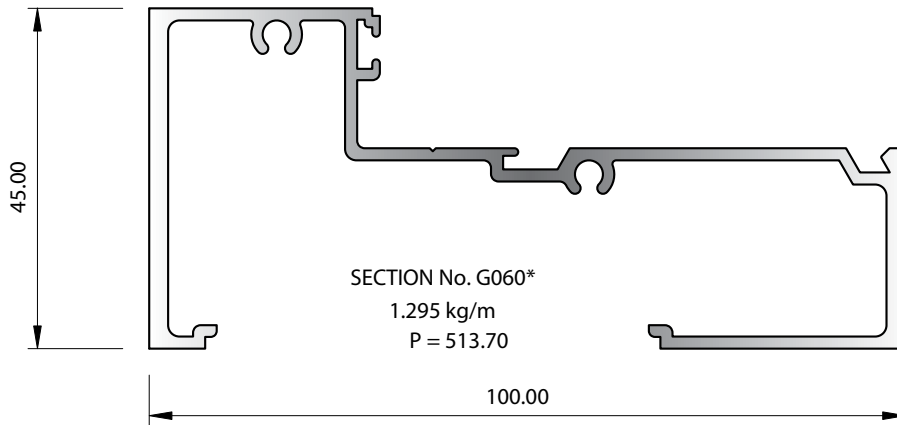
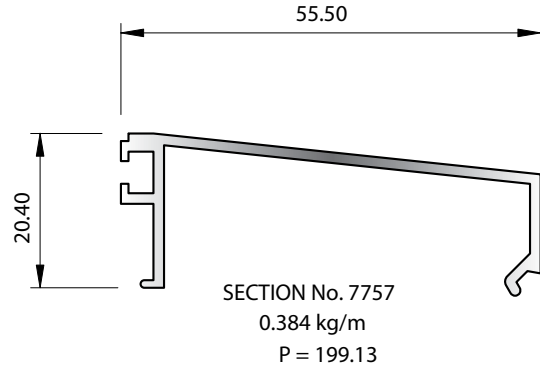
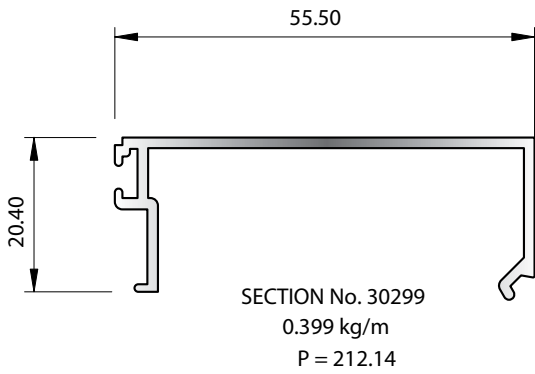
Pacific 100 Series Shopfront Group 2.6.1 New Zealand Only



* SOME SPECIAL TOLERANCES APPLY

Pacific 100 Series Shopfront Group 2.6.2

New Zealand Only

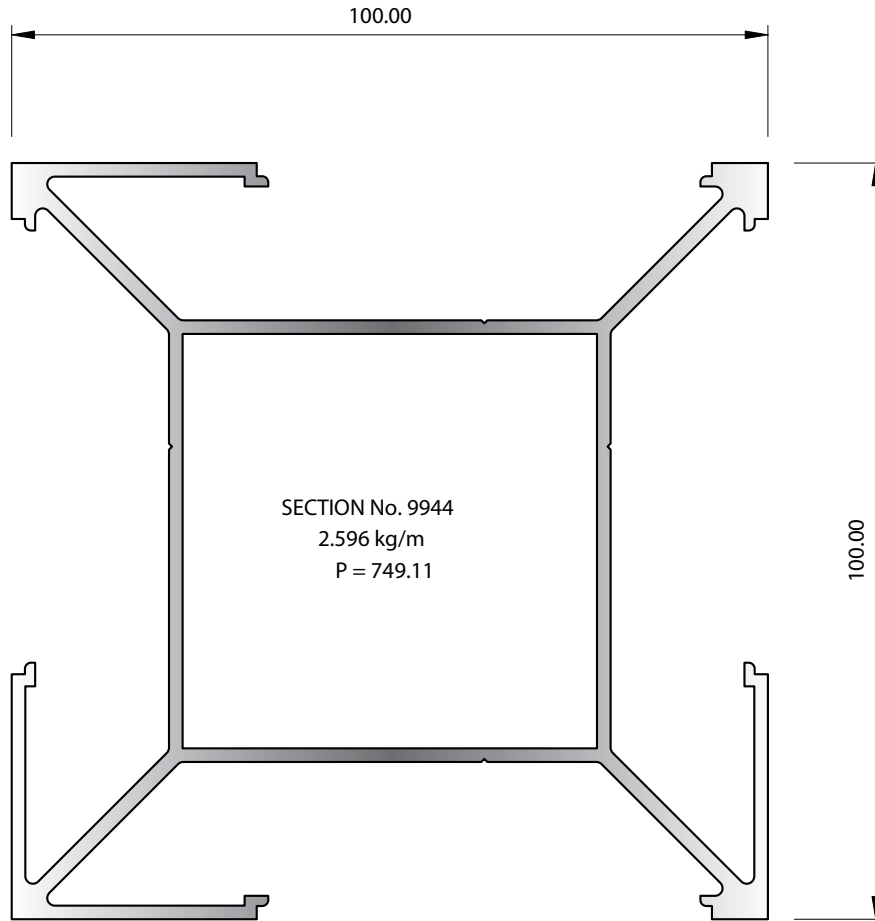


* SOME SPECIAL TOLERANCES APPLY

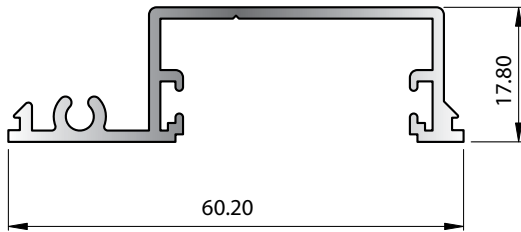


McKechnie®
Transforming Aluminium

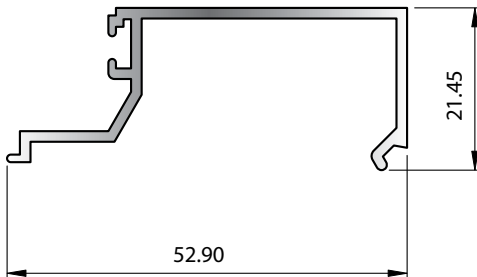
Pacific 100 Series Shopfront Group 2.6.3 New Zealand Only



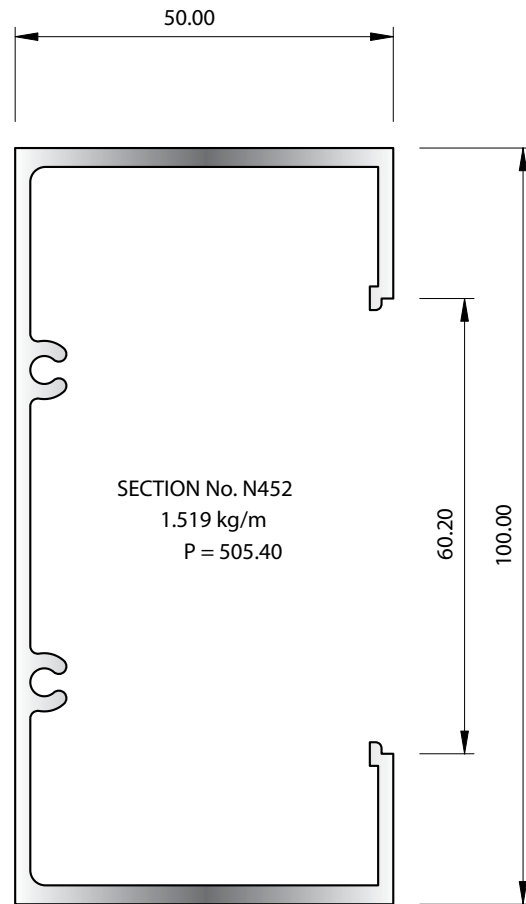
Pacific 100 Series Shopfront Group 2.6.4 New Zealand Only




SECTION No. 30771
0.511 kg/m
P = 247.49



SECTION No. 30772
0.380 kg/m
P = 202.94



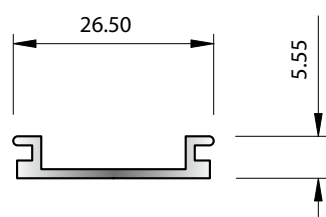
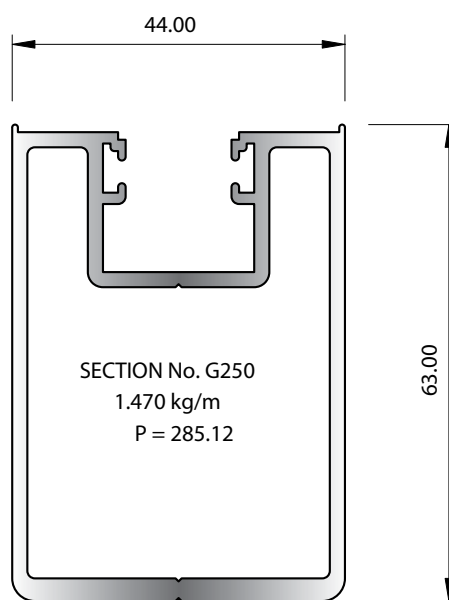
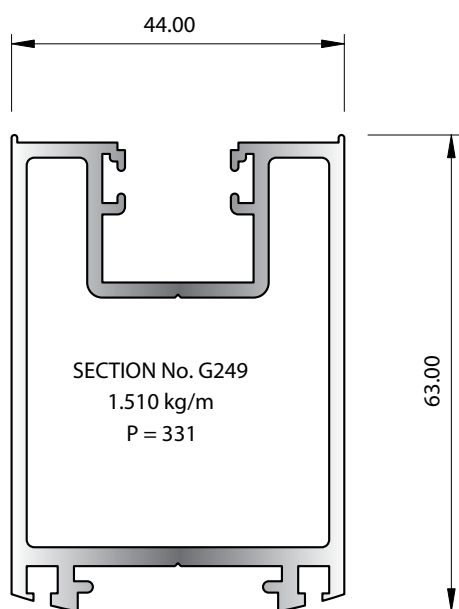
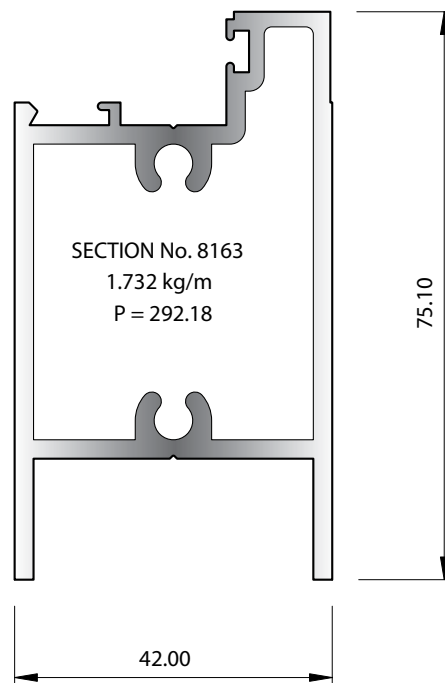
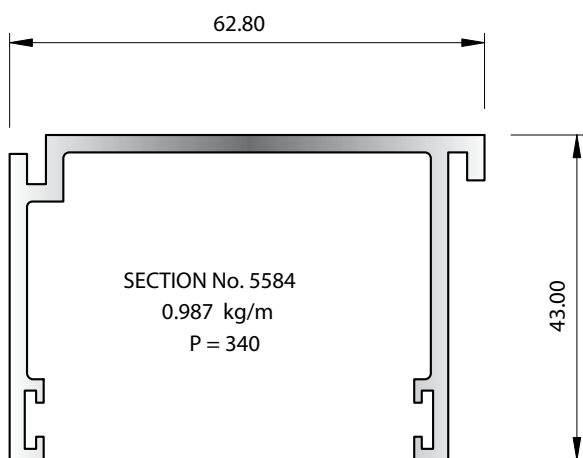
SECTION No. N452
1.519 kg/m
P = 505.40



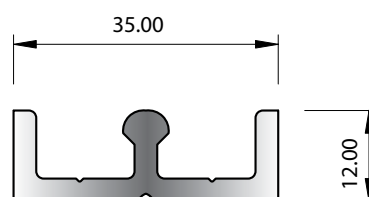
McKechnie®
Transforming Aluminium

Pacific Commercial Door Suite Group 2.7.1

New Zealand Only

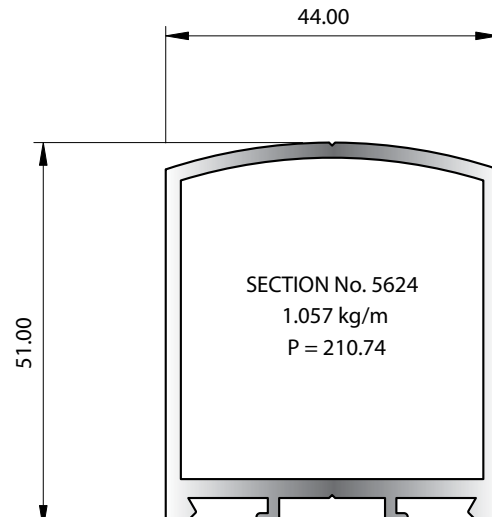
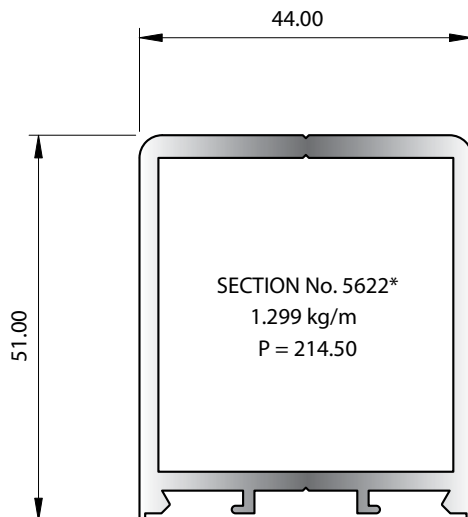
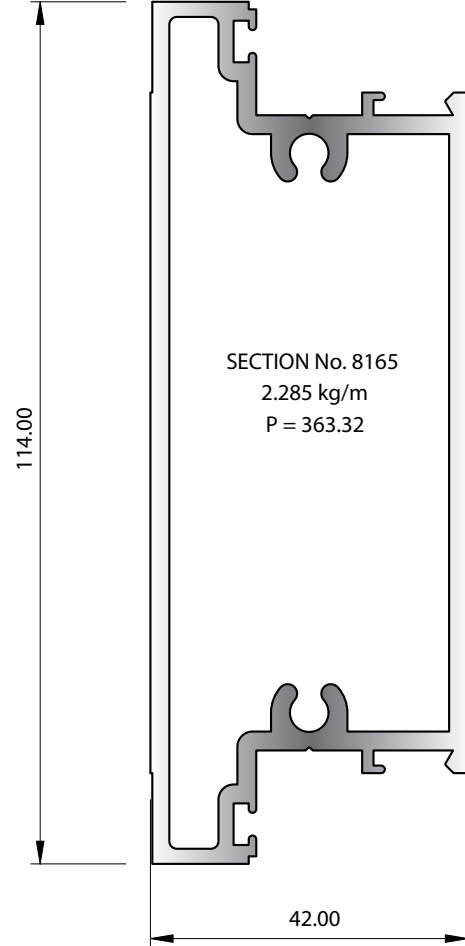
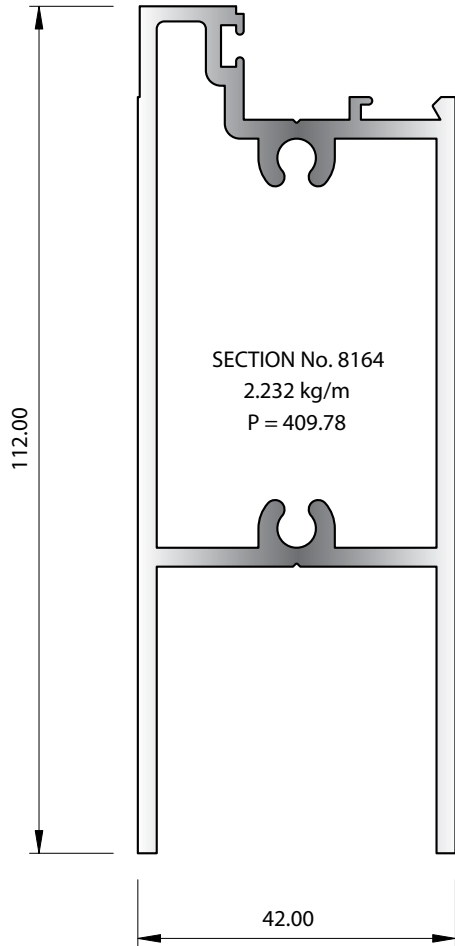


SECTION No. 8167
0.131 kg/m
P = 81.99



SECTION No. 6350
0.518 kg/m
P = 127

Pacific Commercial Door Suite Group 2.7.2 New Zealand Only

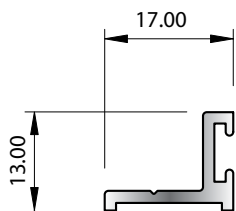




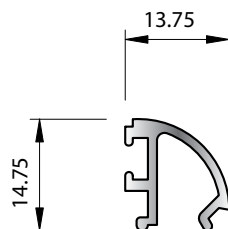
McKechnie®
Transforming Aluminium

Pacific Commercial Door Suite Group 2.7.3

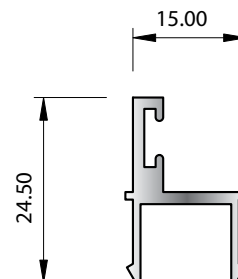
New Zealand Only



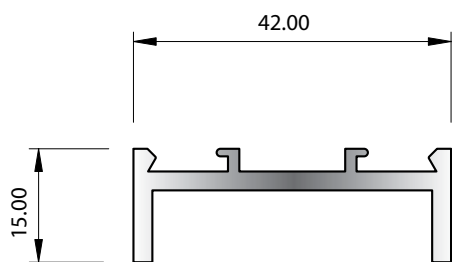
SECTION No. 6136
0.150 kg/m
P = 72.23



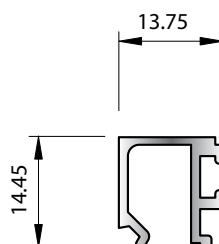
SECTION No. 6096
0.152 kg/m
P = 87



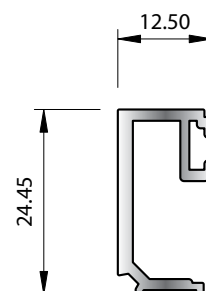
SECTION No. 5843
0.216 kg/m
P = 113



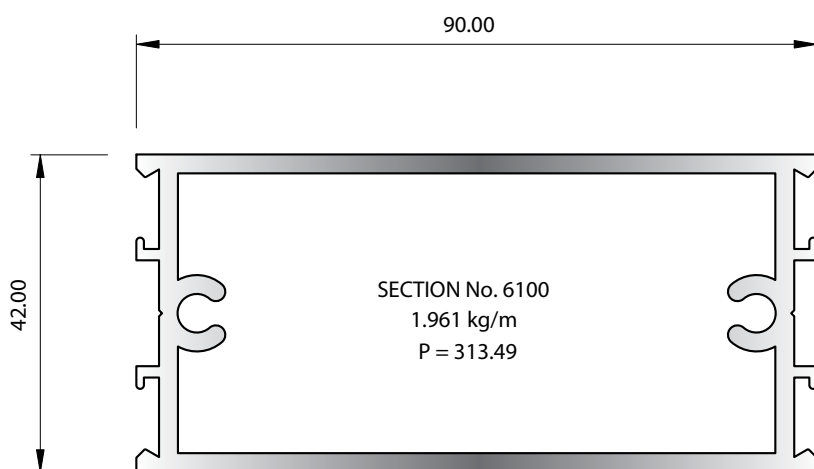
SECTION No. 5620
0.484 kg/m
P = 157.03



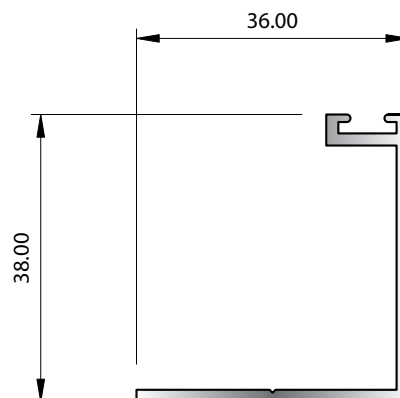
SECTION No. 5653
0.166 kg/m
P = 97.50



SECTION No. 35647
0.250 kg/m
P = 118.13

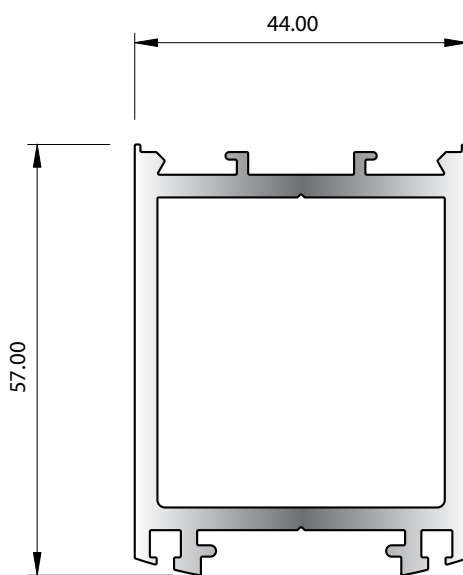
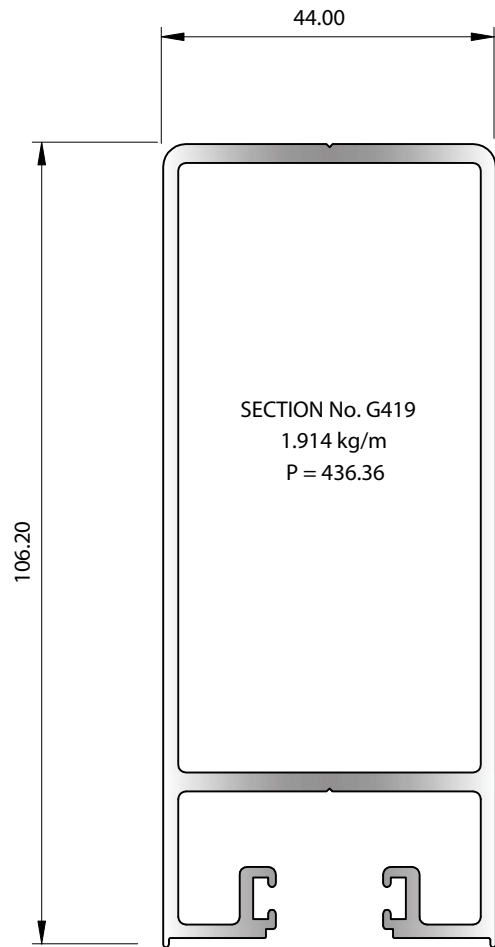
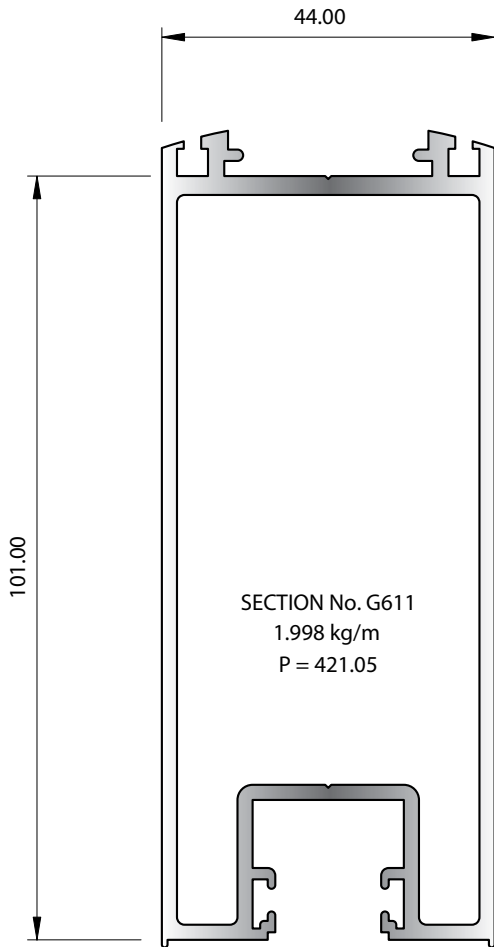


SECTION No. 6100
1.961 kg/m
P = 313.49

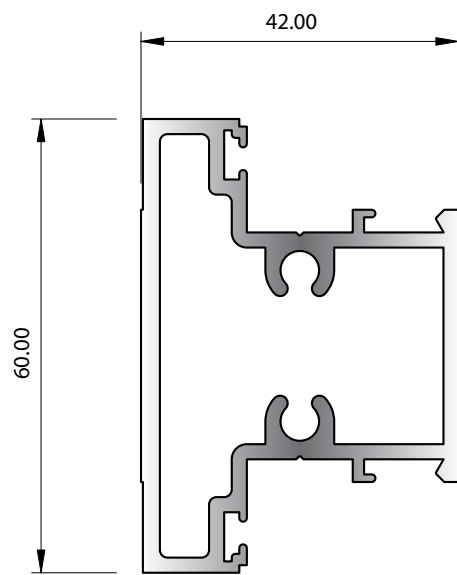


SECTION No. 33445
0.373 kg/m
P = 177.47

Pacific Commercial Door Suite Group 2.7.4 New Zealand Only



SECTION No. 9987
1.617 kg/m
P = 268.10

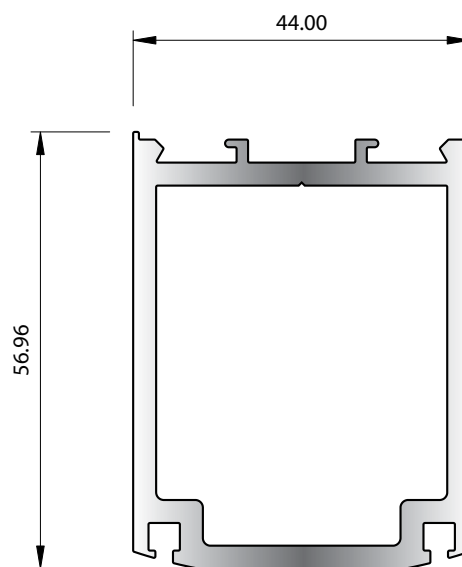
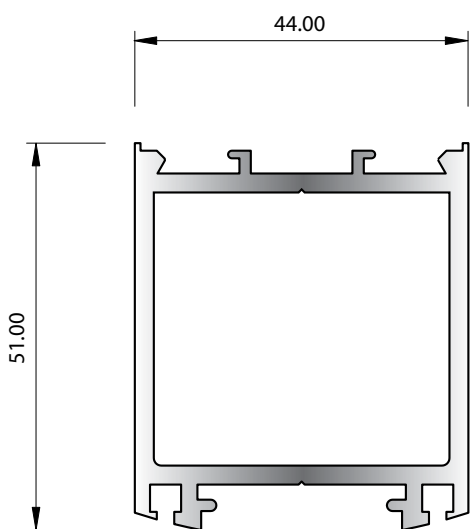
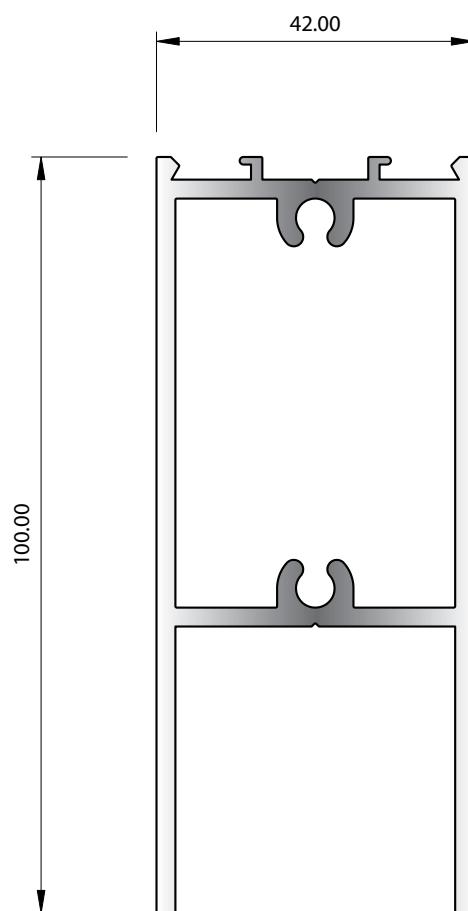
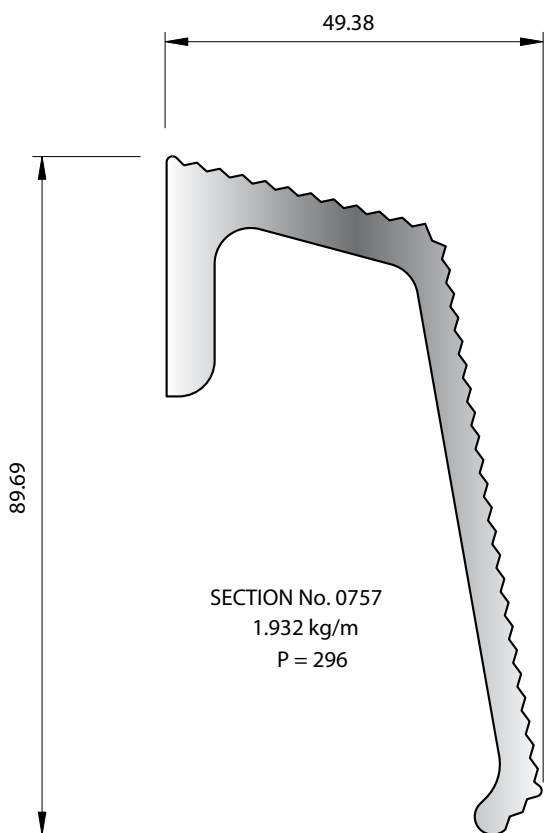


SECTION No. G251
1.400 kg/m
P = 484.40

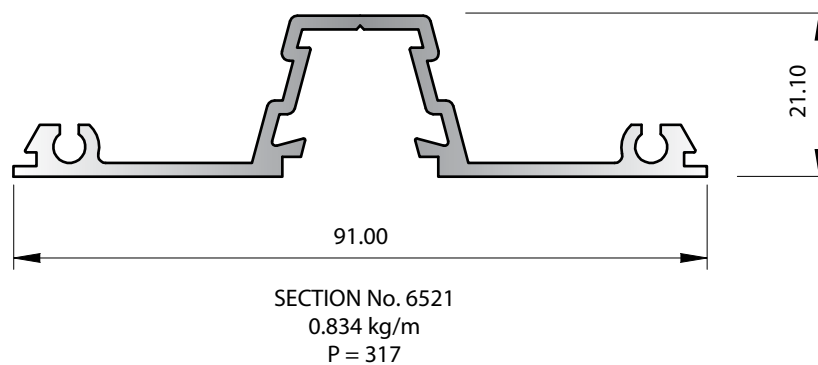
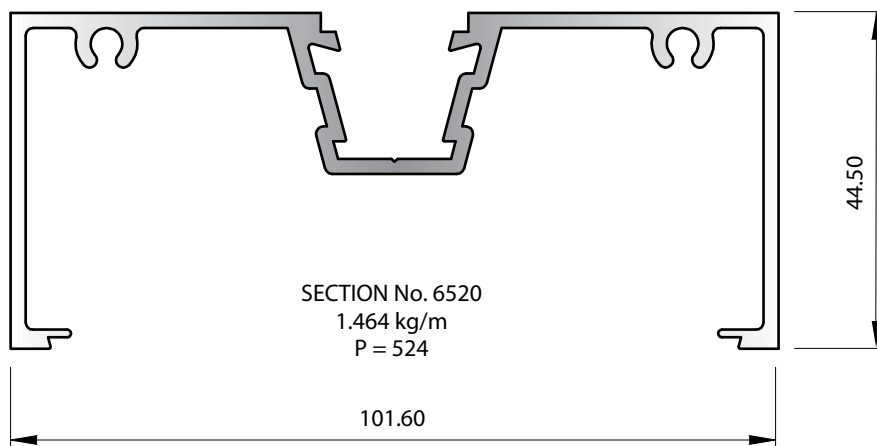
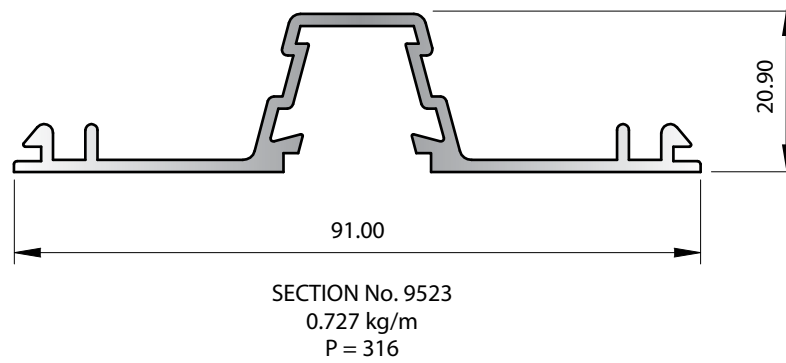
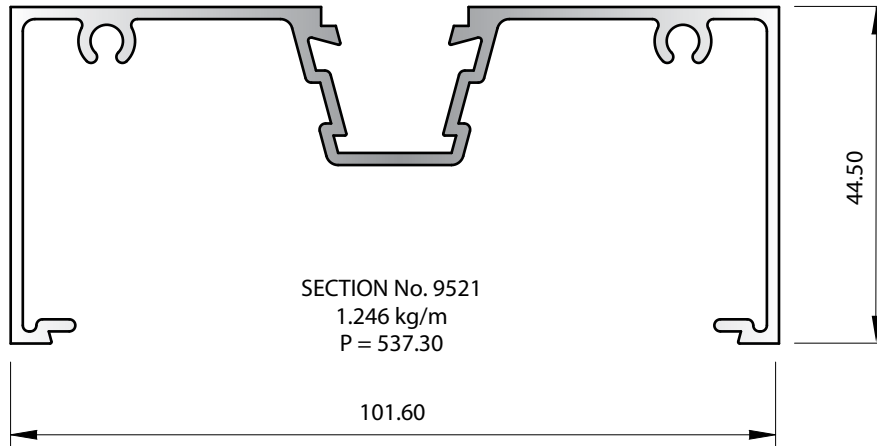


McKechnie®
Transforming Aluminium

Pacific Commercial Door Suite Group 2.7.5 New Zealand Only



Commercial Shopfront Group 2.8.1 Australia Only

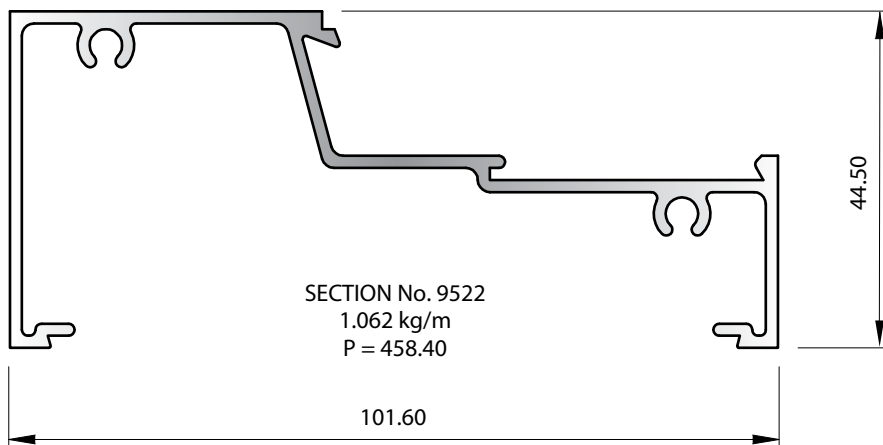
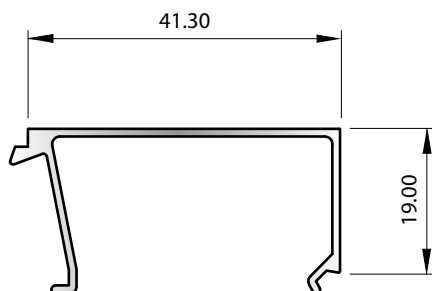




McKechnie®
Transforming Aluminium

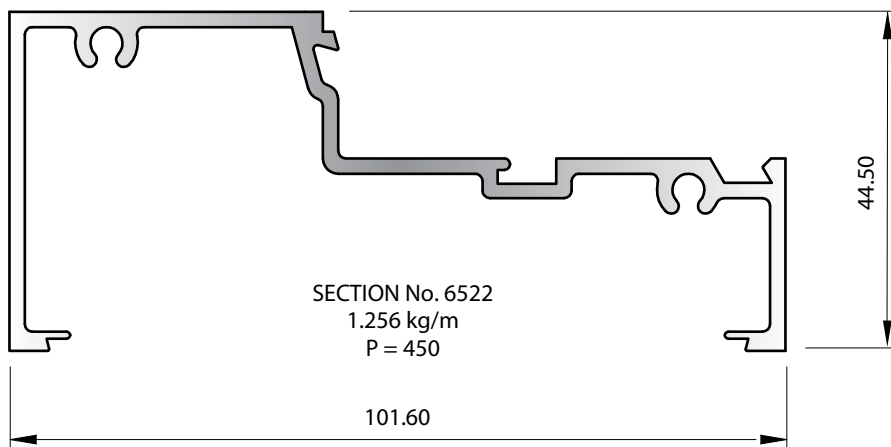
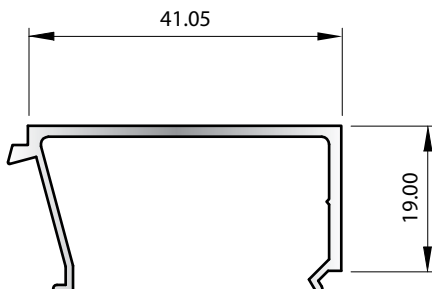
Commercial Shopfront Group 2.8.2 Australia Only

SECTION No. 9524
0.268 kg/m
P = 180.90

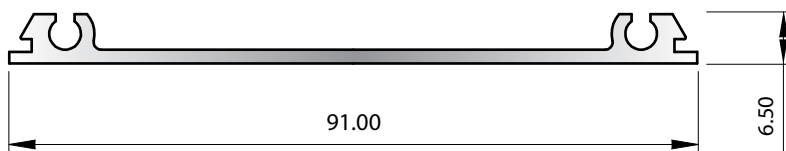


SECTION No. 9522
1.062 kg/m
P = 458.40

SECTION No. 6523
0.325 kg/m
P = 178

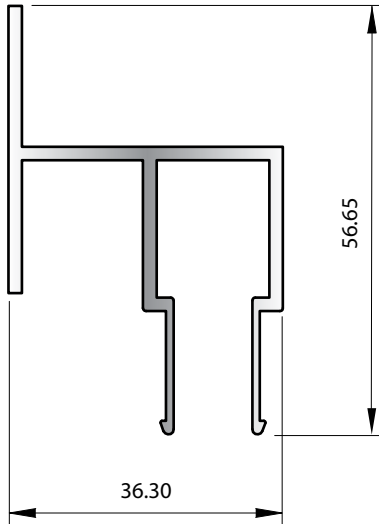


SECTION No. 6522
1.256 kg/m
P = 450

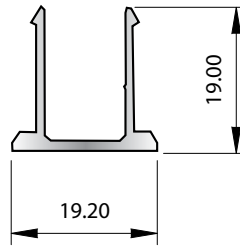


SECTION No. 6524
0.569 kg/m
P = 225.97

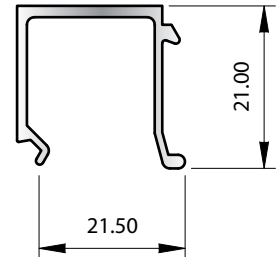
Commercial Shopfront Group 2.8.3 Australia Only



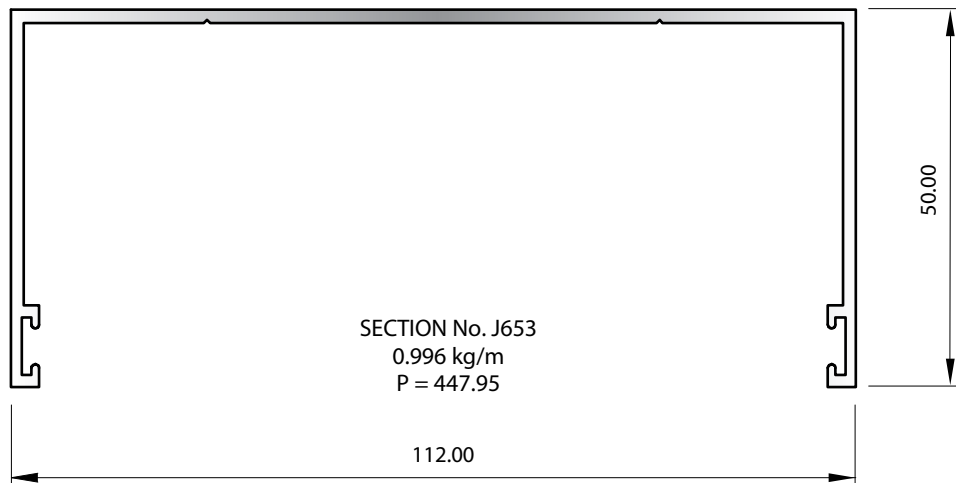
SECTION No. E763
0.662 kg/m
P = 302.86



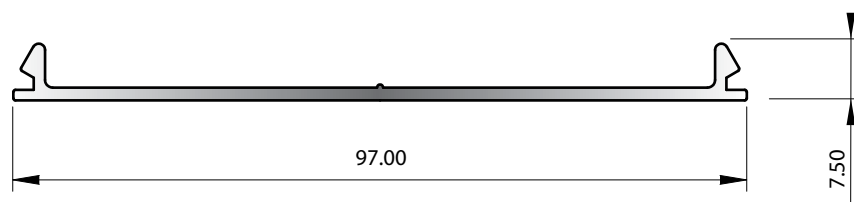
SECTION No. 6525
0.186 kg/m
P = 110




SECTION No. E761
0.227 kg/m
P = 130.09



SECTION No. J653
0.996 kg/m
P = 447.95

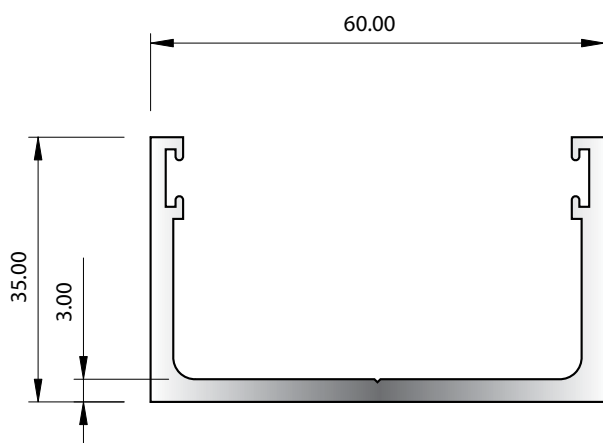


SECTION No. J644
0.510 kg/m
P = 220.86

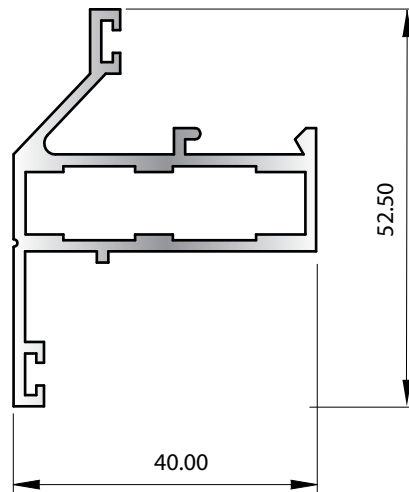


McKechnie®
Transforming Aluminium

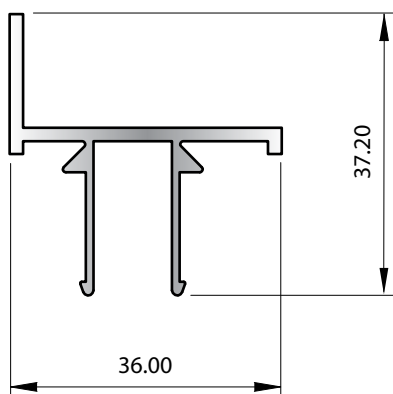
Commercial Shopfront Group 2.8.4 Australia Only



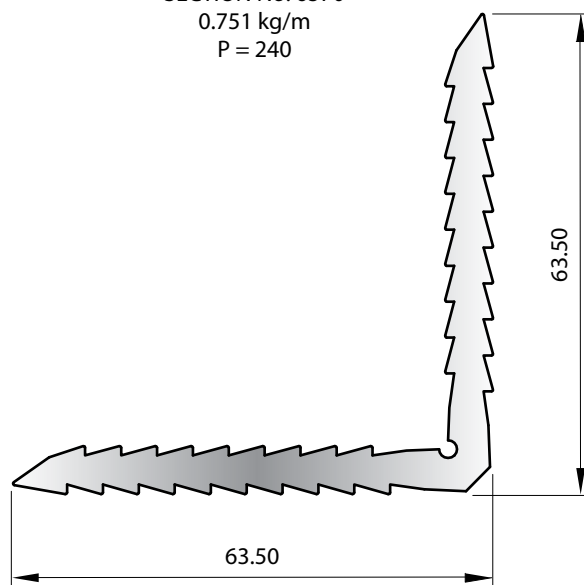
SECTION No. J650
1.013 kg/m
P = 275.64



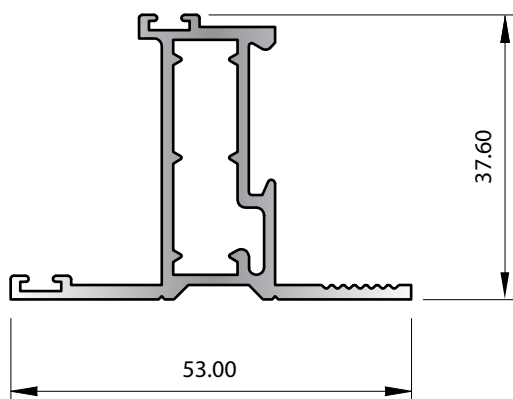
SECTION No. 6570
0.751 kg/m
P = 240



SECTION No. E762
0.415 kg/m
P = 202.69



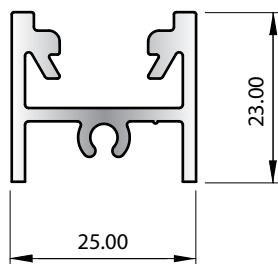
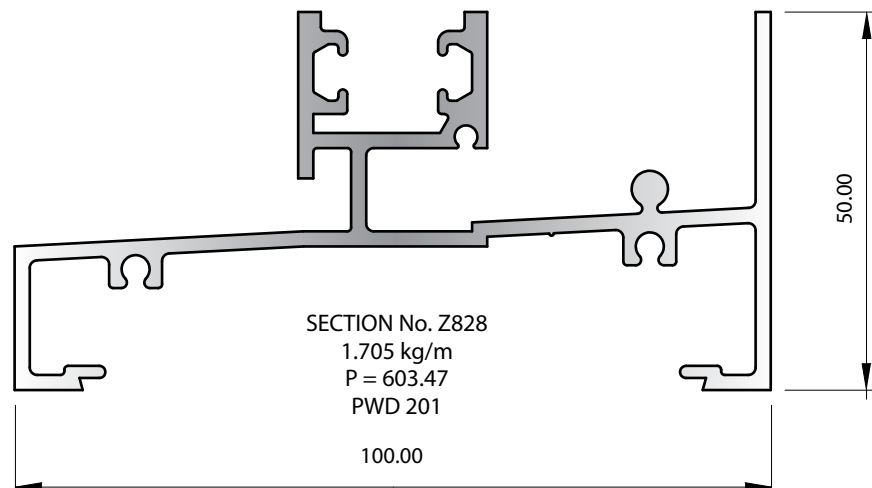
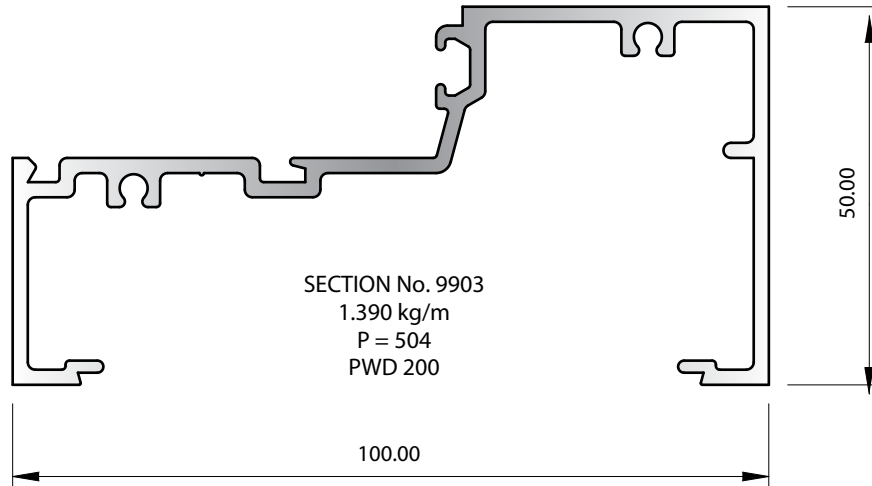
SECTION No. 9126
1.582 kg/m
P = 296



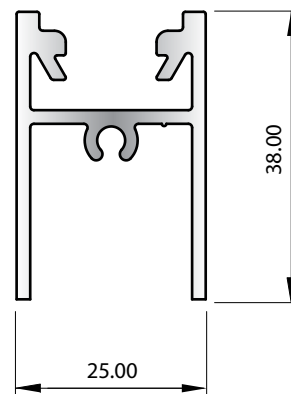
SECTION No. E760
0.674 kg/m
P = 218.76

PWD No.2 Suite Group 2.9.1

Australia Only



SECTION No. Z829
0.510 kg/m
P = 184.64
PWD 202

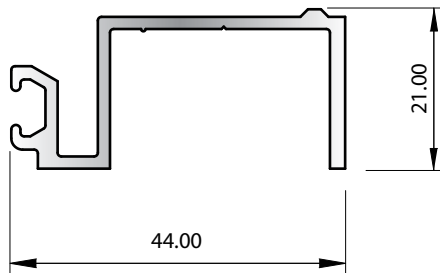


SECTION No. Z830
0.657 kg/m
P = 244.64
PWD 203

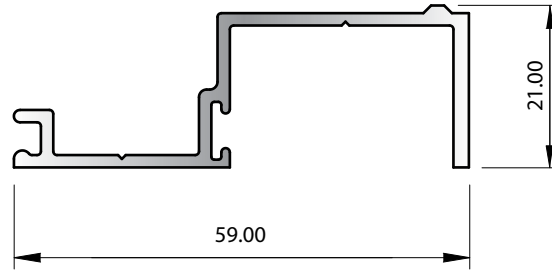


McKechnie®
Transforming Aluminium

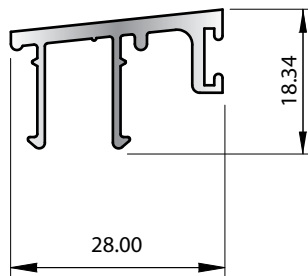
PWD No.2 Suite Group 2.9.2 Australia Only



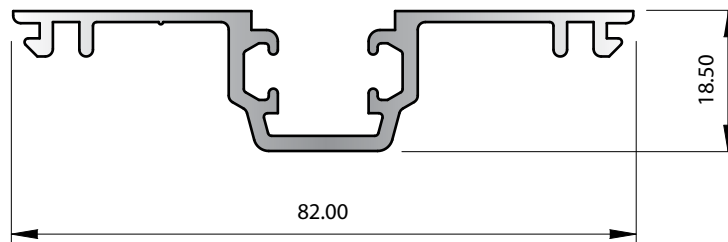
SECTION No. Z831
0.465 kg/m
P = 198.17
PWD 204



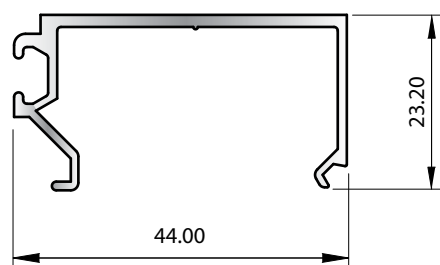
SECTION No. Z832
0.499 kg/m
P = 221.38
PWD 205



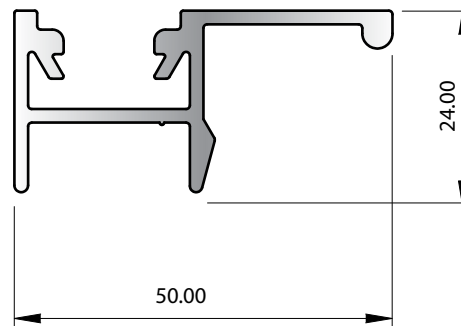
SECTION No. Z833
0.307 kg/m
P = 150.67
PWD 206



SECTION No. 9906
0.717 kg/m
P = 294
PWD 207

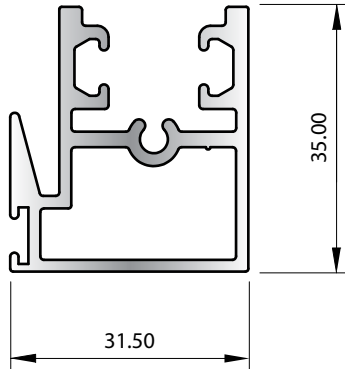


SECTION No. 9905
0.379 kg/m
P = 199
PWD 208

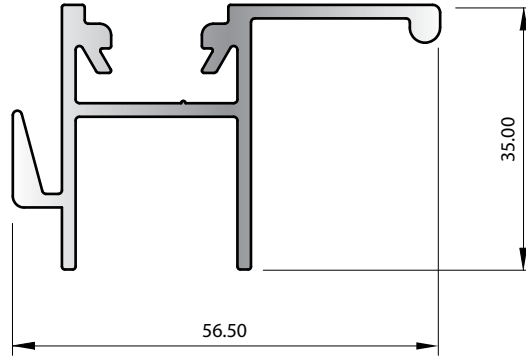


SECTION No. Z834
0.639 kg/m
P = 225.03
PWD 209

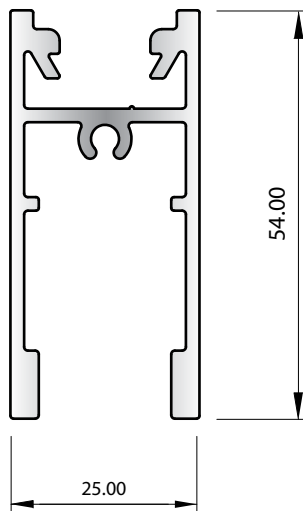
PWD No.2 Suite Group 2.9.3 Australia Only



SECTION No. Z835
0.833 kg/m
P = 243.71
PWD 210



SECTION No. Z836
0.836 kg/m
P = 300.22
PWD 211

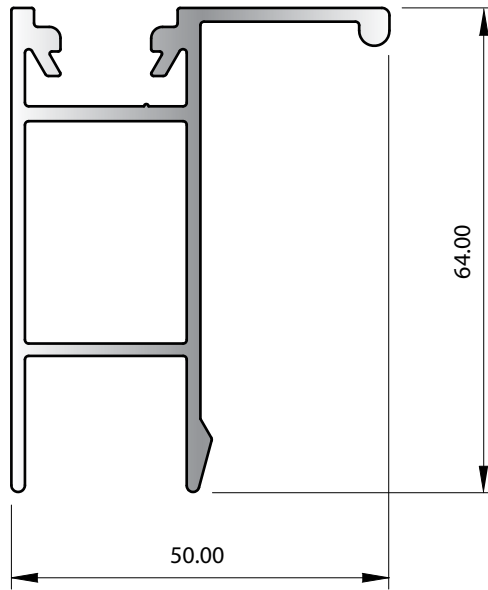


SECTION No. Z838
0.927 kg/m
P = 321.06
PWD 213

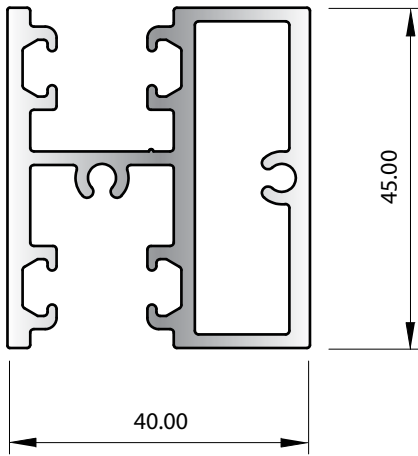


McKechnie®
Transforming Aluminium

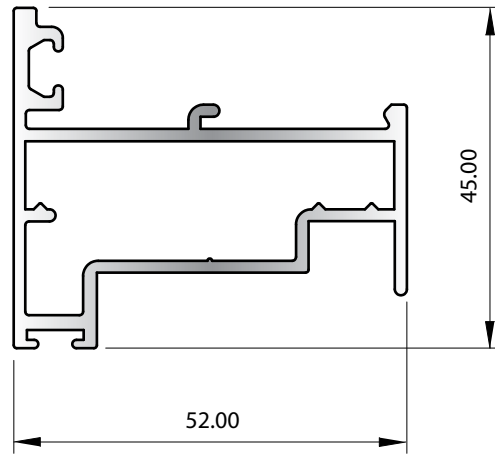
PWD No.2 Suite Group 2.9.4 Australia Only



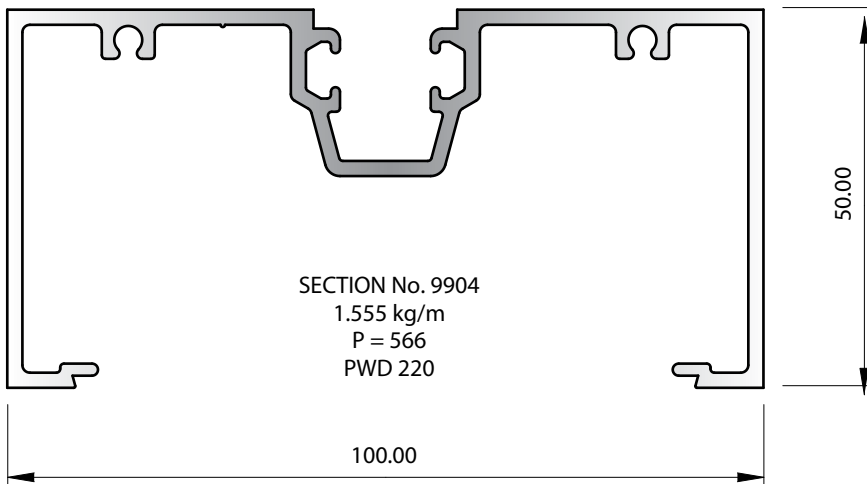
SECTION No. Z840
1.134 kg/m
P = 322.42
PWD 215



SECTION No. Z842
1.430 kg/m
P = 339.71
PWD 217

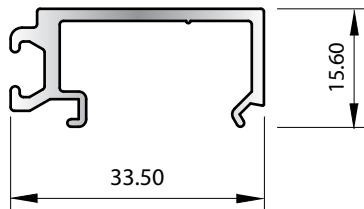


SECTION No. Z843
0.949 kg/m
P = 258
PWD 219

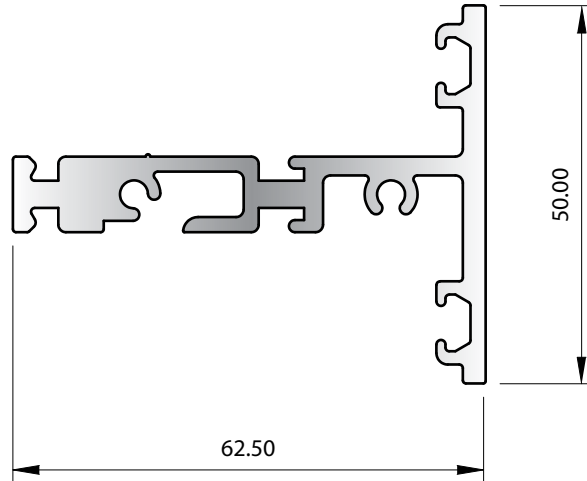


SECTION No. 9904
1.555 kg/m
P = 566
PWD 220

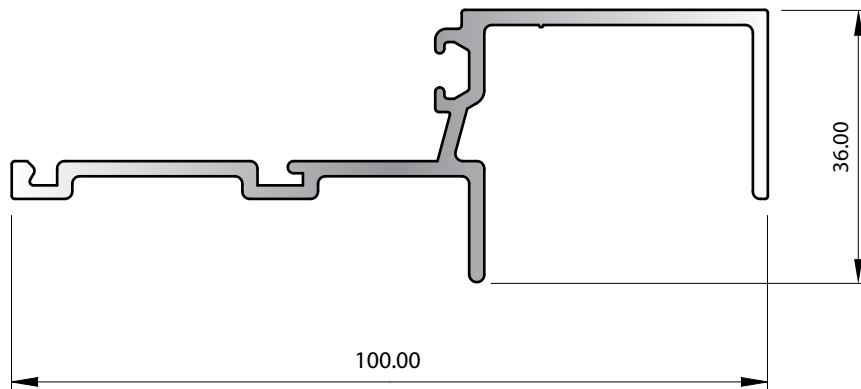
PWD No.2 Suite Group 2.9.5 Australia Only



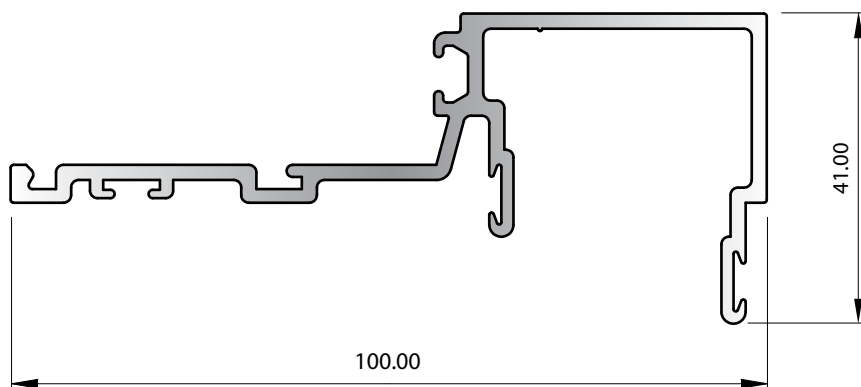
SECTION No. Z844
0.328 kg/m
P = 149.49
PWD 221



SECTION No. Z845
1.322 kg/m
P = 358.06
PWD 222



SECTION No. Z846
0.981 kg/m
P = 356.83
PWD 223

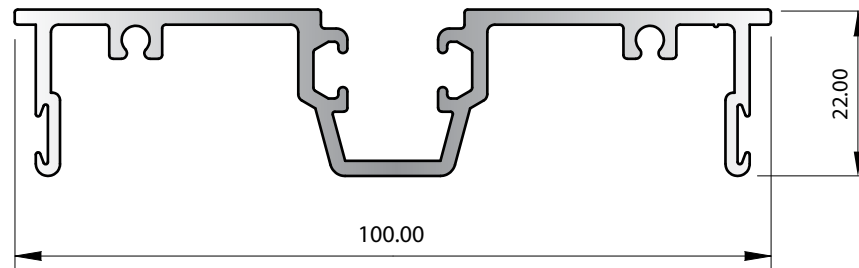


SECTION No. Z847
1.135 kg/m
P = 427.30
PWD 224

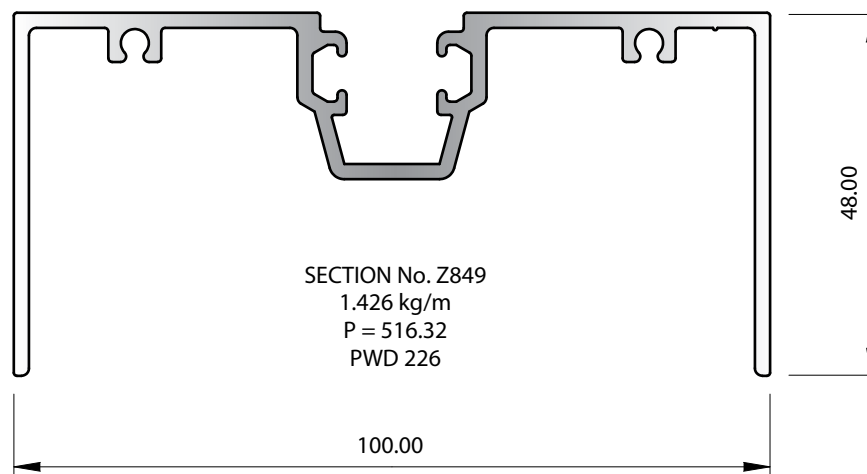


McKechnie®
Transforming Aluminium

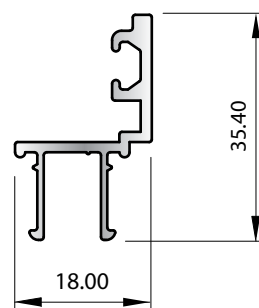
PWD No.2 Suite Group 2.9.6 Australia Only



SECTION No. Z848
1.155 kg/m
P = 430.01
PWD 225



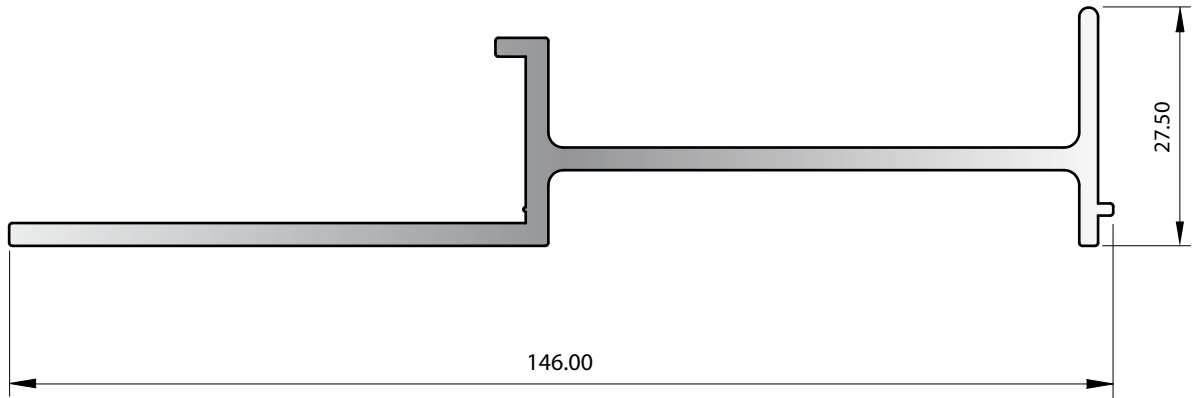
SECTION No. Z849
1.426 kg/m
P = 516.32
PWD 226



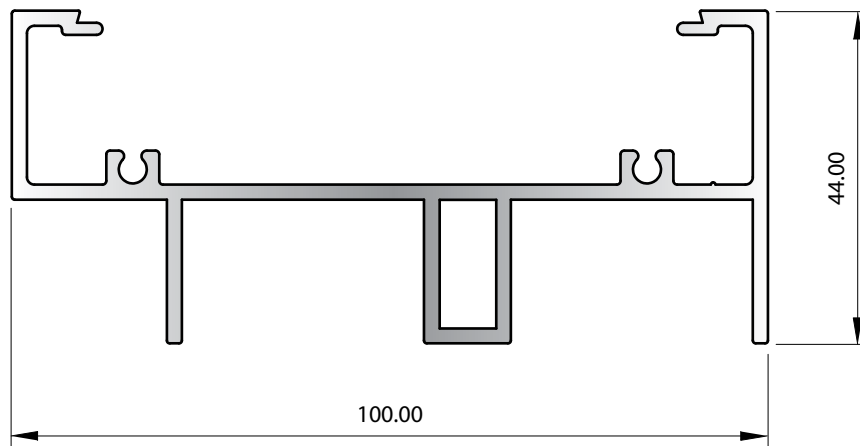
SECTION No. Z850
0.345 kg/m
P = 165.51
PWD 227

PWD No.2 Suite Group 2.9.7

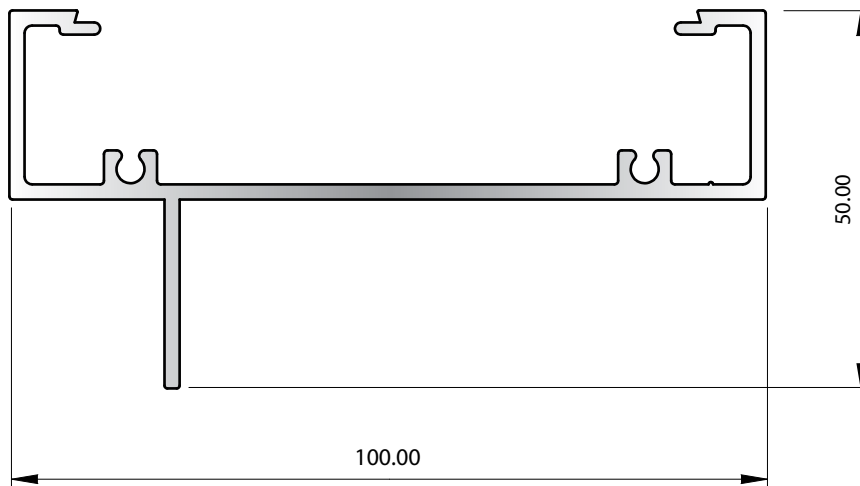
Australia Only



SECTION No. Z852
1.606 kg/m
P = 406.25
PWD 230



SECTION No. Z854
1.462 kg/m
P = 483.08
PWD 231

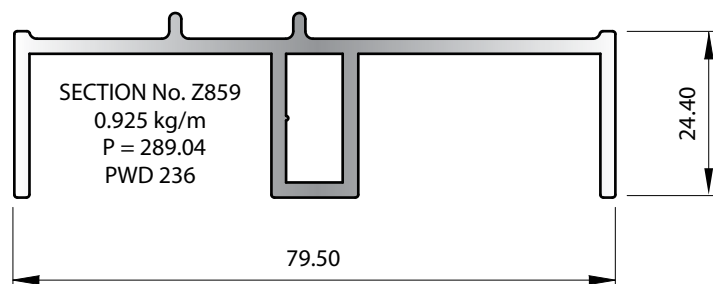
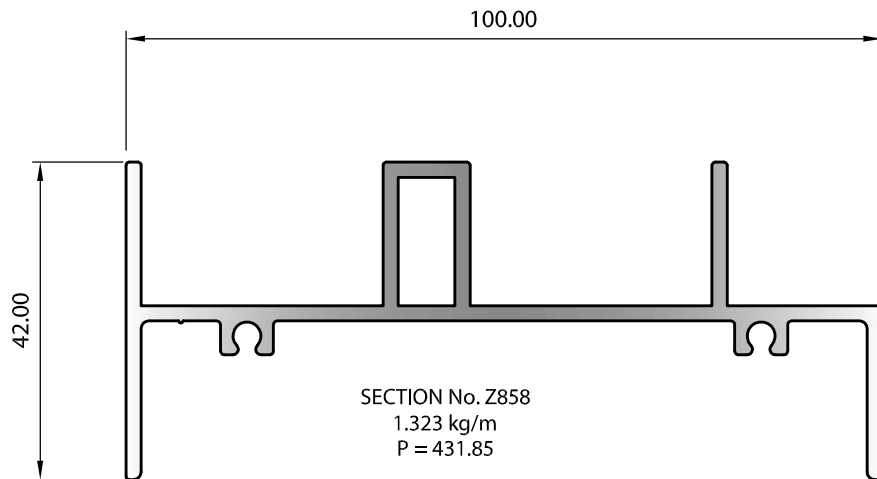
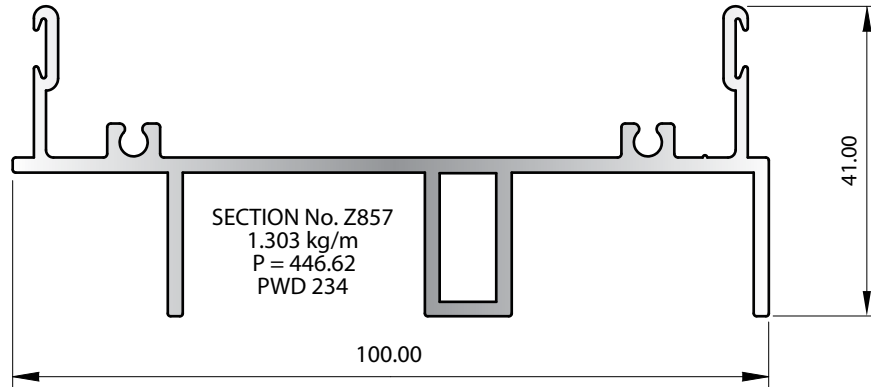
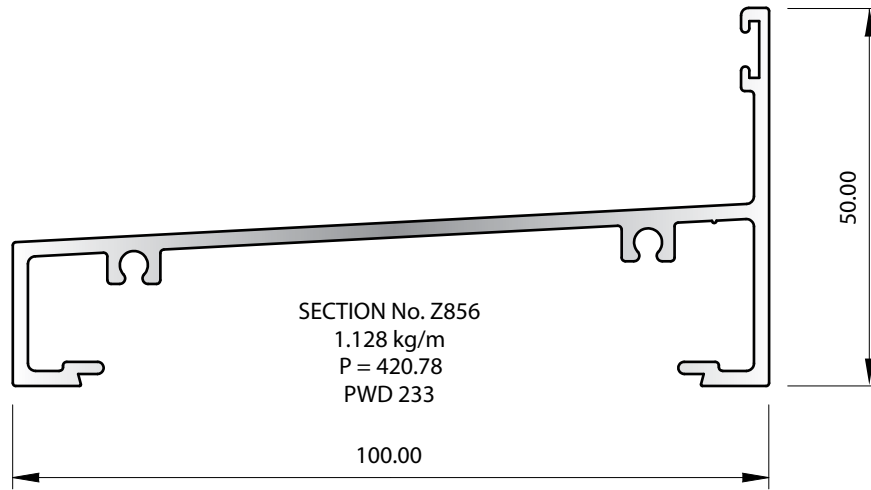


SECTION No. Z855
1.145 kg/m
P = 419.59
PWD 232

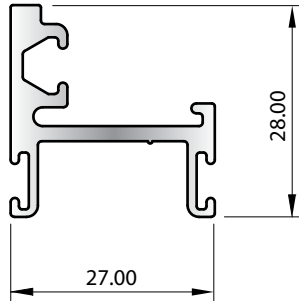


McKechnie®
Transforming Aluminium

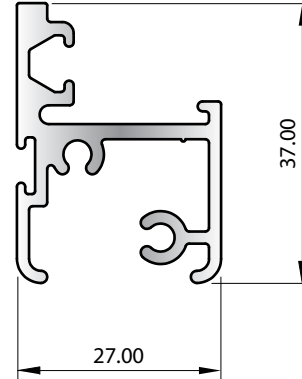
PWD No.2 Suite Group 2.9.8 Australia Only



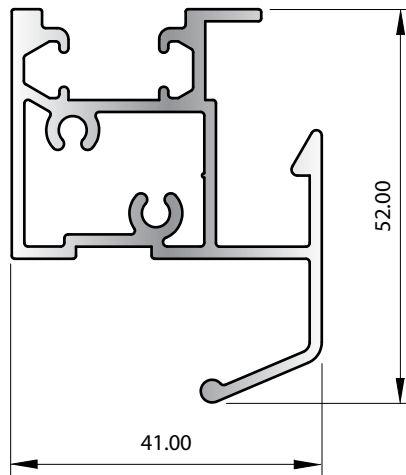
PWD No.2 Suite Group 2.9.9 Australia Only



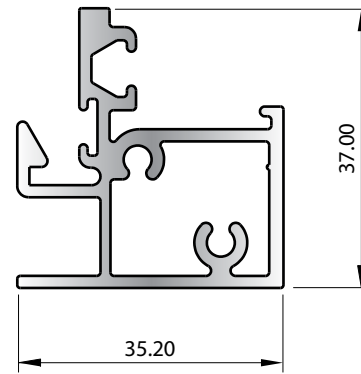
SECTION No. Z860
0.456 kg/m
P = 174.33
PWD 237



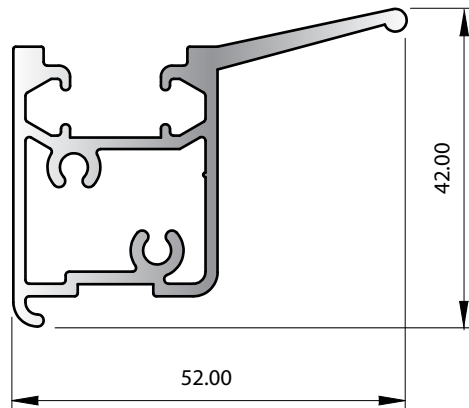
SECTION No. Z861
0.662 kg/m
P = 248.13
PWD 238



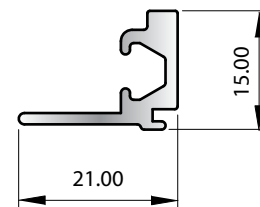
SECTION No. Z862
1.035 kg/m
P = 301.23
PWD 239



SECTION No. Z863
0.833 kg/m
P = 225.33
PWD 240



SECTION No. Z864
0.929 kg/m
P = 230.34
PWD 241

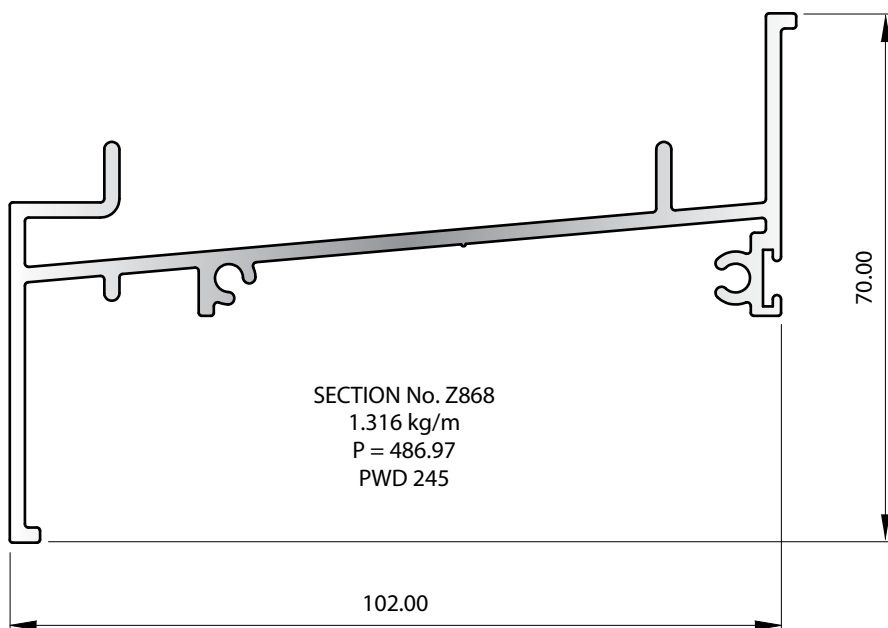

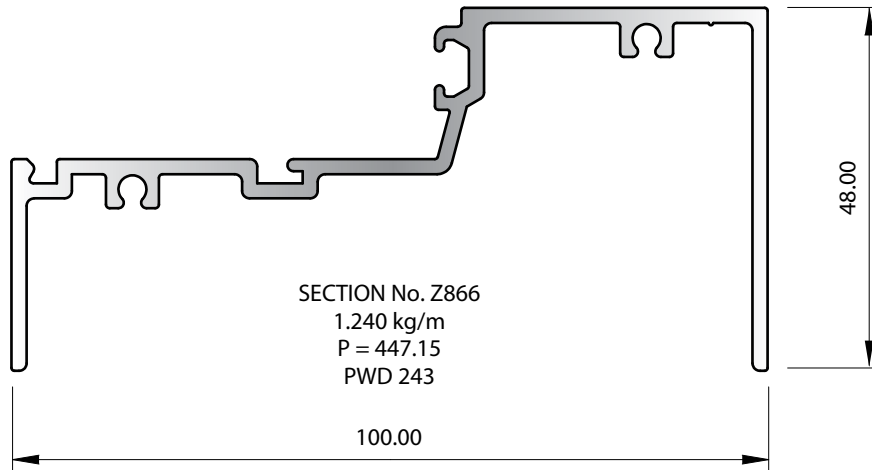


SECTION No. Z844
0.328 kg/m
P = 149.49
PWD 242

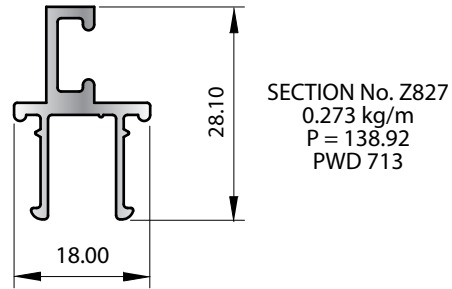
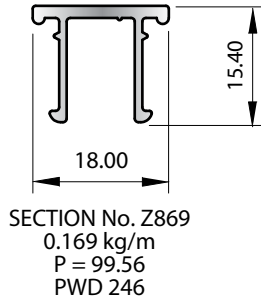


McKechnie®
Transforming Aluminium

PWD No.2 Suite Group 2.9.10 Australia Only



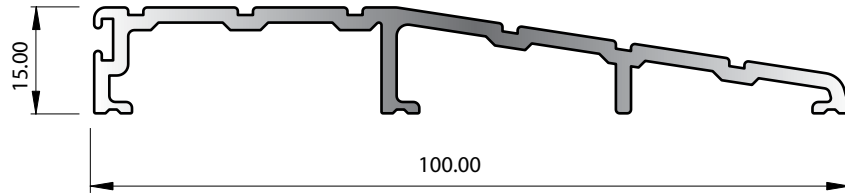
PWD No.2 Suite Group 2.9.11 Australia Only



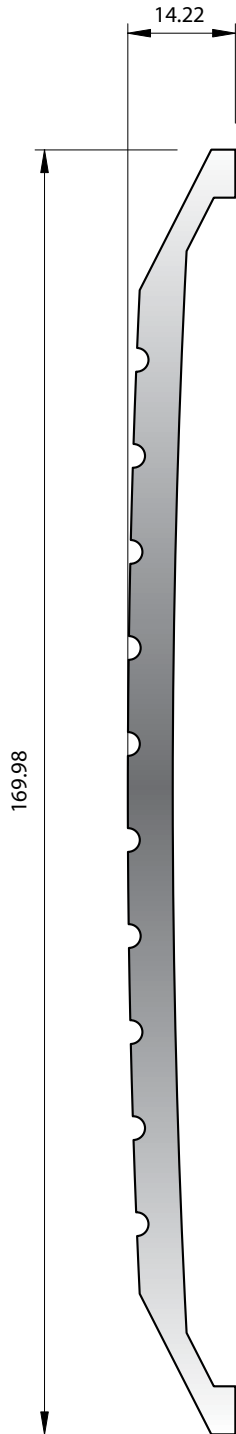


McKechnie®
Transforming Aluminium

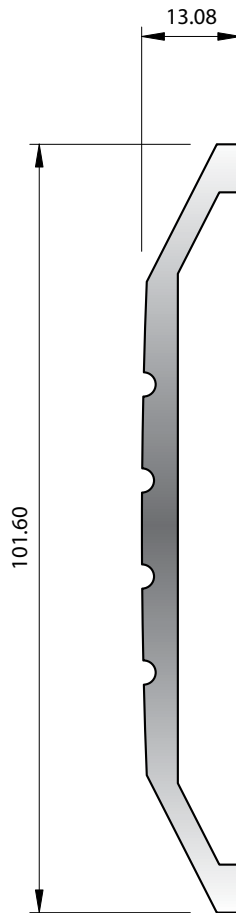
Thresholds Group 2.10.1



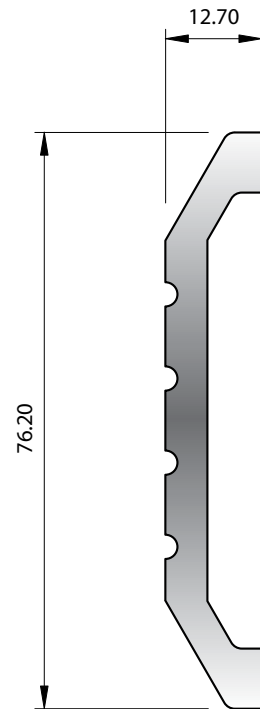
SECTION No. 34050
0.809 kg/m
P = 304.98



SECTION No. 0750
2.458 kg/m
P = 376



SECTION No. 0749
1.171 kg/m
P = 229



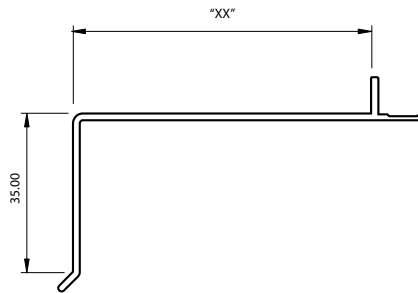
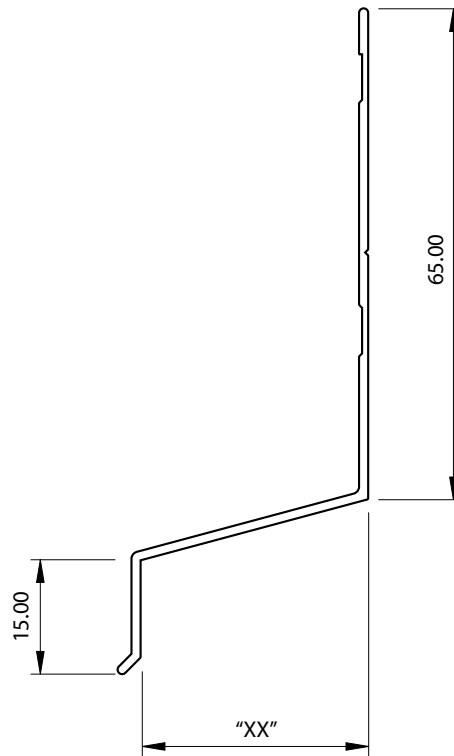
SECTION No. 0732
1.154 kg/m
P = 181

Head Flashings and Sill Pans Group 2.11.1

SECTION NO	"XX"	MASS kg/m	OUTSIDE PERM
35360	10.00	0.281	183.89
35361	15.00	0.298	194.38
35362	20.00	0.315	204.74
35363	25.00	0.332	215.09
35364	30.00	0.348	225.44
35365	35.00	0.379	235.87
35366	40.00	0.397	246.26
35300	45.00	0.429	256.70
35301	50.00	0.448	267.05
35302	55.00	0.464	275.46
35484	60.00	0.484	287.75
35367	65.00	0.530	290.81
35368	70.00	0.557	308.24
35369	75.00	0.578	319.01
36814	80.00	0.597	329.36
37069	85.00	0.617	339.71
37070	90.00	0.637	350.07
37080	95.00	0.704	360.51

SECTION NO	"XX"	MASS kg/m	OUTSIDE PERM
35303	66.00	0.495	251.13
35962	84.00	0.568	287.13
35432	105.30	0.694	329.92
37724	119.10	0.754	357.52


SECTION NO	MASS kg/m	OUTSIDE PERM
50212	0.525	172.96
50285	0.552	209.91
34461B	0.424	220.47





BUILDING INTERIOR

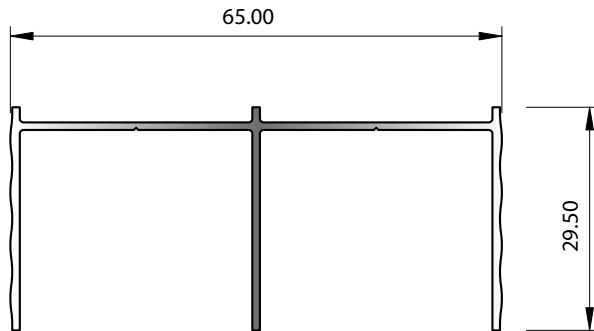
McKechnie®
Transforming Aluminium



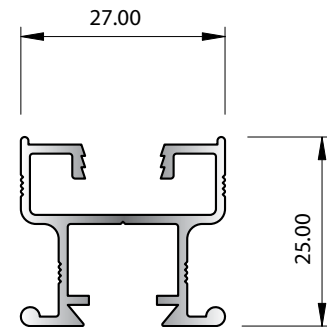


McKechnie®
Transforming Aluminium

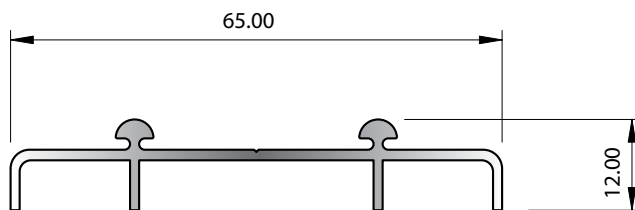
Sliding Door and Wardrobe Sections Group 3.3.1



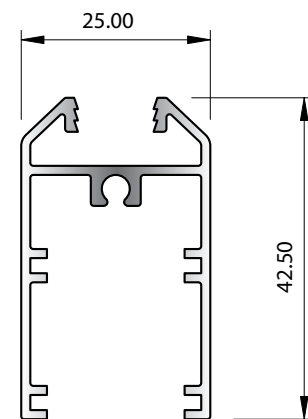
SECTION No. K500
0.427 kg/m
P = 300.50



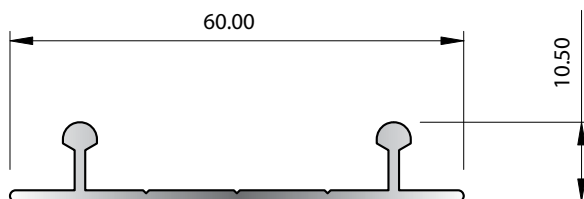
SECTION No. K502
0.391 kg/m
P = 231.10



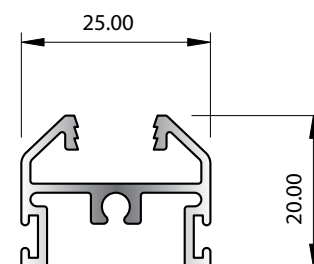
SECTION No. K501
0.393 kg/m
P = 206.40



SECTION No. K503
0.494 kg/m
P = 290

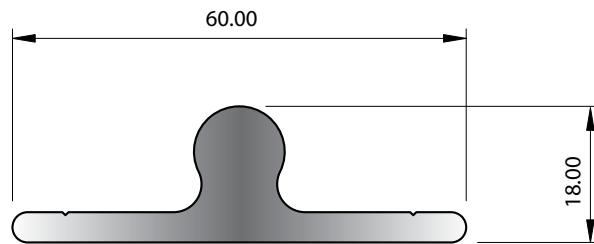


SECTION No. J657
0.352 kg/m
P = 146.62

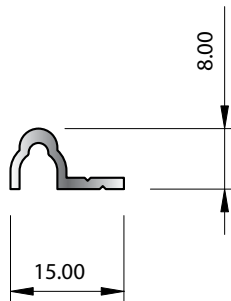


SECTION No. K504
0.330 kg/m
P = 190.30

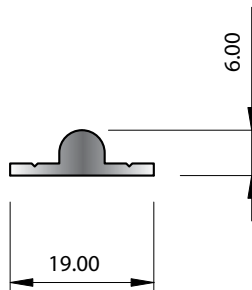
Sliding Door and Wardrobe Sections Group 3.3.2



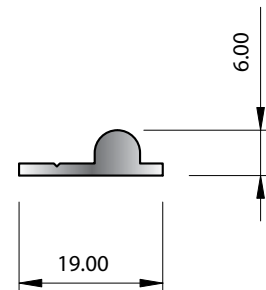
SECTION No. N999
1.039 kg/m
P = 147.20




SECTION No. N043
0.093 kg/m
P = 52.26



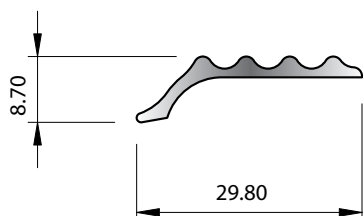
SECTION No. 6756
0.142 kg/m
P = 48



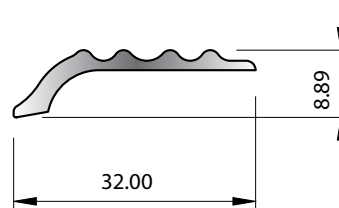
SECTION No. 6856
0.143 kg/m
P = 48



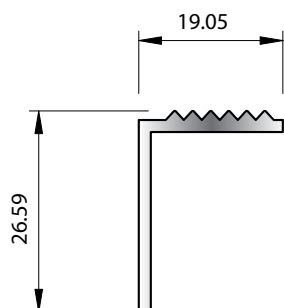
Stair Treads and Nosings Group 3.4.1



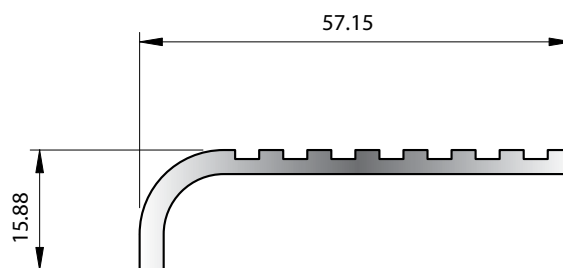
SECTION No. J830
0.160 kg/m
P = 70.50



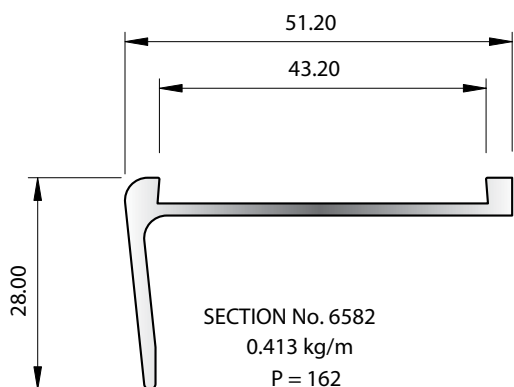
SECTION No. 6167
0.187 kg/m
P = 74.10



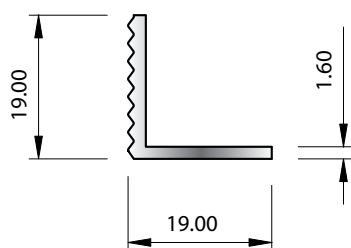
SECTION No. 0329
0.209 kg/m
P = 95



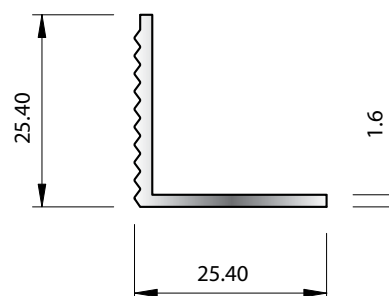
SECTION No. 0360
0.493 kg/m
P = 155



SECTION No. 6582
0.413 kg/m
P = 162

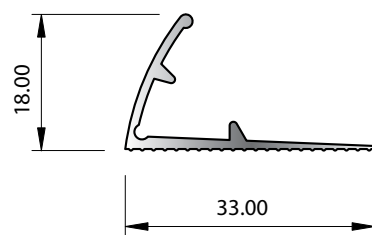
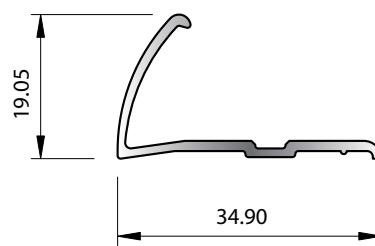
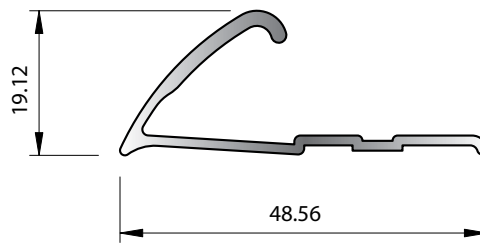
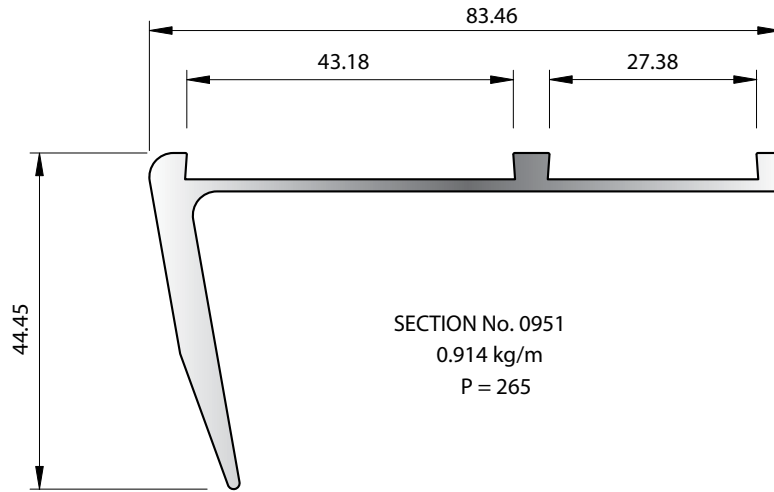


SECTION No. K967
0.174 kg/m
P = 78.30




SECTION No. K968
0.234 kg/m
P = 104.80

Stair Treads and Nosings Group 3.4.2

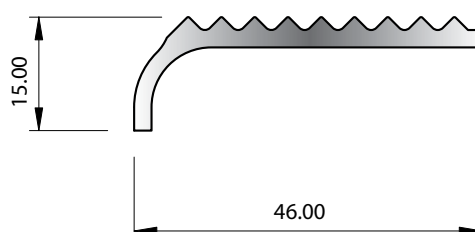


* SOME SPECIAL TOLERANCES APPLY

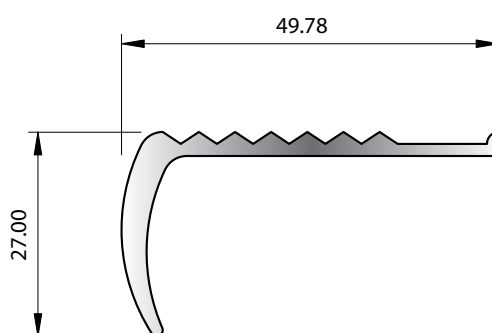


McKechnie®
Transforming Aluminium

Stair Treads and Nosings Group 3.4.3

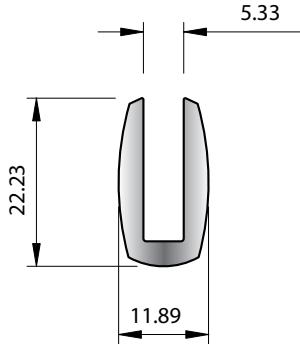


SECTION No. K733
0.420 kg/m
P = 123.33

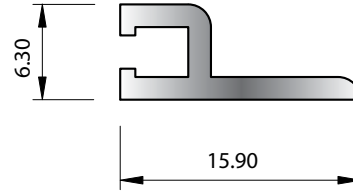


SECTION No. 0733
0.489 kg/m
P = 152.94

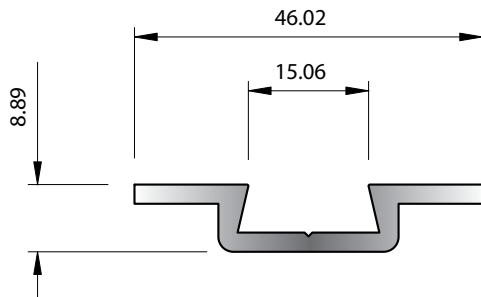
Trims and Mouldings Group 3.5.1



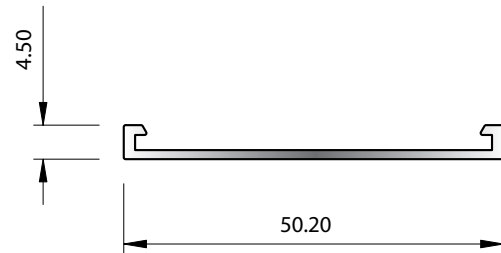
SECTION No. 1245
0.364 kg/m
P = 97



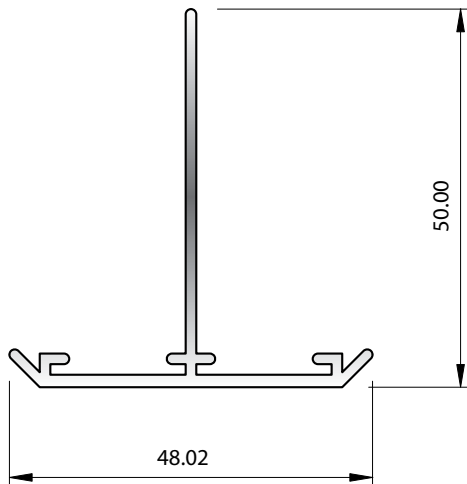
SECTION No. 9051
2 x ACTUAL SIZE
0.102 kg/m
P = 54



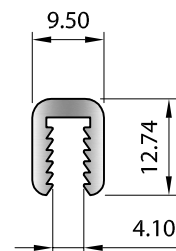
SECTION No. 2304
0.423 kg/m
P = 124



SECTION No. G338*
0.201 kg/m
P = 121.67



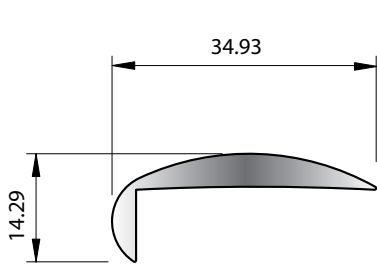
SECTION No. 7587
0.433 kg/m
P = 229



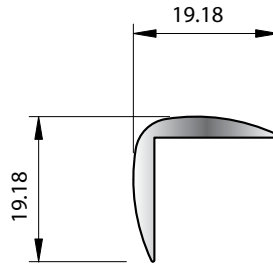
SECTION No. 37028
0.178 kg/m
P = 73.52



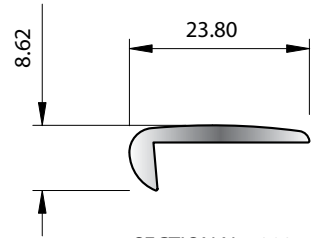
Trims and Mouldings Group 3.5.2



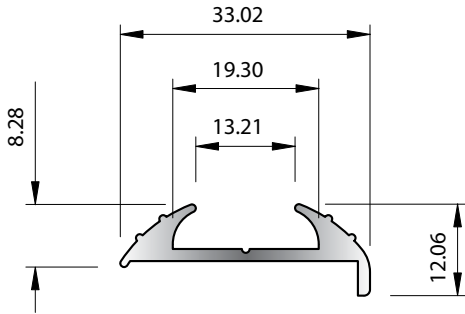
SECTION No. 0330
0.342 kg/m
P = 88



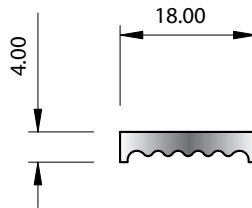
SECTION No. 0327
0.199 kg/m
P = 70



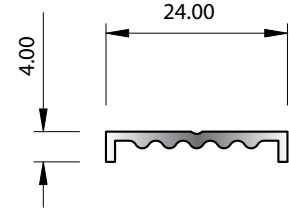
SECTION No. 2024
0.192 kg/m
P = 60.35



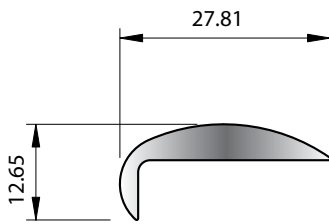
SECTION No. 3015
0.270 kg/m
P = 104



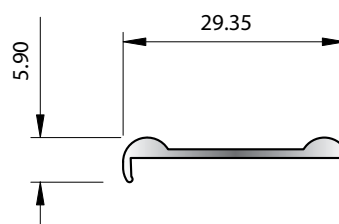
SECTION No. 8966
0.143 kg/m
P = 47.70



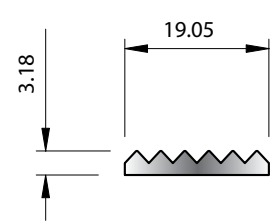
SECTION No. 7106
0.119 kg/m
P = 64.10



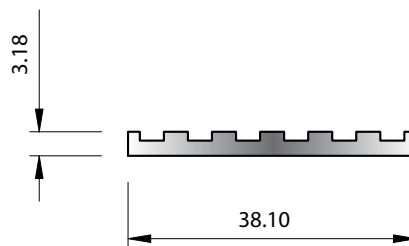
SECTION No. K731
0.292 kg/m
P = 70.90



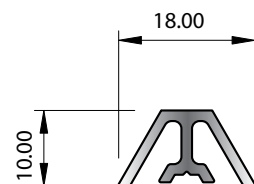
SECTION No. K732
0.132 kg/m
P = 68.80



SECTION No. 1100
0.124 kg/m
P = 50



SECTION No. 2049
0.267 kg/m
P = 97

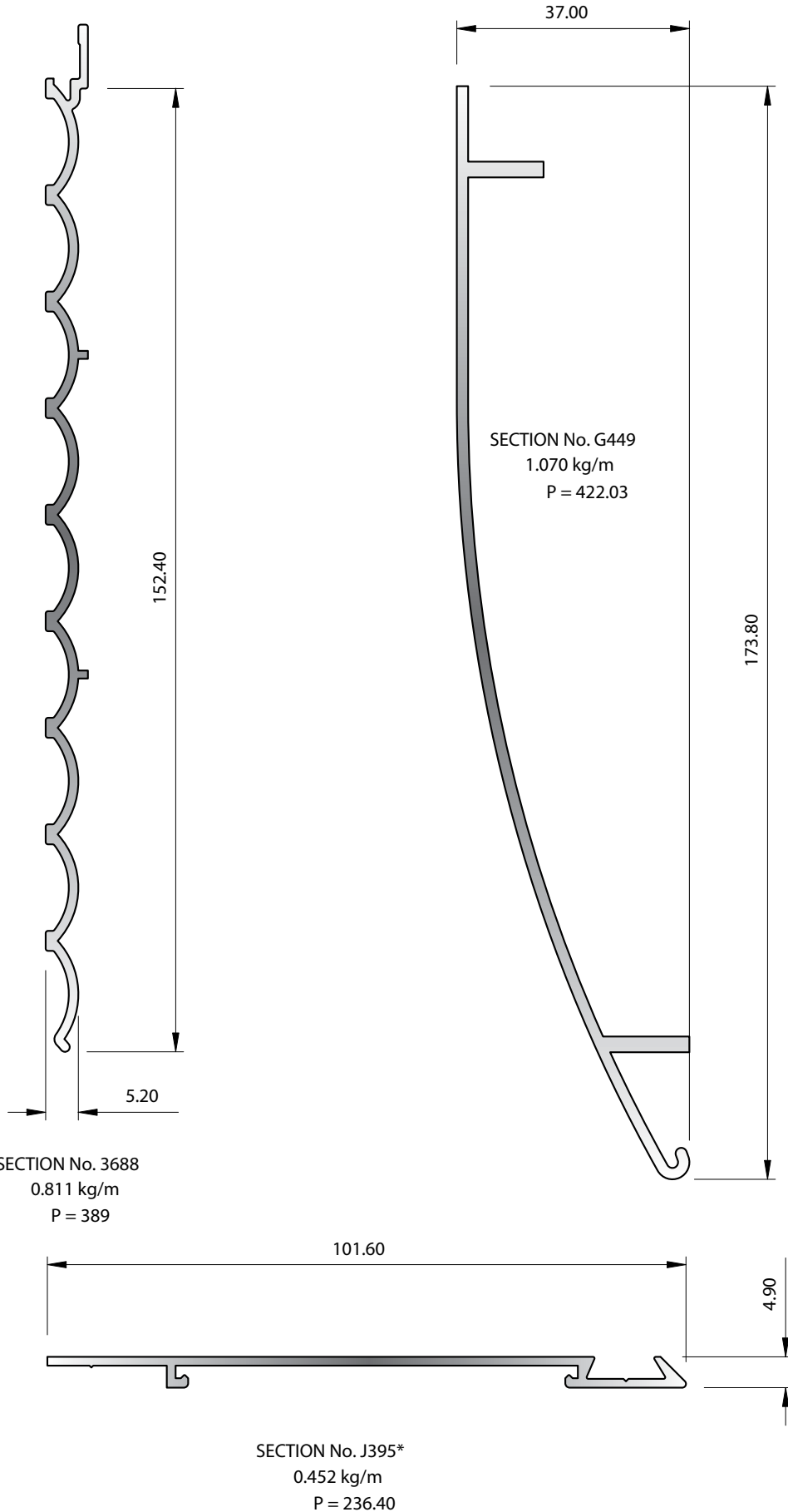


SECTION No. J059
0.157 kg/m
P = 82.90



McKechnie®
Transforming Aluminium

Trims and Mouldings Group 3.5.3



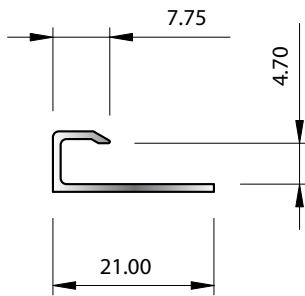
Trims and Mouldings Group 3.5.3

* SOME SPECIAL TOLERANCES APPLY

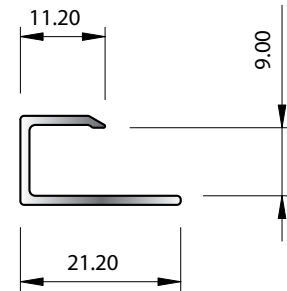


McKechnie®
Transforming Aluminium

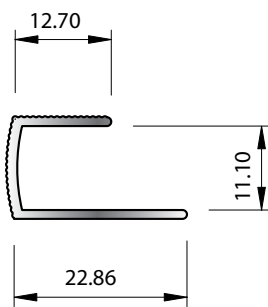
Wallboard Joints Group 3.6.1



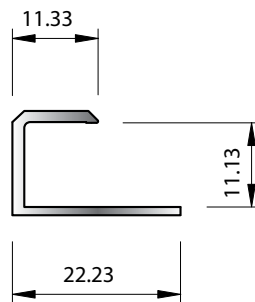
SECTION No. 1826
0.091 kg/m
P = 68.19



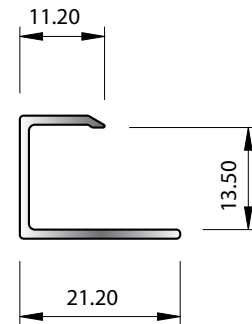
SECTION No. 5386
0.134 kg/m
P = 84



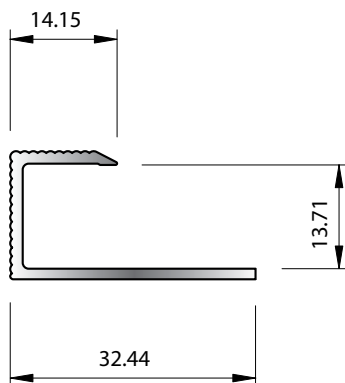
SECTION No. 3854
0.154 kg/m
P = 99



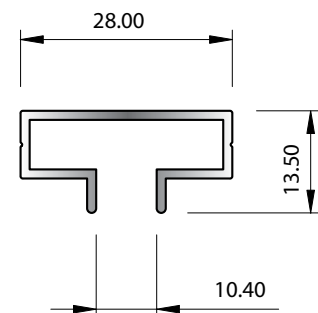
SECTION No. 0785
0.153 kg/m
P = 90



SECTION No. 5387
0.148 kg/m
P = 93

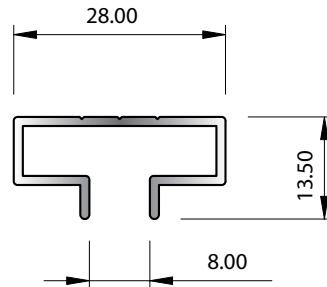


SECTION No. 2158
0.240 kg/m
P = 125.01

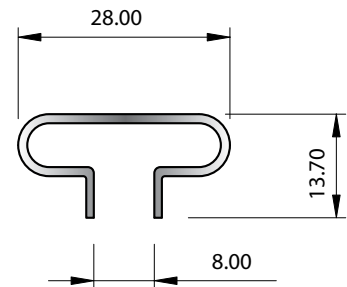


SECTION No. Z132
0.227 kg/m
P = 141.75

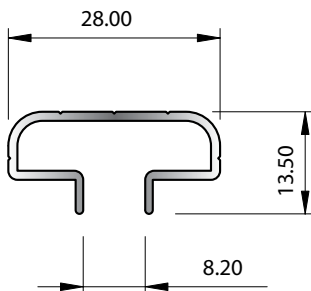
Wallboard Joints Group 3.6.2



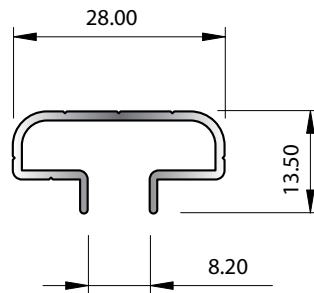
SECTION No. K607*
0.226 kg/m
P = 141.20



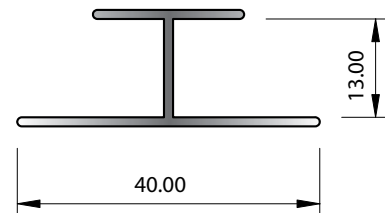
SECTION No. G451*
0.204 kg/m
P = 130.55



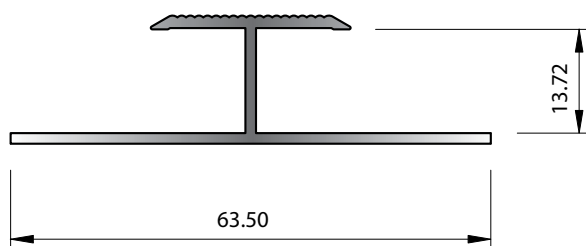
SECTION No. K080
0.176 kg/m
P = 134.94



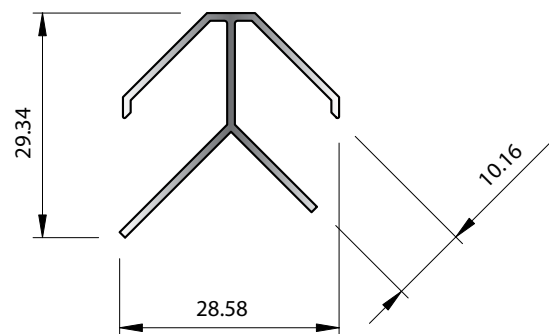
SECTION No. 30040
0.207 kg/m
P = 134.03



SECTION No. 6864
0.235 kg/m
P = 146




SECTION No. 2159
0.397 kg/m
P = 211

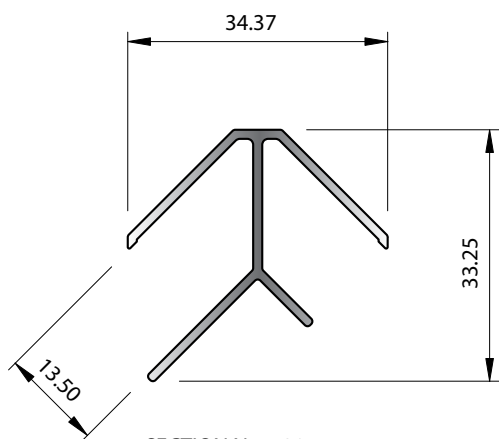


SECTION No. 1983
0.249 kg/m
P = 183

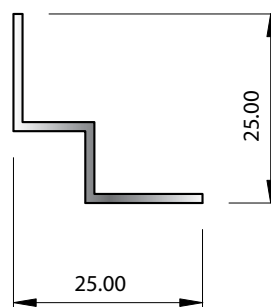
* SOME SPECIAL TOLERANCES APPLY



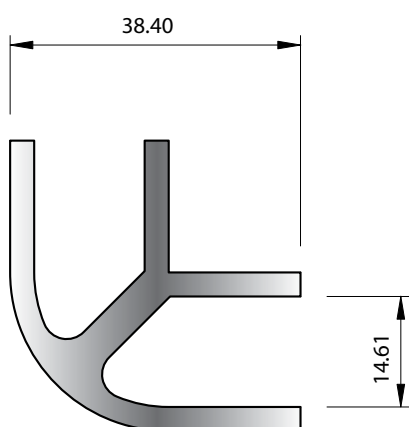
Wallboard Joints Group 3.6.3



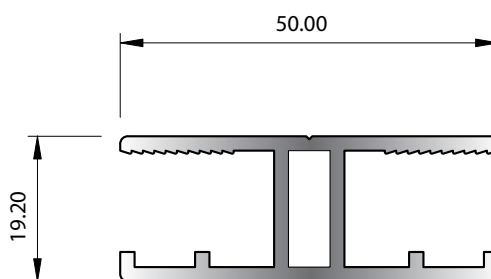
SECTION No. 5384
0.304 kg/m
P = 188



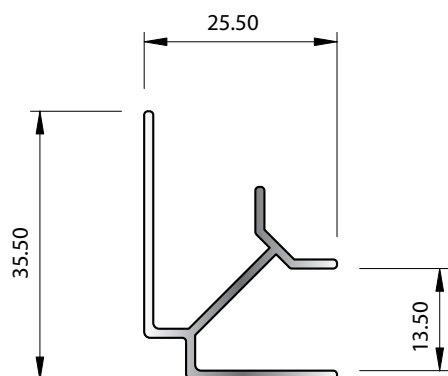
SECTION No. 8317
0.158 kg/m
P = 100



SECTION No. 1063
1.095 kg/m
P = 234

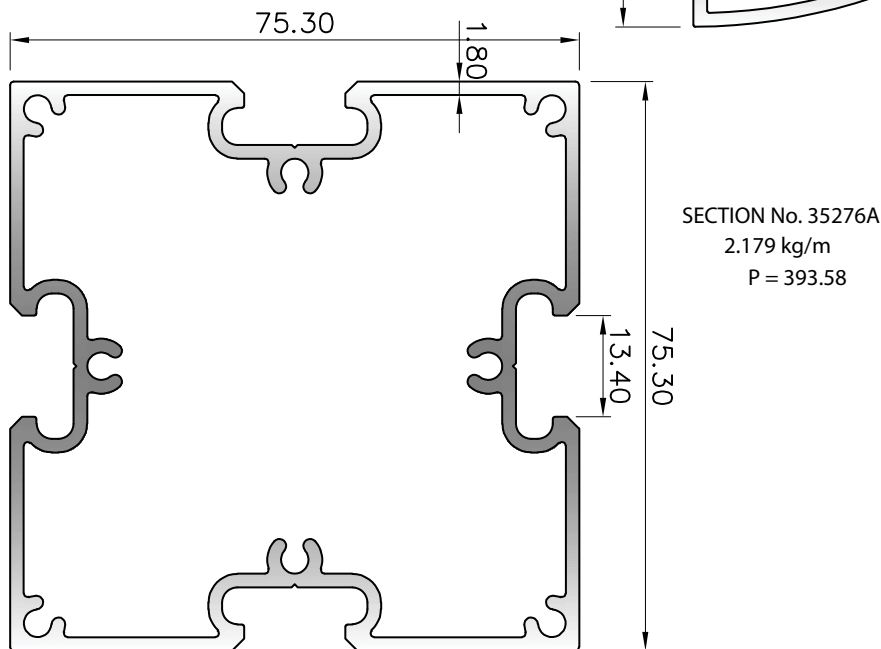
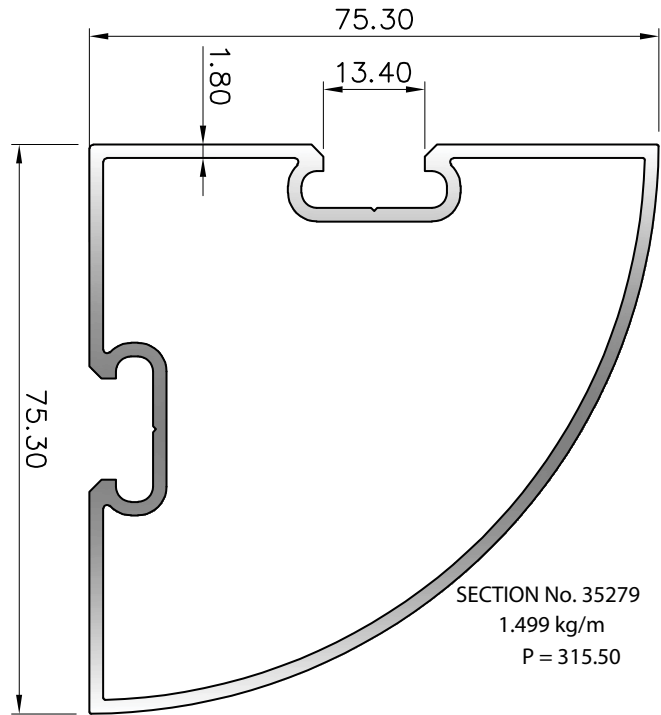
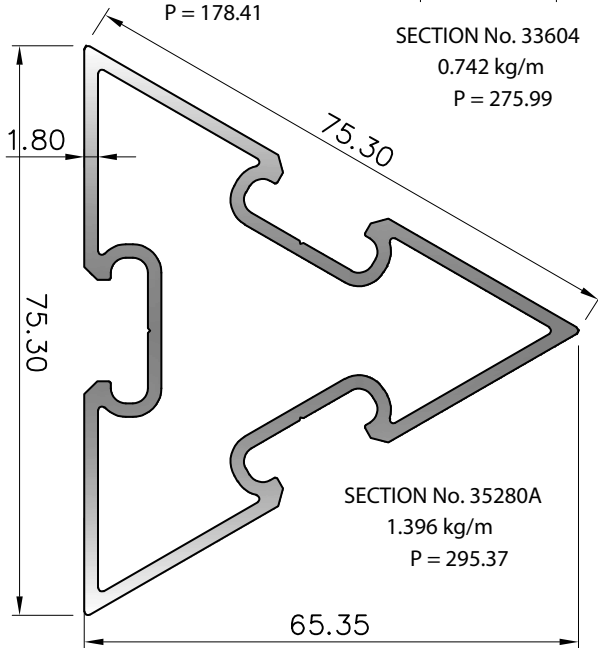
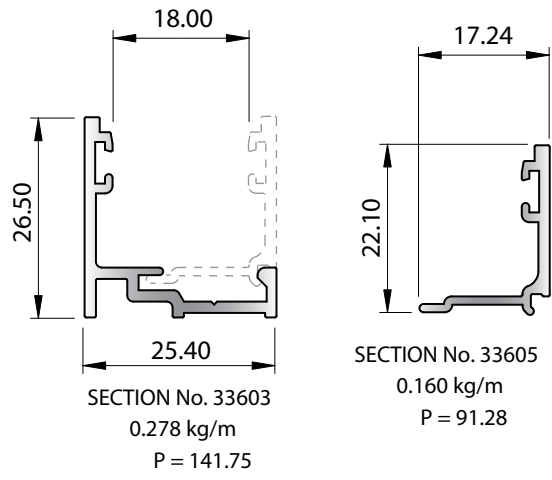
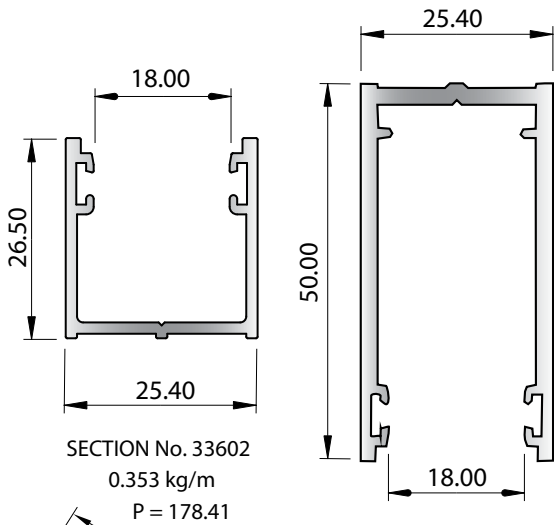


SECTION No. X248
0.730 kg/m
P = 241.92



SECTION No. 5380
0.299 kg/m
P = 184


Internal Glazing 3.7.1 & Partition Posts 3.8.1





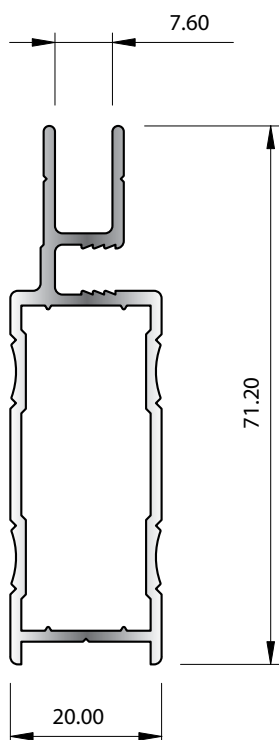
McKechnie®
Transforming Aluminium

SECURITY

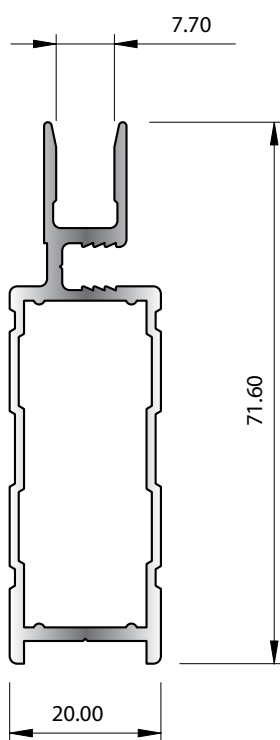




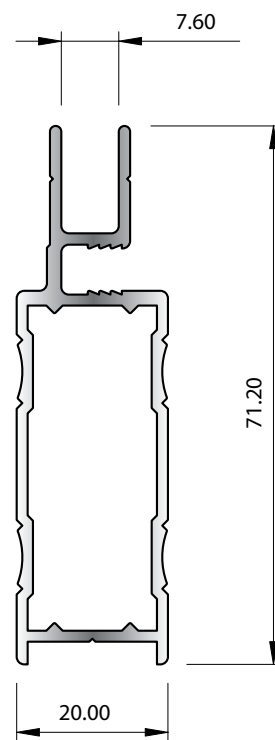
Security Doors and Windows Group 4.1.1



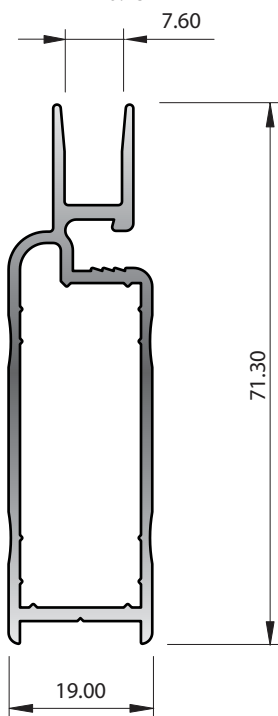
SECTION No. Z785*
ACCEPTS STAKING ANGLE 6868
0.749 kg/m
P = 240.25



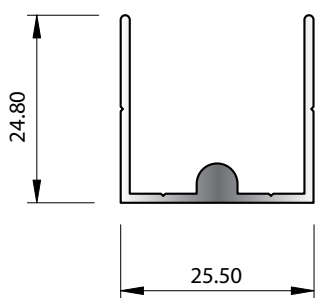
SECTION No. Z340*
0.751 kg/m
P = 240.51



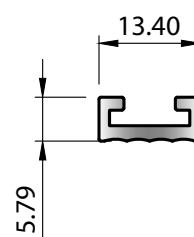
SECTION No. 8039*
ACCEPTS STAKING ANGLES 6256 & 6868
0.768 kg/m
P = 240.30



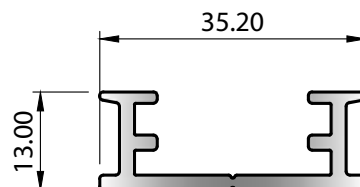
SECTION No. 33423
0.744 kg/m
P = 227.67



SECTION No. K801
0.285 kg/m
P = 153.10



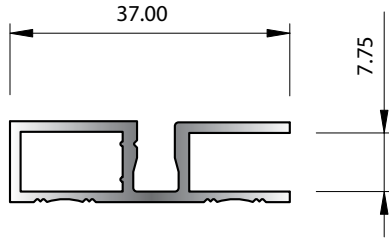
SECTION No. 38959
0.115 kg/m
Ext. P = 52.86 mm



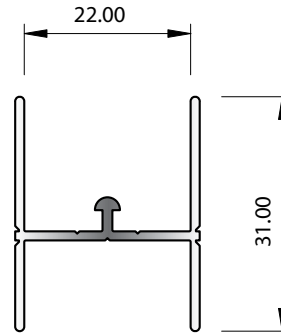
SECTION No. 37209A
0.382 kg/m
Ext. P = 147.9 mm

* SOME SPECIAL TOLERANCES APPLY

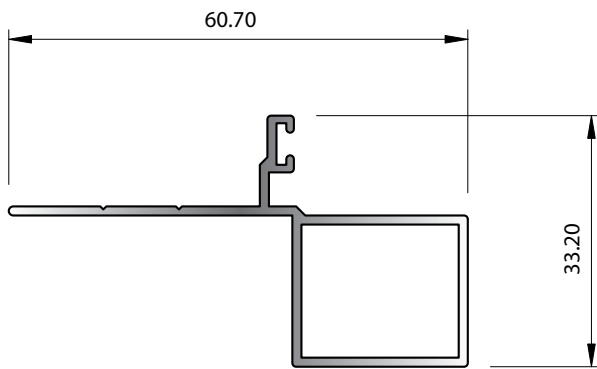
Security Doors and Windows Group 4.1.2



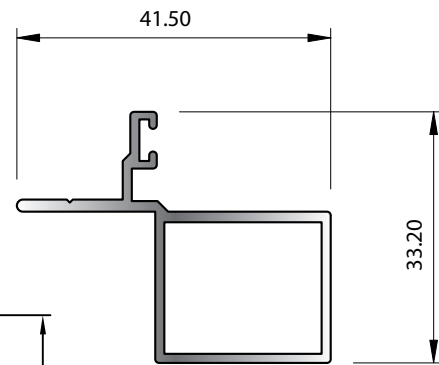
SECTION No. 5663
ACCEPTS STAKING ANGLE 6180
0.351 kg/m
P = 143.50



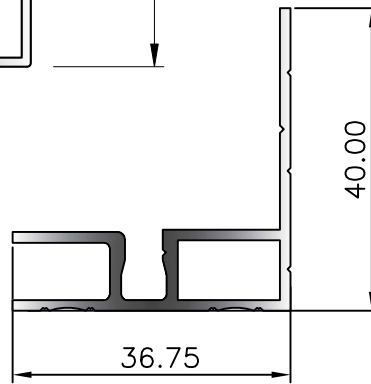
SECTION No. X332
0.290 kg/m
P = 182.98



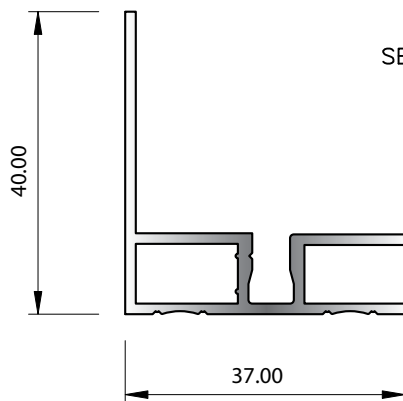
SECTION No. Z063
0.452 kg/m
P = 200.71



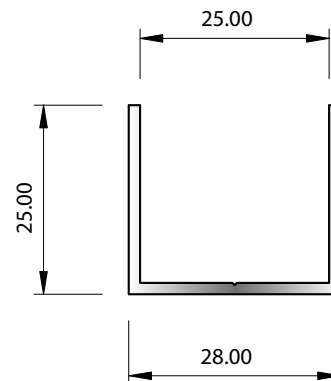
SECTION No. Z921
0.417 kg/m
P = 161.69



SECTION No. 6179B
0.450 kg/m
P = 194.42



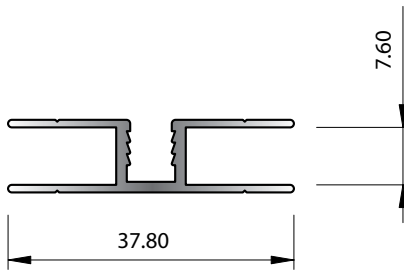
SECTION No. Z399
ACCEPTS STAKING ANGLE X124
0.464 kg/m
P = 201.44



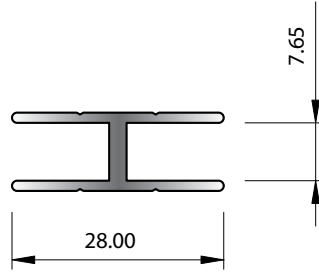
SECTION No. Z008
0.309 kg/m
P = 153.25



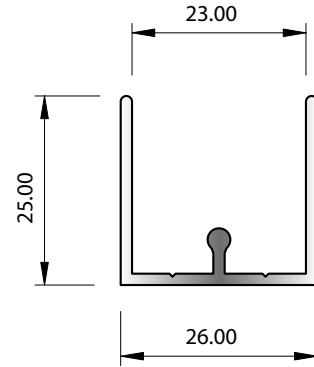
Security Doors and Windows Group 4.1.3



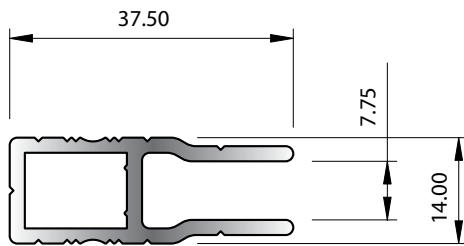
SECTION No. 6488
0.260 kg/m
P = 171.55



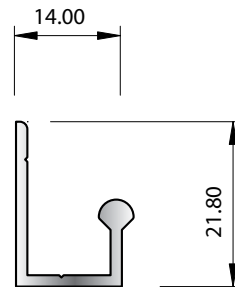
SECTION No. X574
0.249 kg/m
P = 126.32



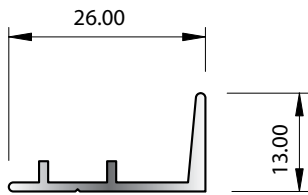
SECTION No. G141
0.326 kg/m
P = 160.96



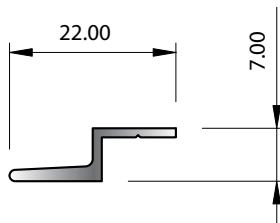
SECTION No. G253
ACCEPTS STAKING ANGLE 6180
0.500 kg/m
P = 194.49



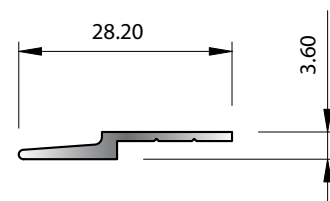
SECTION No. K802
0.199 kg/m
P = 94.20



SECTION No. K803
0.158 kg/m
P = 87.40

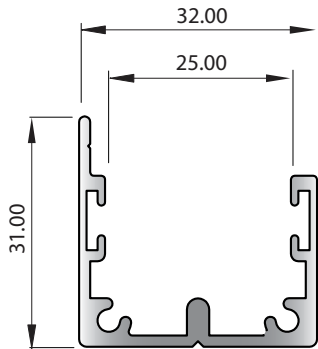


SECTION No. K804
0.106 kg/m
P = 56.70

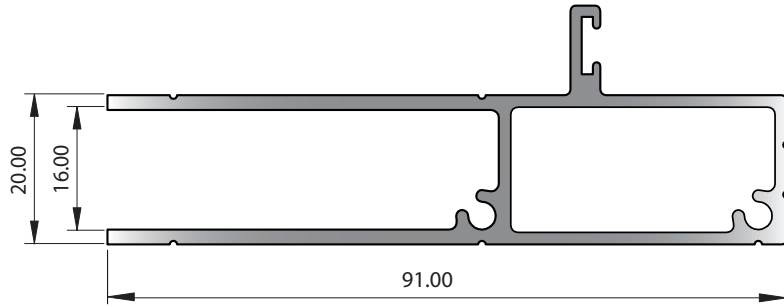


SECTION No. K805
0.116 kg/m
P = 62.50

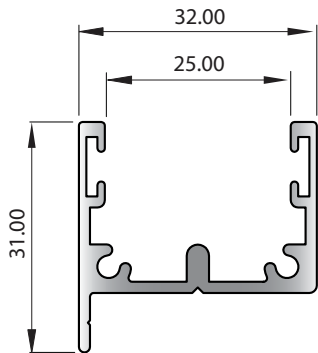
Security Doors and Windows Group 4.1.4



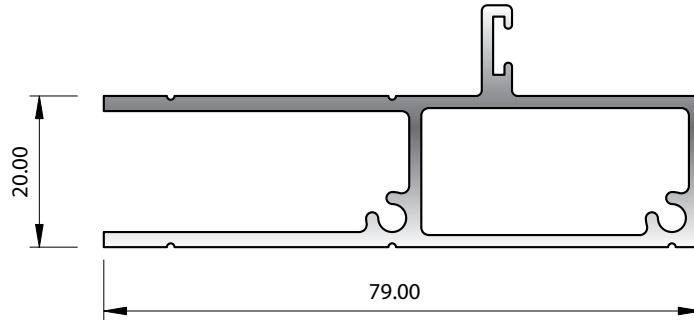
SECTION No. 33629
0.483 kg/m
P = 217.75



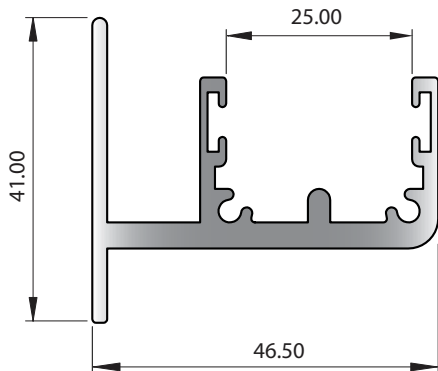
SECTION No. 33630
1.200 kg/m
P = 369.10



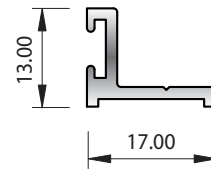
SECTION No. 33627
0.483 kg/m
P = 217.96



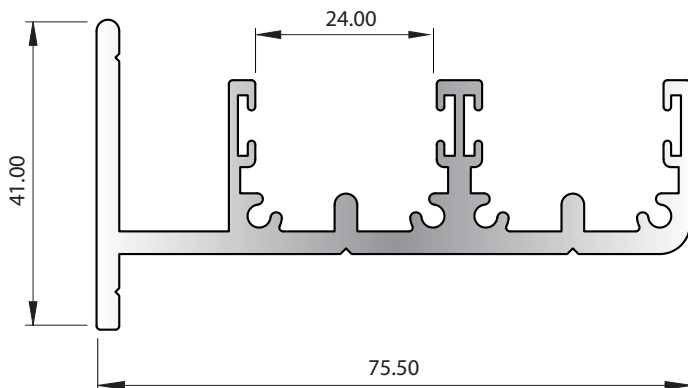
SECTION No. J007
1.022 kg/m
P = 320.58



SECTION No. 33628
0.936 kg/m
P = 295.94



SECTION No. 6136
0.150 kg/m
P = 72.23

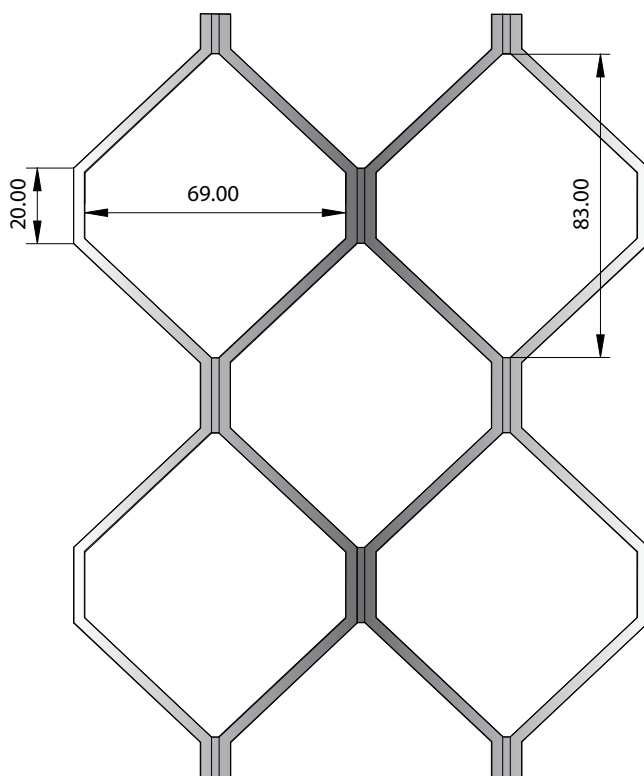


SECTION No. 34689
1.521 kg/m
P = 453.62



McKechnie®
Transforming Aluminium

Security Mesh Group 4.2.1



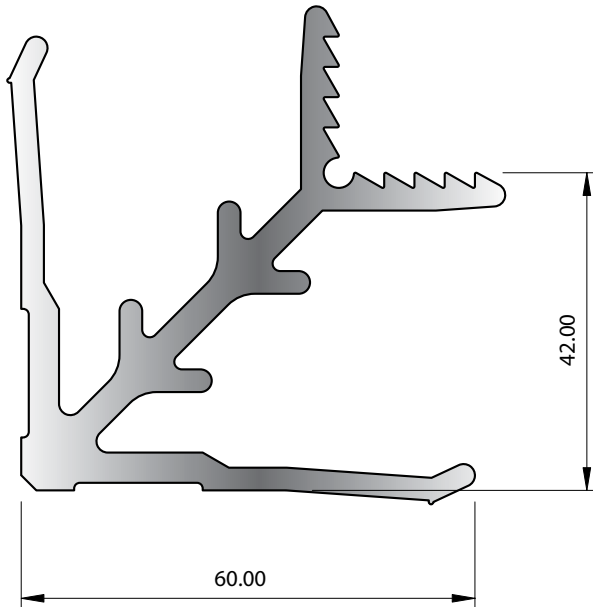
SHEET SIZES IN mm.

750x2073
750x4000
920x2073
920x4000
1250x2073
1250x4000

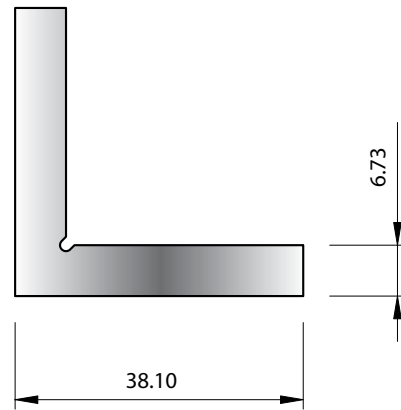
007 SECURITY MESH

SCALE 2:1

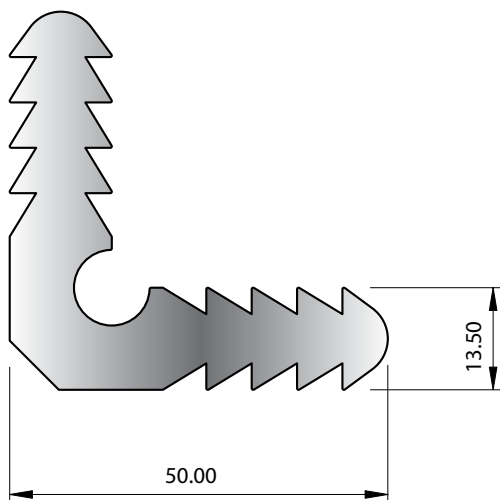
Staking Angles Group 4.3.1



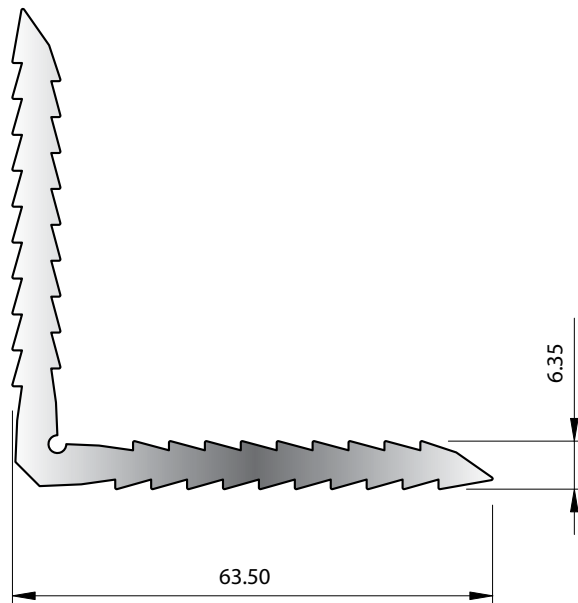
SECTION No. 6256
TO FIT WITH SECTION No. K067 & 6867
2.278 kg/m
P = 464.16



SECTION No. 2075
1.258 kg/m
P = 155



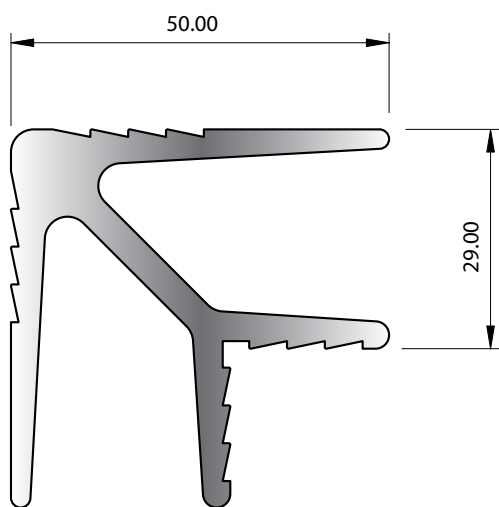
SECTION No. 6180
TO FIT WITH SECTION No. 5663
2.352 kg/m
P = 268



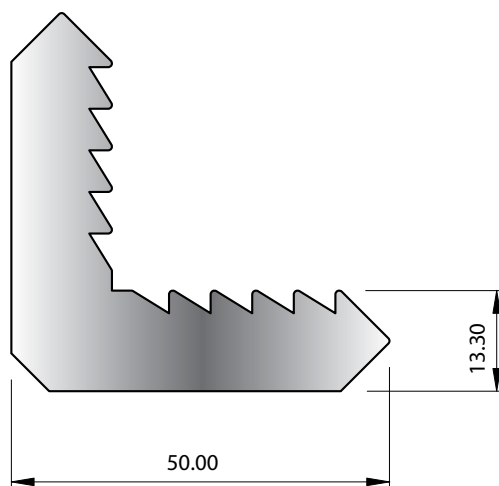
SECTION No. 9126
1.582 kg/m
P = 296



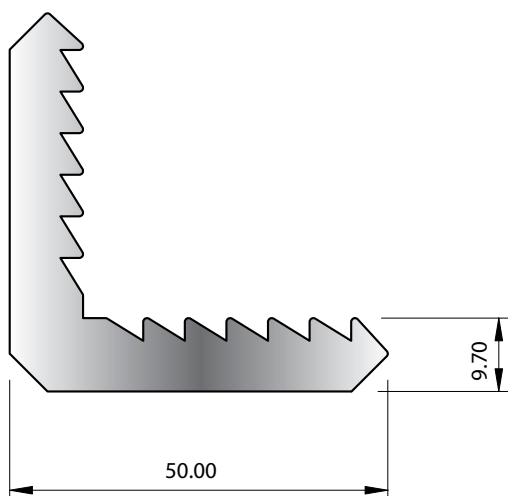
Staking Angles Group 4.3.2



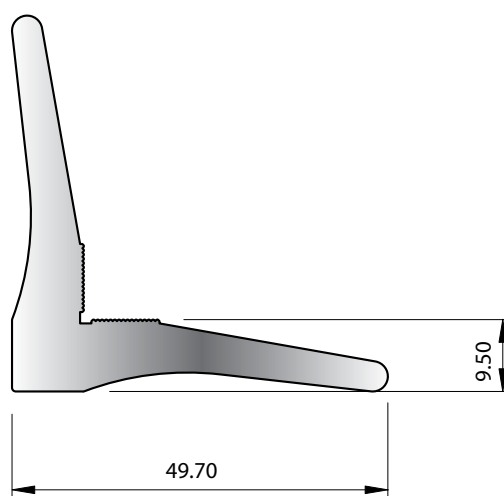
SECTION No. J688*
TO FIT WITH SECTION No. 9775
1.747 kg/m
P = 338.30



SECTION No. X124*
TO FIT WITH SECTION No. 5663, N775 & X817
2.666 kg/m
P = 218.14



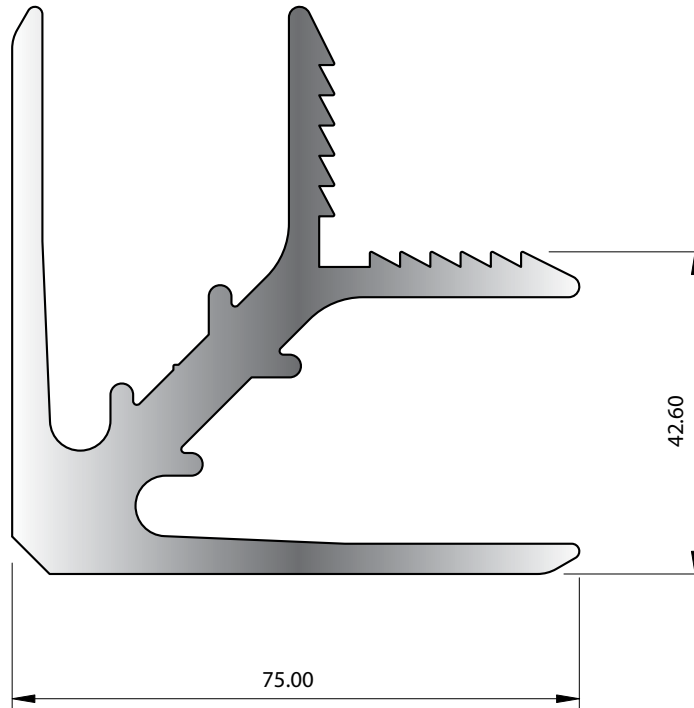
SECTION No. X372*
TO FIT WITH SECTION No. X511
1.987 kg/m
P = 229.84



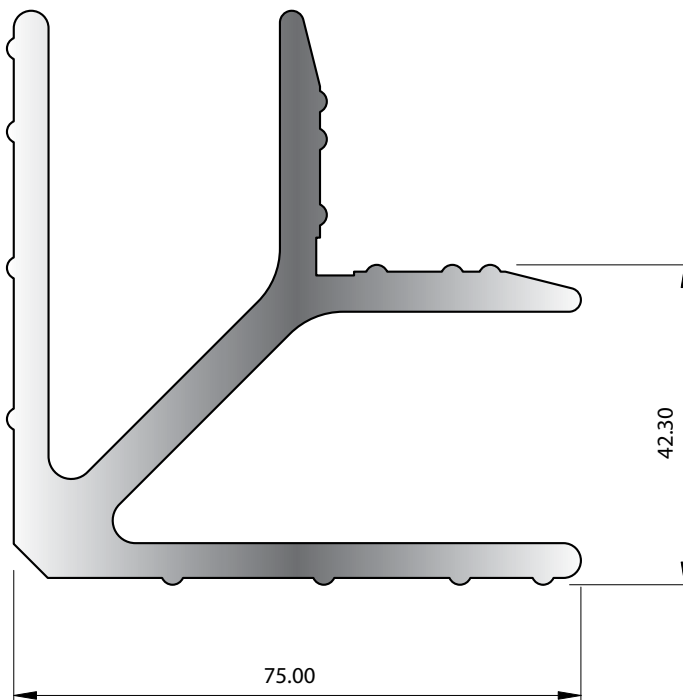
SECTION No. X429
TO FIT WITH SECTION No. J058
1.475 kg/m
P = 192.90

* SOME SPECIAL TOLERANCES APPLY


Staking Angles Group 4.3.3



SECTION No. X390*
3.825 kg/m
P = 539.66

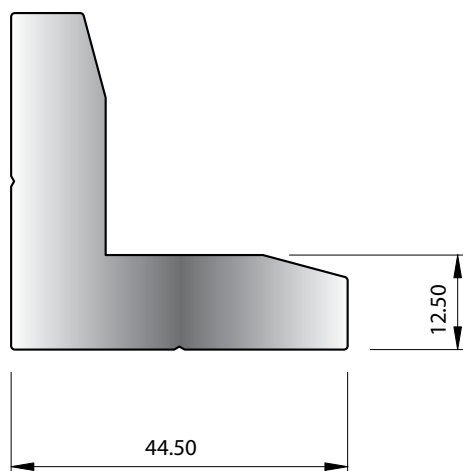


SECTION No. N637*
TO FIT WITH SECTION No. K067, K144
3.598 kg/m
P = 512.22

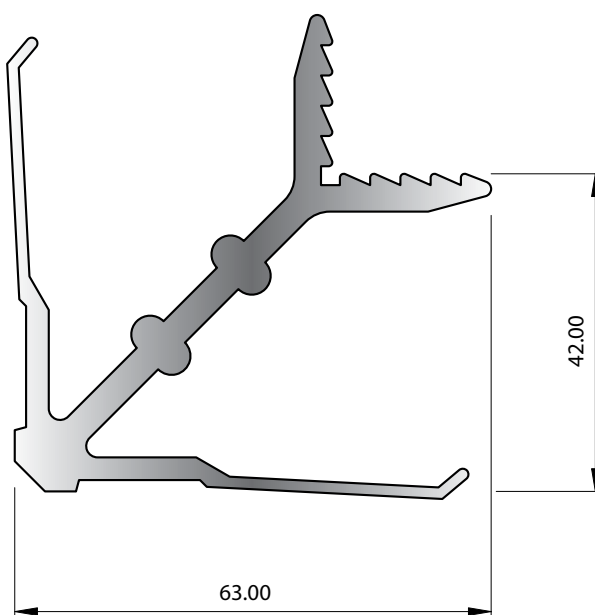


McKechnie®
Transforming Aluminium

Staking Angles Group 4.3.4



SECTION No. G463*
2.498 kg/m
P = 172.35



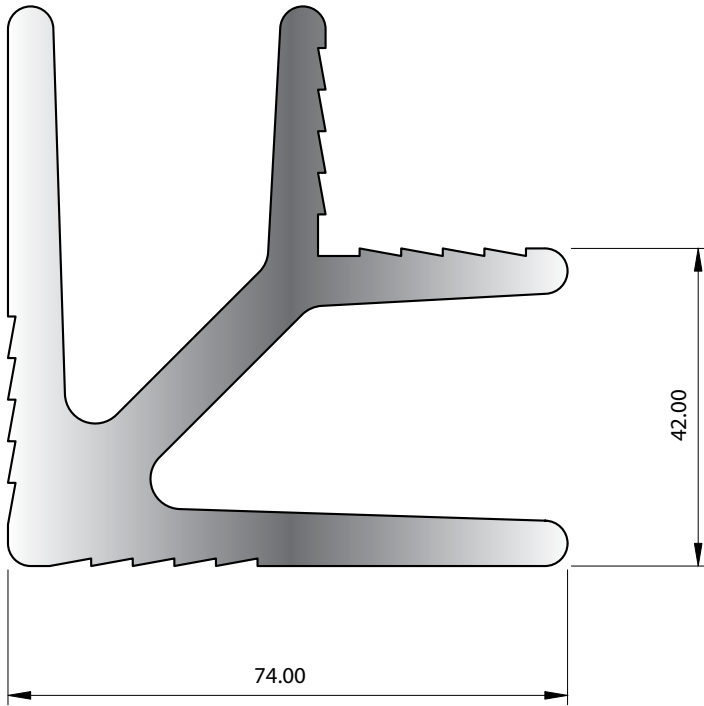
SECTION No. G465*
1.828 kg/m
P = 438.33

* SOME SPECIAL TOLERANCES APPLY

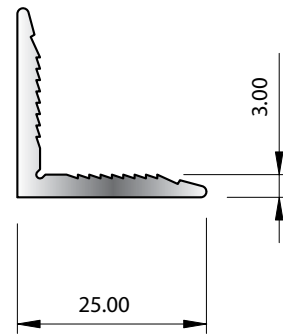


McKechnie®
Transforming Aluminium

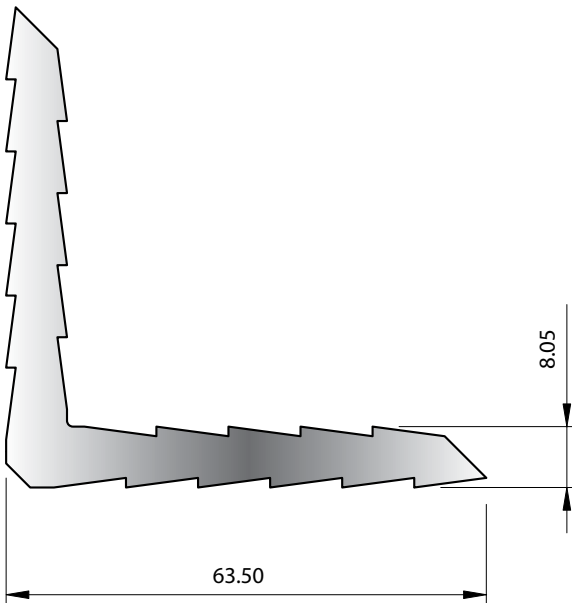
Staking Angles Group 4.3.5



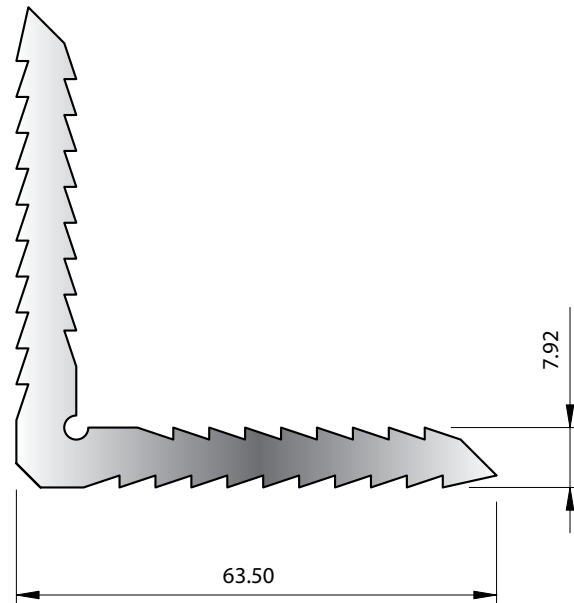
SECTION No. 6868*
4.730kg/m
P = 489.18



SECTION No. 6497
0.329 kg/m
P = 108



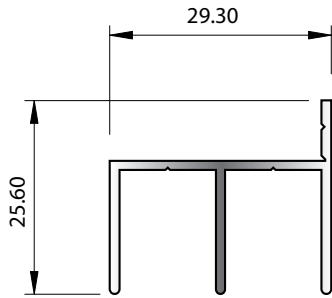
SECTION No. 1528
2.093 kg/m
P = 265



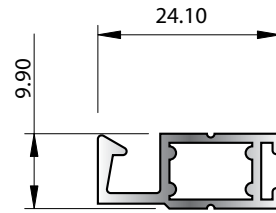
SECTION No. 1754
1.999 kg/m
P = 312



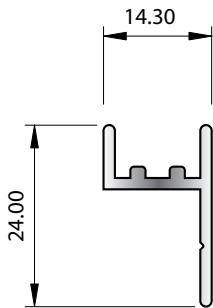
Insect Screens Group 4.4.1



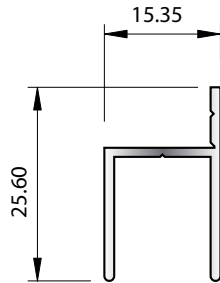
SECTION No. X381
0.289 kg/m
P = 174.53



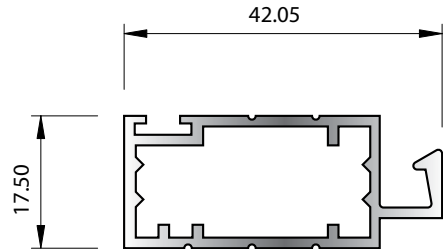
SECTION No. J058
ACCEPTS STAKING ANGLE X429
0.232 kg/m
P = 94.71



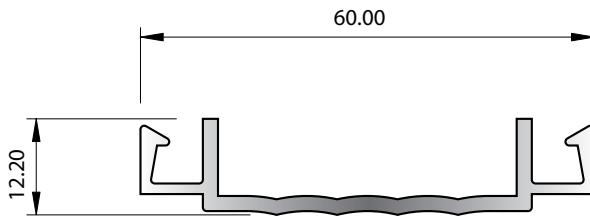
SECTION No. J031
0.191 kg/m
P = 94



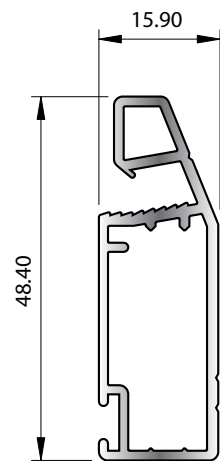
SECTION No. X383
0.191 kg/m
P = 114.87



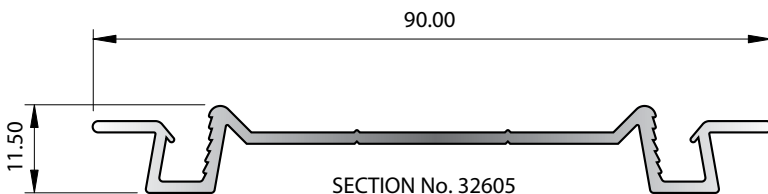
SECTION No. 9775
ACCEPTS STAKING ANGLE J688
0.494 kg/m
P = 150.10



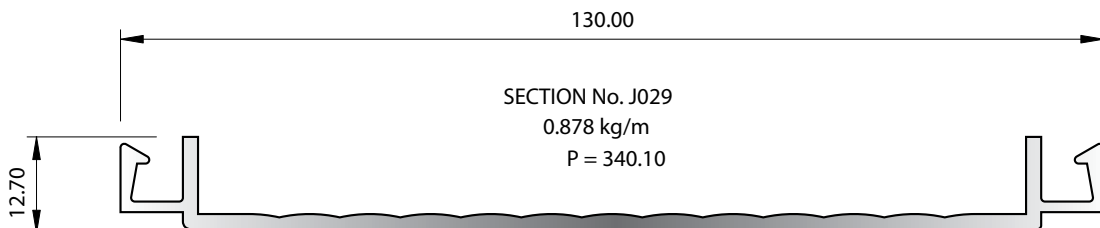
SECTION No. J030
0.496 kg/m
P = 199



SECTION No. 31966
0.515 kg/m
P = 156.98

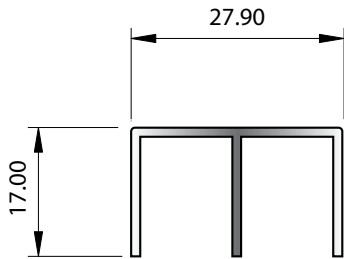


SECTION No. 32605
0.540 kg/m
P = 262.43

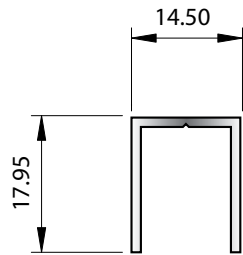


SECTION No. J029
0.878 kg/m
P = 340.10

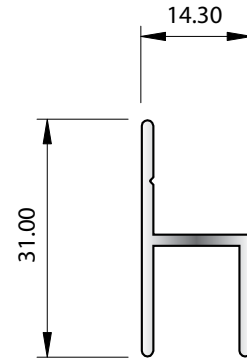
Insect Screens Group 4.4.2



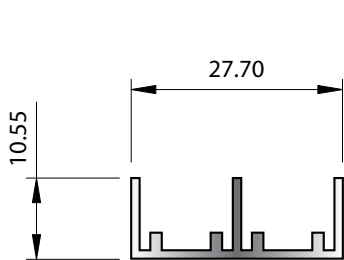
SECTION No. X074
0.242 kg/m
P = 152.57



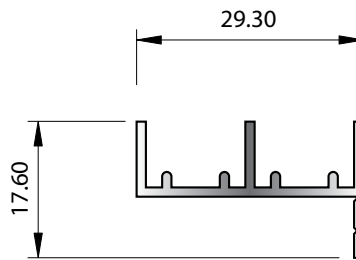
SECTION No. X075
0.162 kg/m
P = 98.63



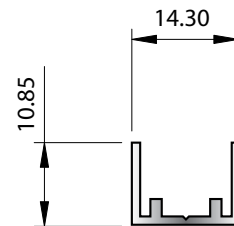
SECTION No. J032
0.234 kg/m
P = 118



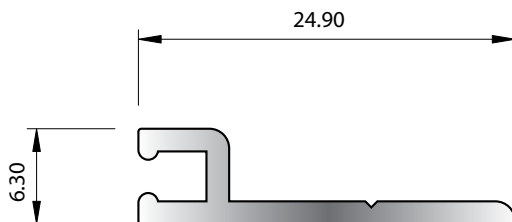
SECTION No. X077
0.204 kg/m
P = 132.70



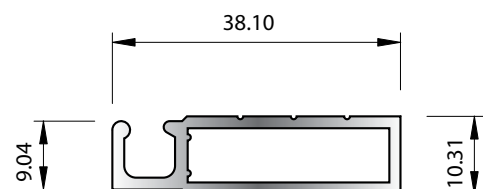
SECTION No. X382
0.227 kg/m
P = 142.64



SECTION No. X076
0.119 kg/m
P = 79.33



SECTION No. X389
2 x ACTUAL SIZE
0.139 kg/m
P = 71.64



SECTION No. 2974
0.387 kg/m
P = 114.31



McKechnie®
Transforming Aluminium


TRANSPORT






McKechnie®
Transforming Aluminium

Bull Bars Group 5.1.1



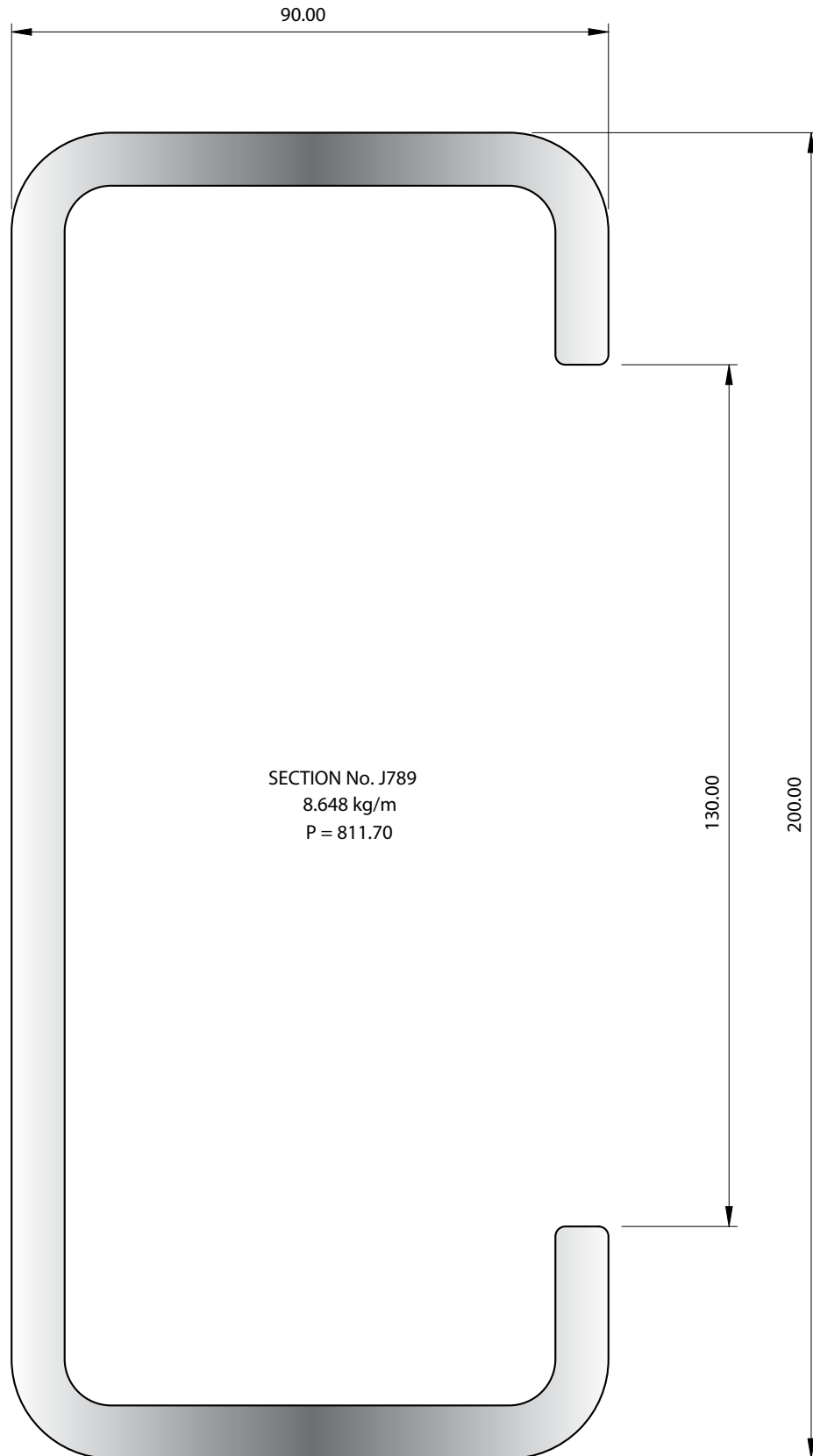
Bull Bars Group 5.1.2



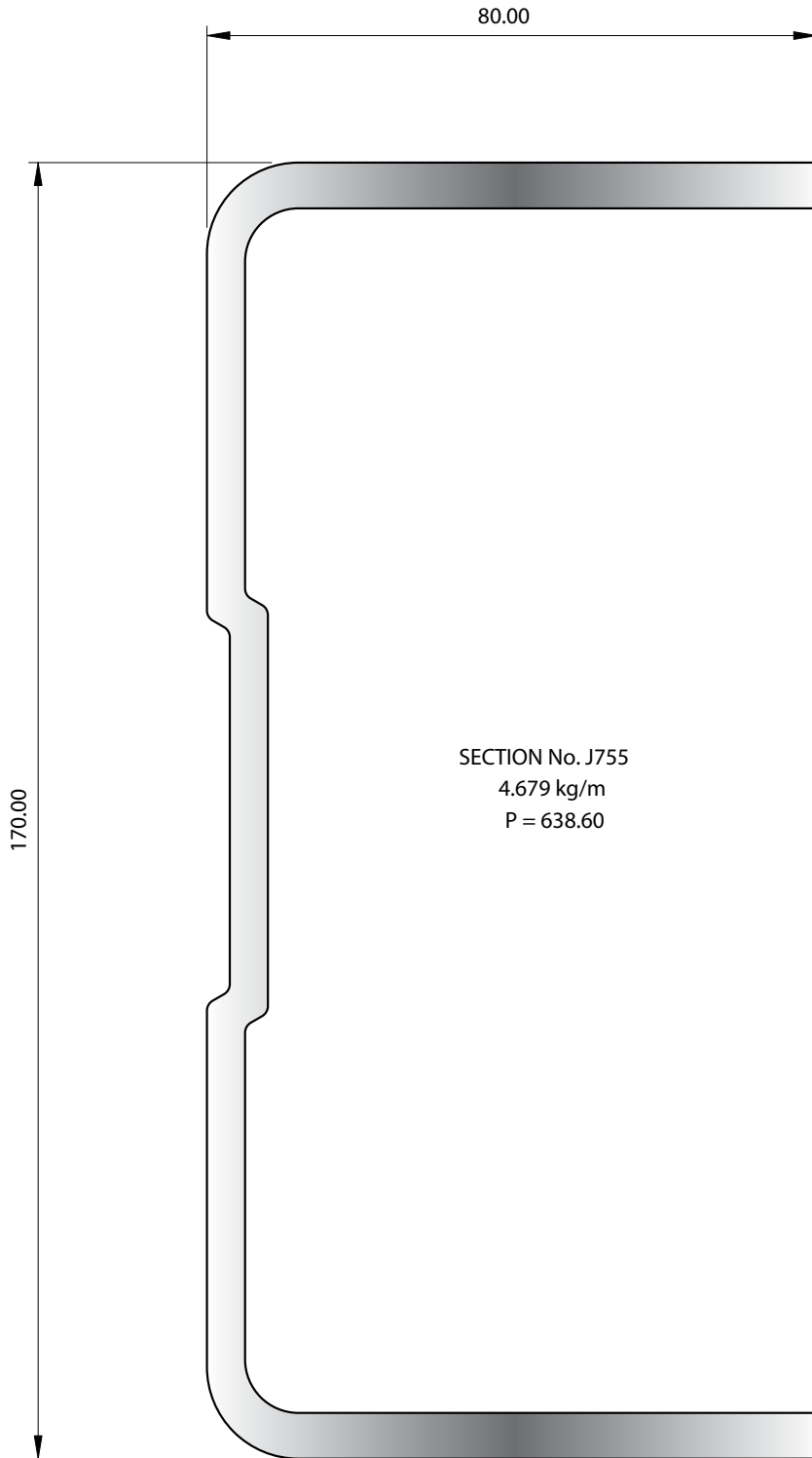



McKechnie®
Transforming Aluminium

Bull Bars Group 5.1.3



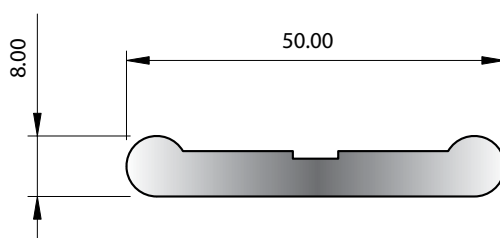

Bull Bars Group 5.1.4



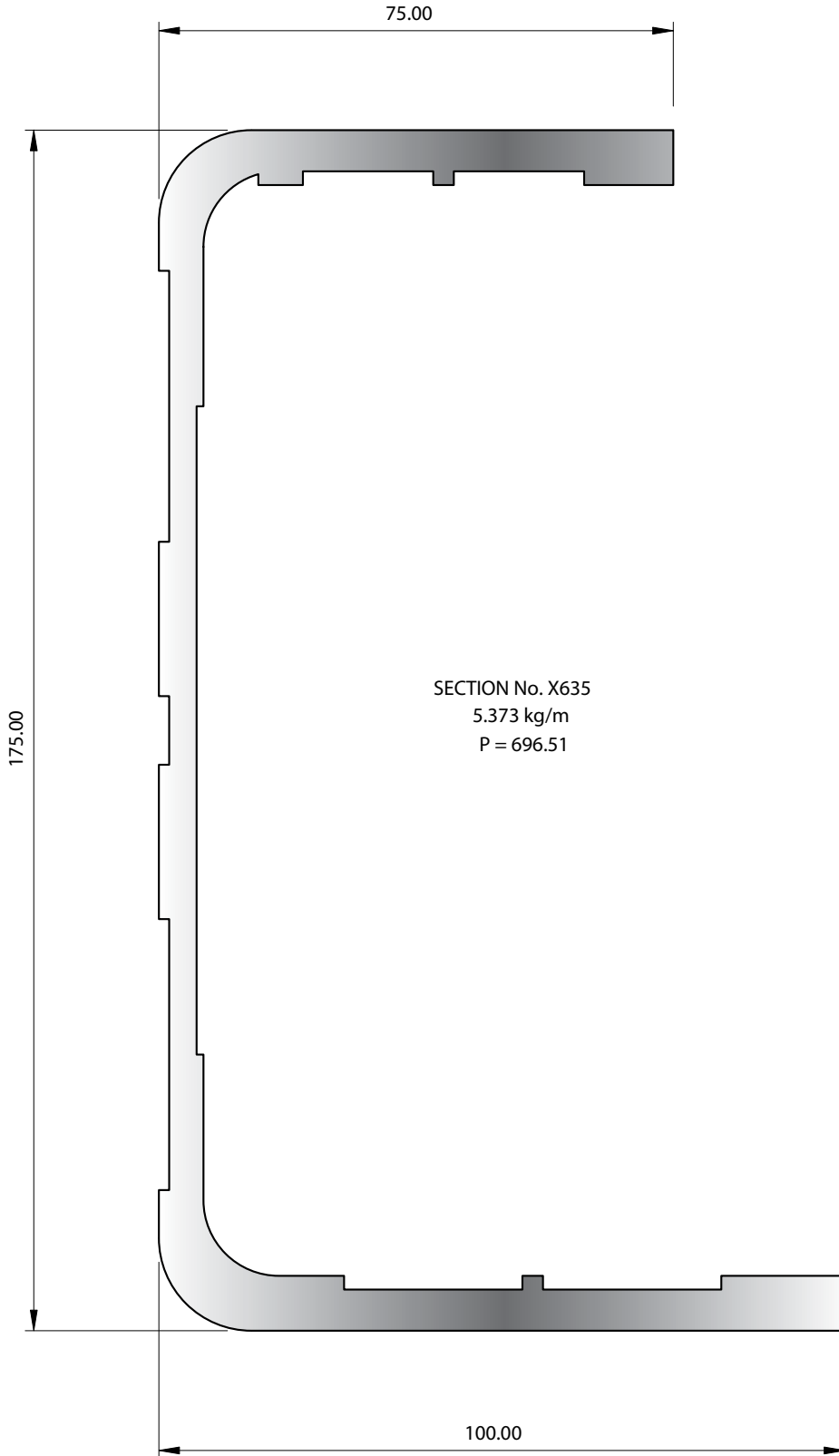


McKechnie®
Transforming Aluminium

Bull Bars Group 5.1.5



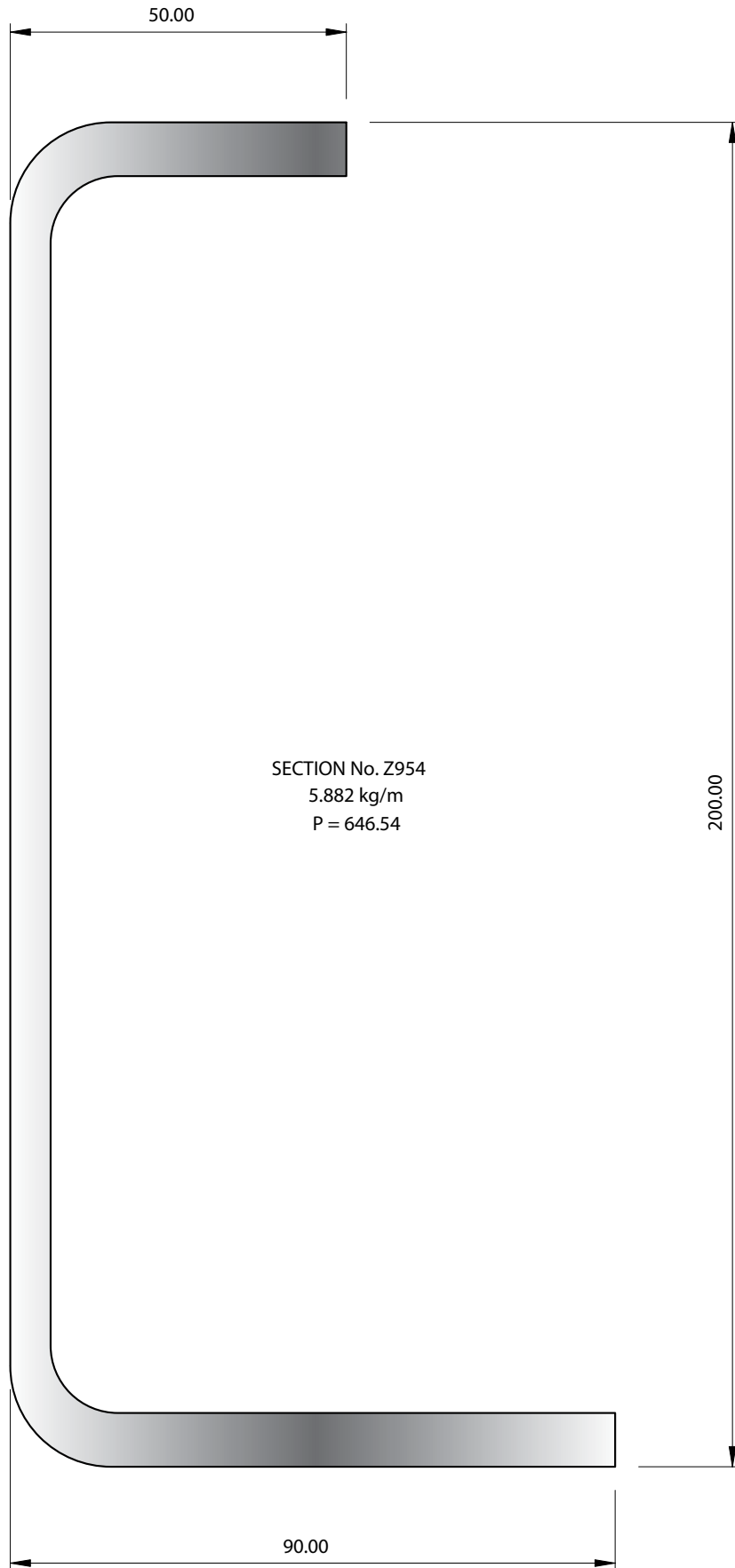
Bull Bars Group 5.1.6





McKechnie®
Transforming Aluminium


Bull Bars Group 5.1.7





McKechnie®
Transforming Aluminium

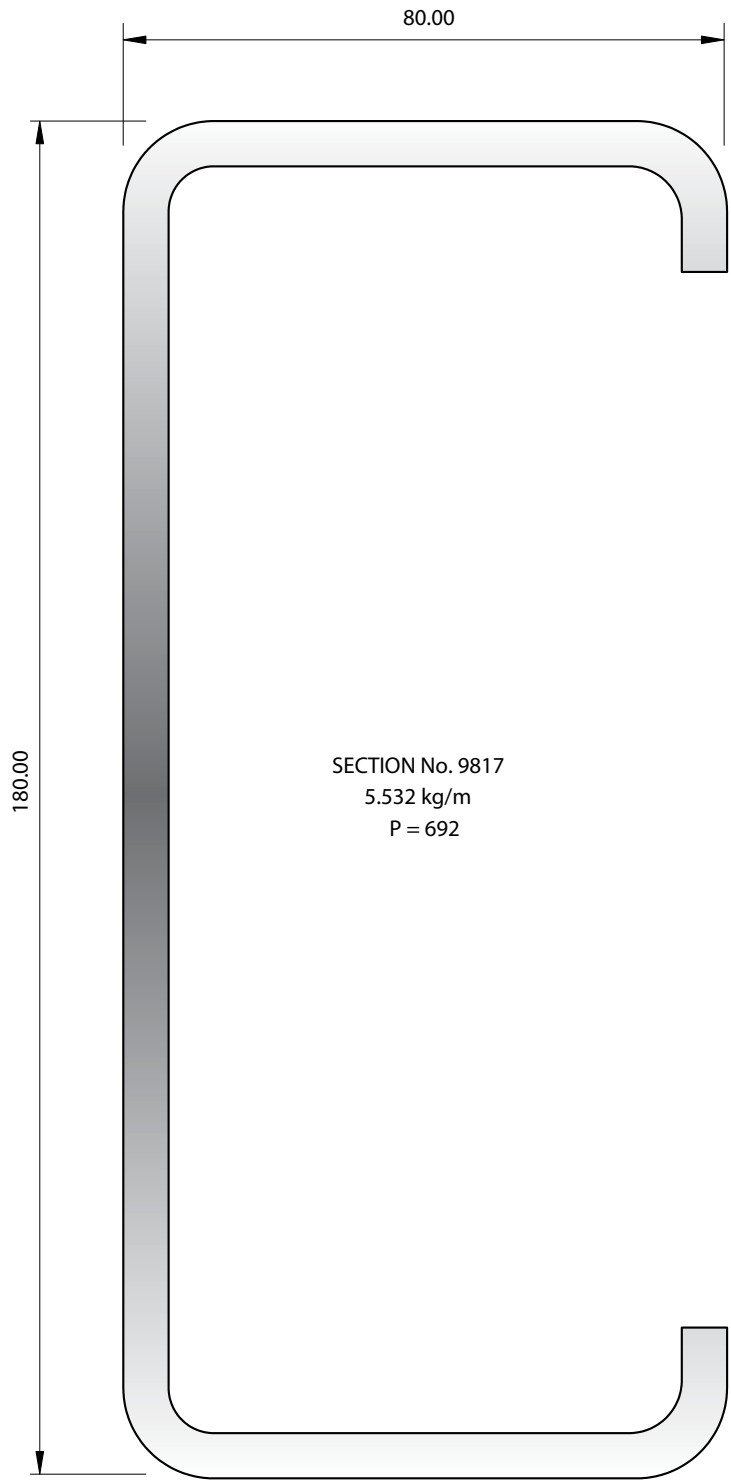
Bull Bars Group 5.1.8





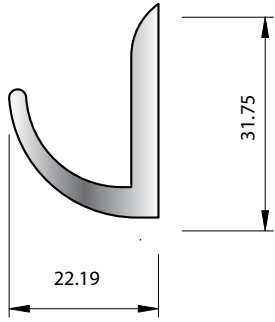
McKechnie®
Transforming Aluminium

Bull Bars Group 5.1.9

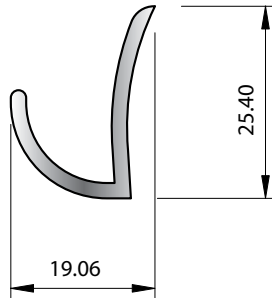


SECTION No. 9817
5.532 kg/m
P = 692

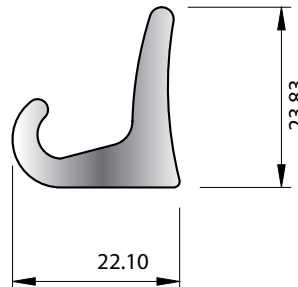
Drip moulds and Awnings Group 5.2.1



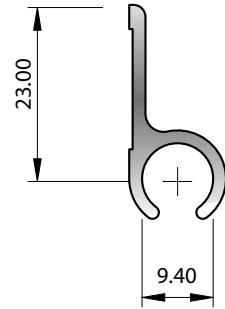
SECTION No. 1631
0.553 kg/m
P = 119



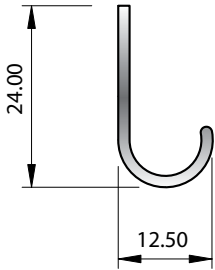
SECTION No. 0720
0.254 kg/m
P = 97



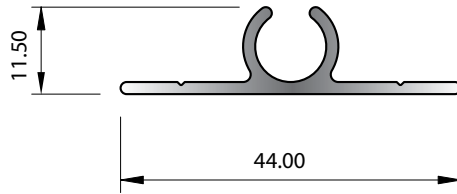
SECTION No. 0680
0.525 kg/m
P = 96



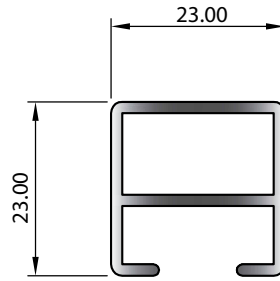
SECTION No. 6595
0.221 kg/m
P = 95.94



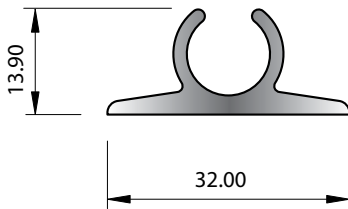
SECTION No. 6130
0.148 kg/m
P = 76



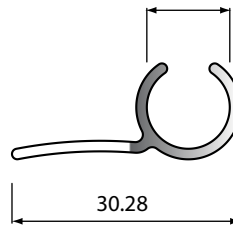
SECTION No. 8955
0.279 kg/m
P = 129.99



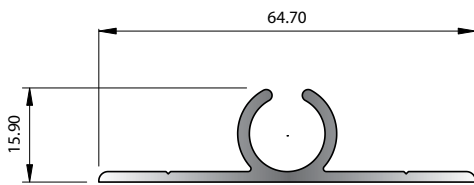
SECTION No. 35511
0.382 kg/m
P = 125.94



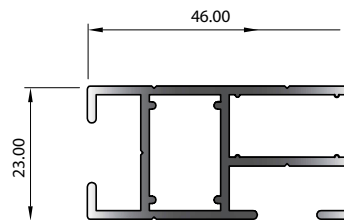
SECTION No. 0825
0.338 kg/m
P = 110



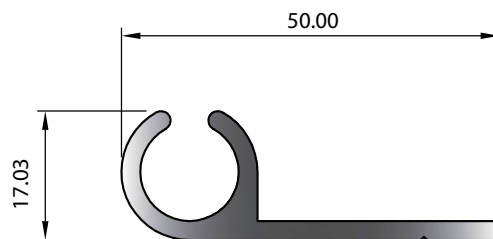
SECTION No. 33601
0.194 kg/m
P = 103.12



SECTION No. 34987
0.496 kg/m
P = 192.36



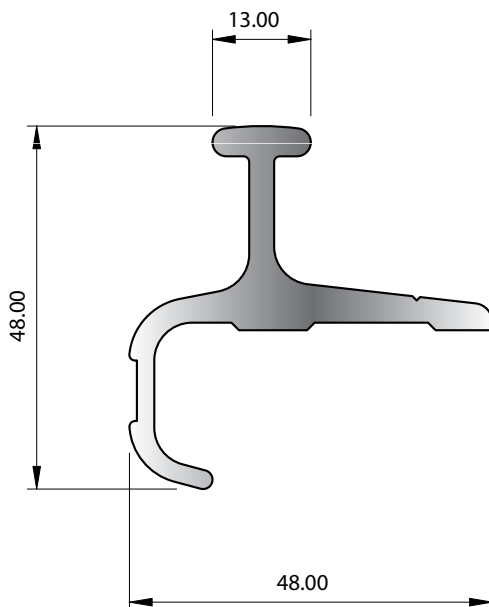
SECTION No. 35512
0.708 kg/m
P = 211.83



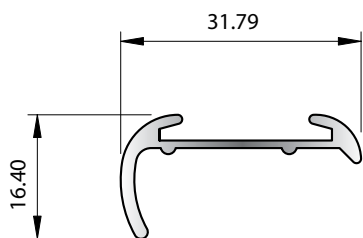
SECTION No. 35469
0.561 kg/m
P = 160.02



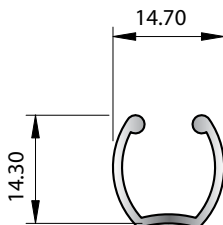
Marine Group 5.3.1



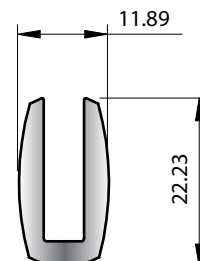
SECTION No. 7509
1.046 kg/m
P = 210.62



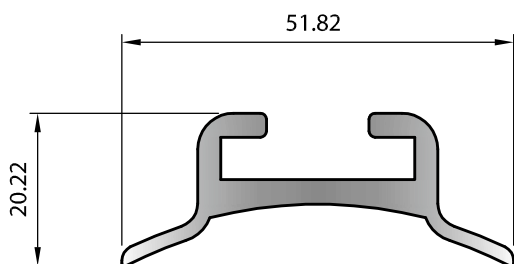
SECTION No. G348
0.216 kg/m
P = 111.53



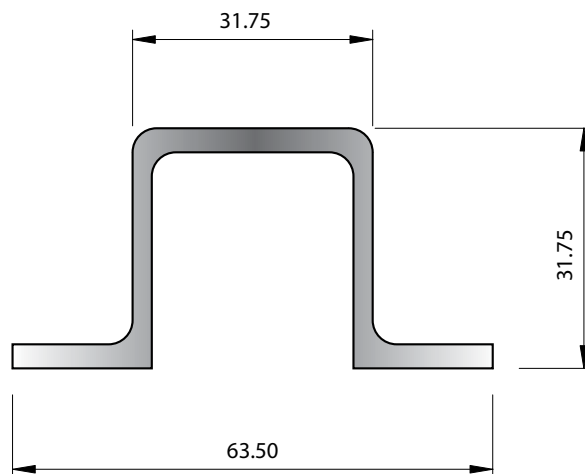
SECTION No. 4182
0.137 kg/m
P = 82



SECTION No. 1245
0.364 kg/m
P = 97



SECTION No. 2131
0.694 kg/m
P = 176.19



SECTION No. Z741
0.952 kg/m
P = 239.45

Marine Group 5.3.2



SECTION No. 4693A
1.562 kg/m
P = 367.72


Marine Group 5.3.3



McKechnie®
Transforming Aluminium



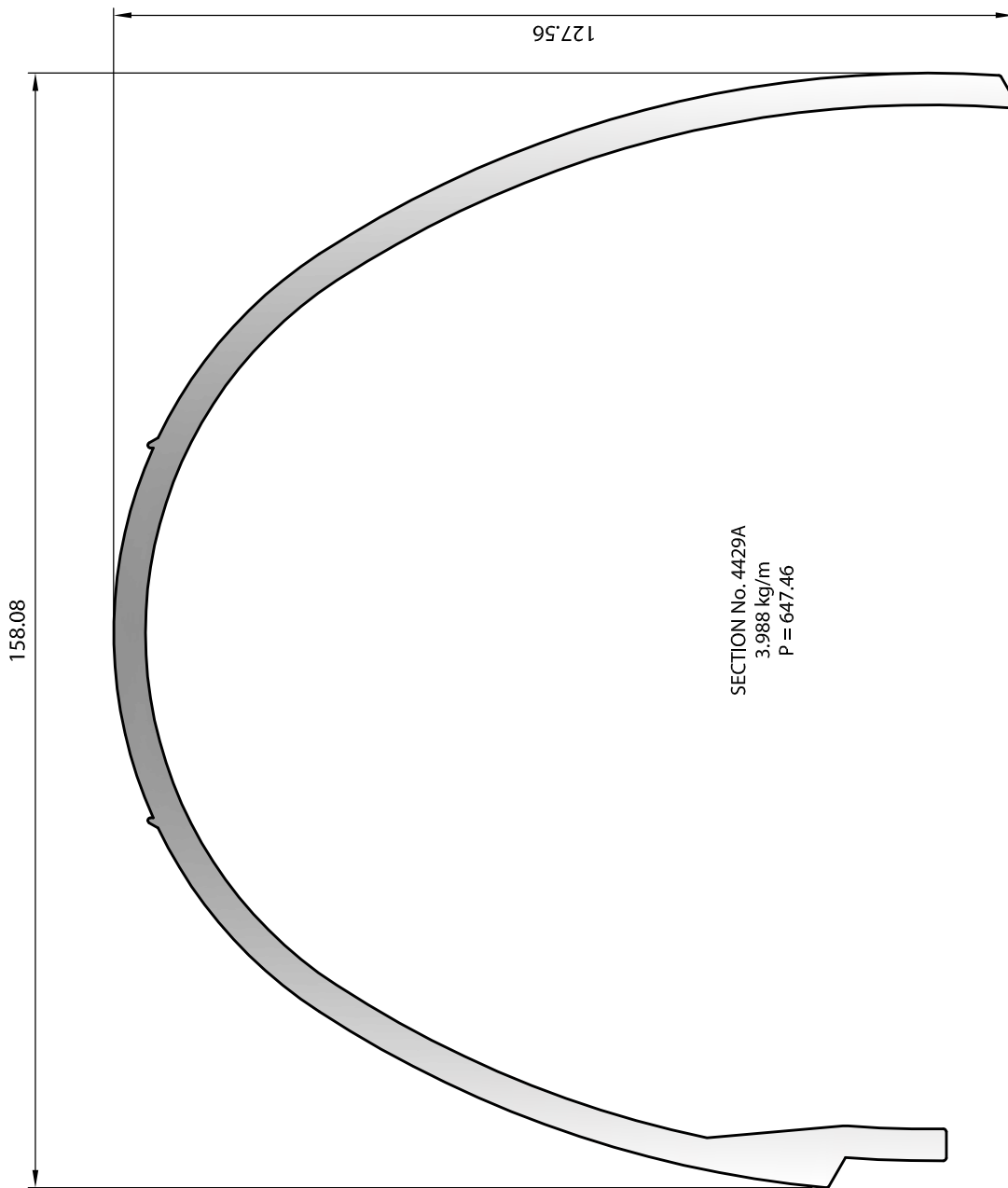
Marine Group 5.3.4



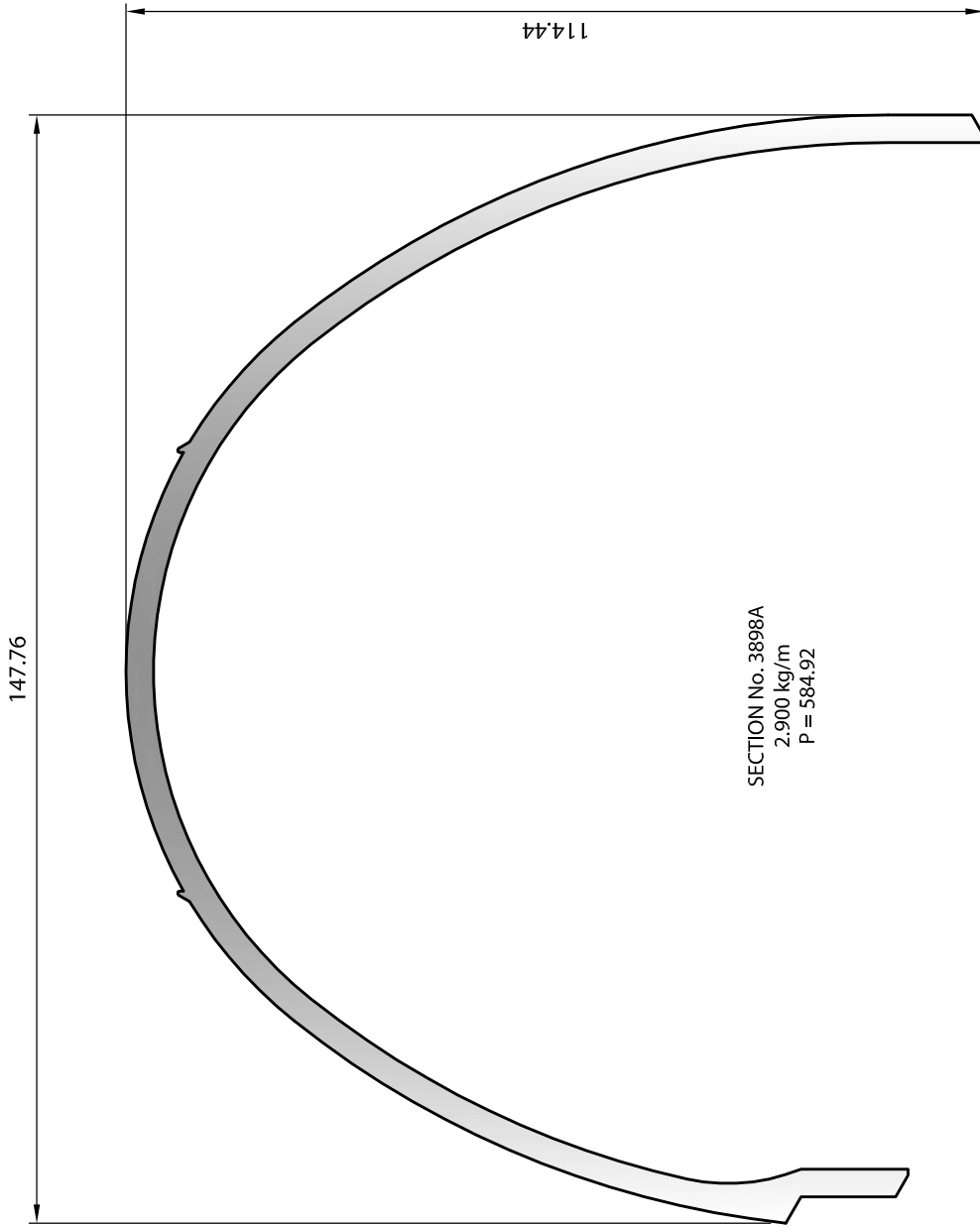


McKechnie®
Transforming Aluminium

Marine Group 5.3.5



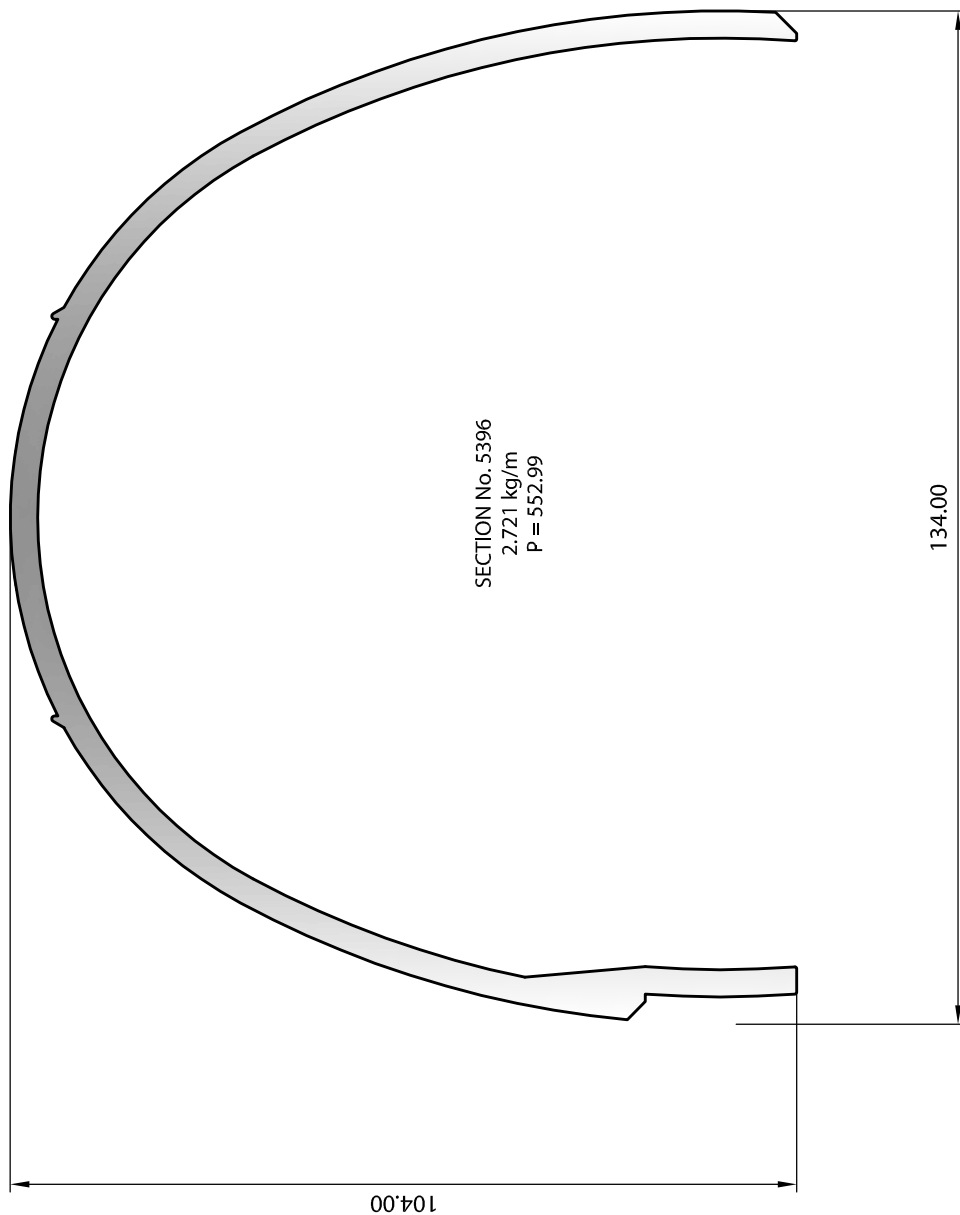
Marine Group 5.3.6





McKechnie®
Transforming Aluminium

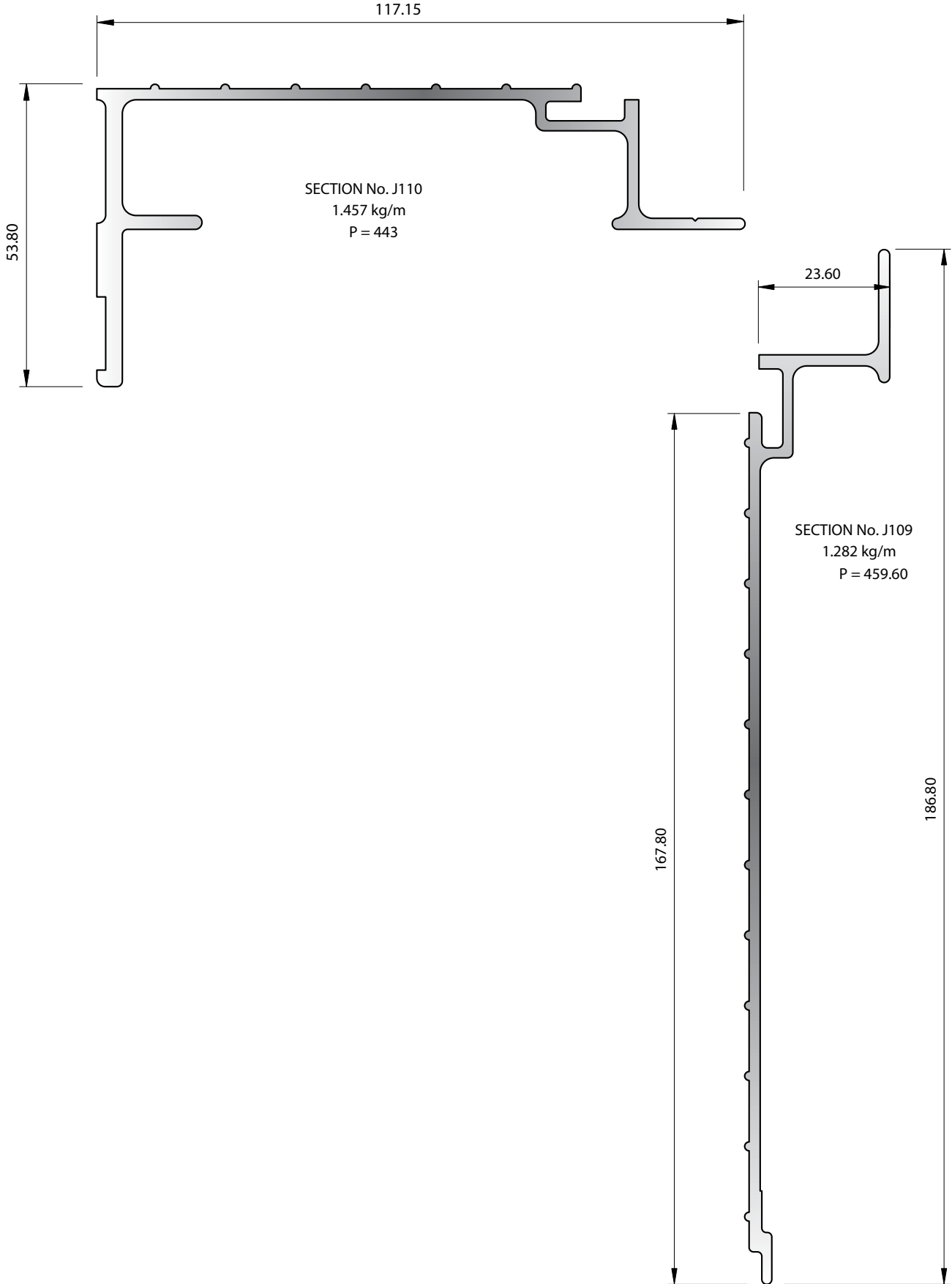
Marine Group 5.3.7





McKechnie®
Transforming Aluminium

Light Duty 1 Tonne Truck Deck Group 5.4.1

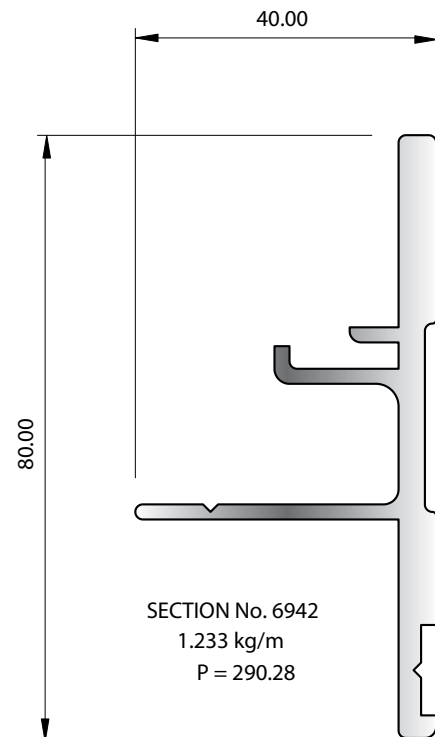
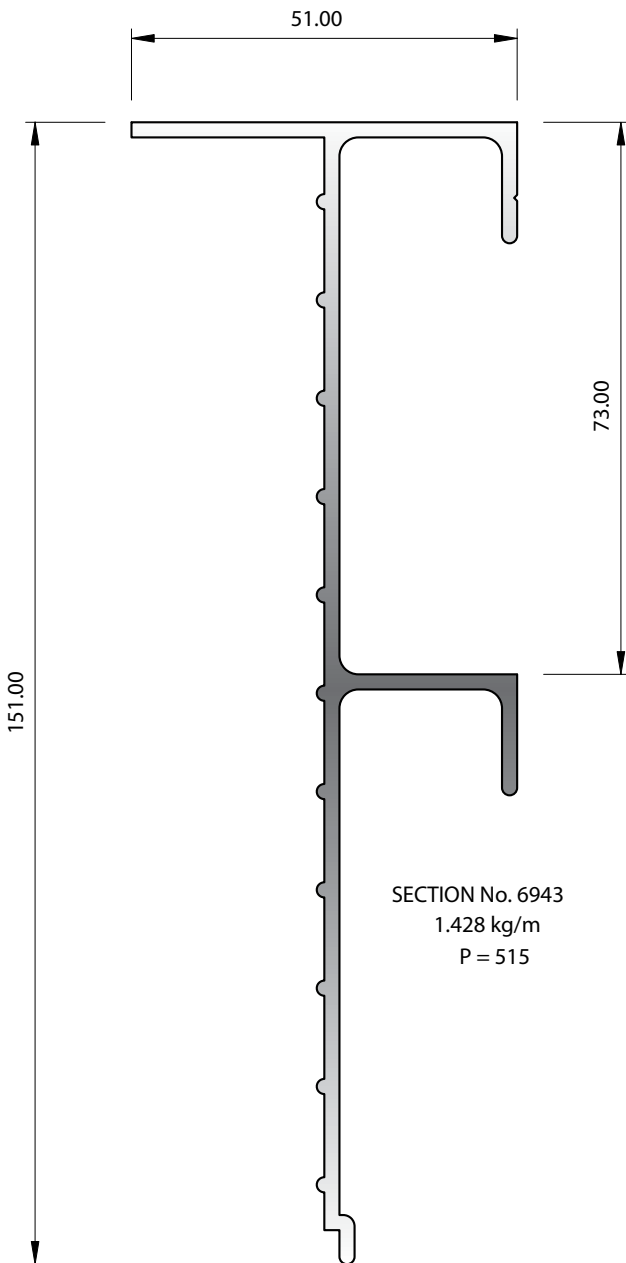
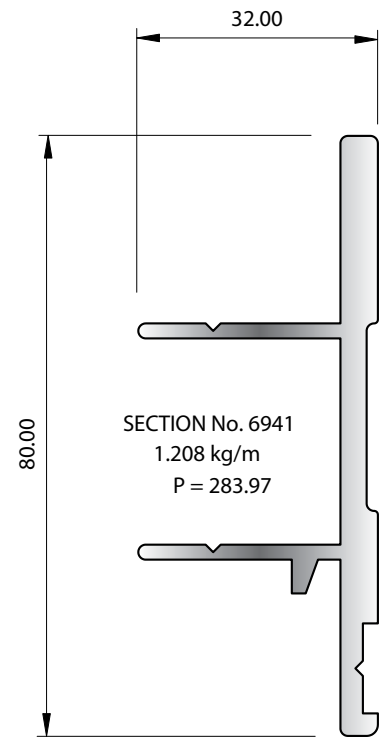
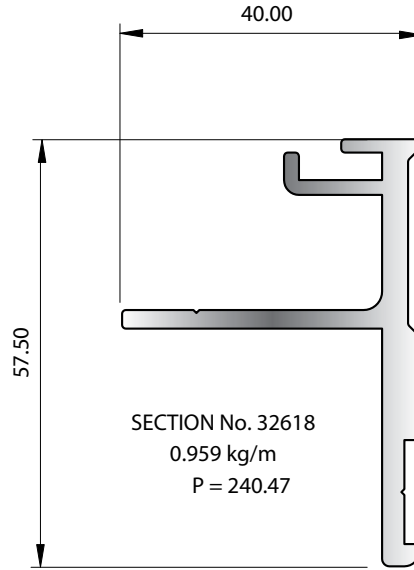
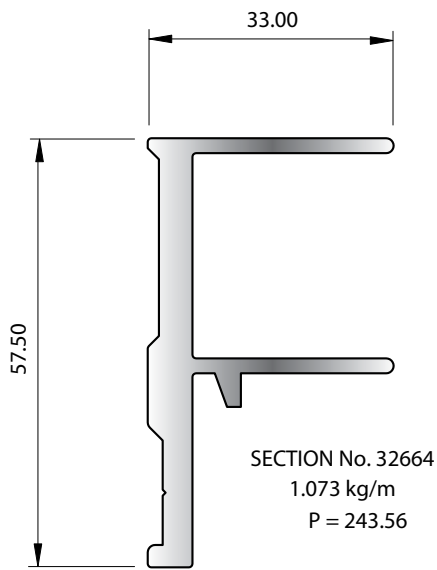


Light Duty 1 Tonne Truck Deck Group 5.4.1



McKechnie®
Transforming Aluminium

Light Duty 1 Tonne Truck Deck Group 5.4.2

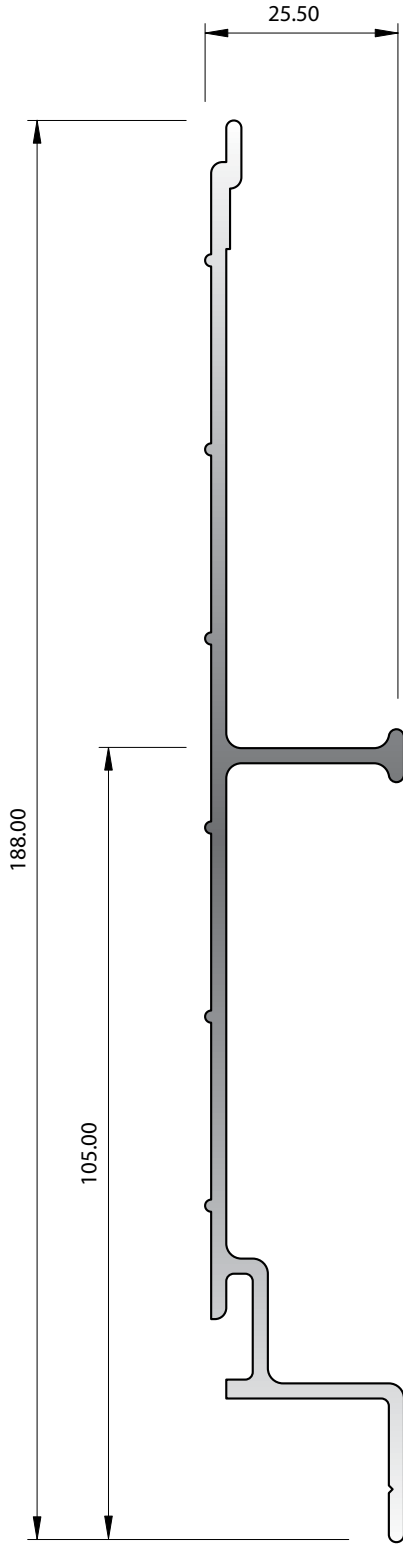




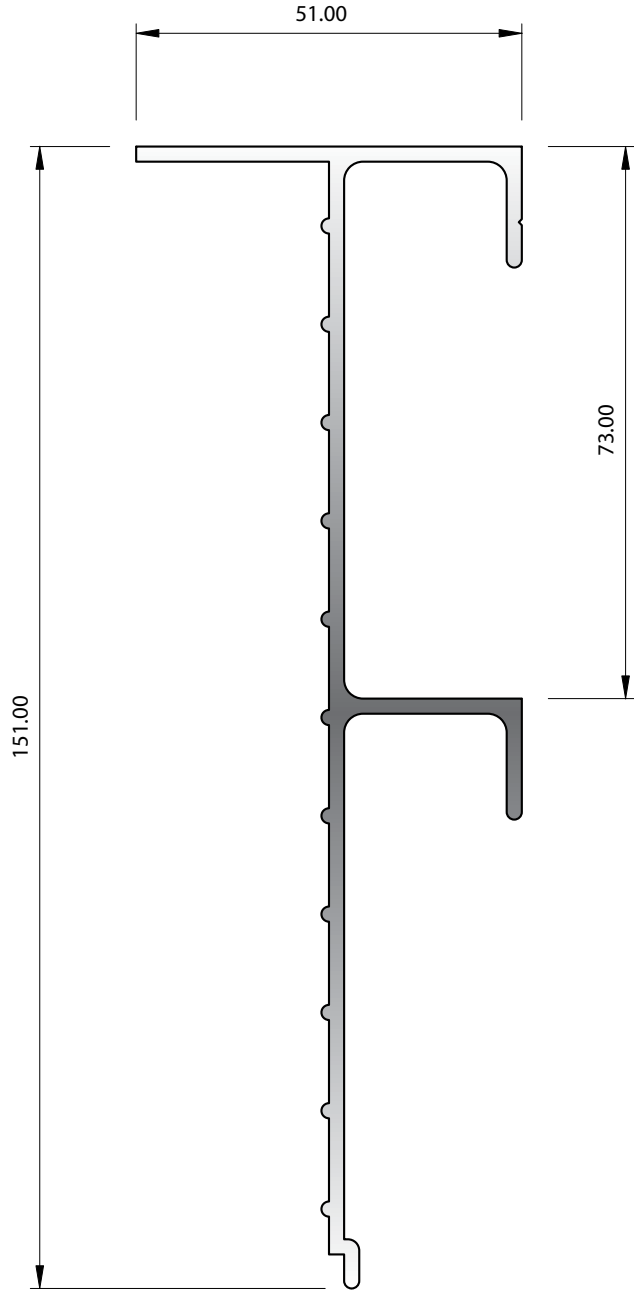
McKechnie®
Transforming Aluminium

Medium Duty 1-2 Tonne Truck Deck Group 5.5.1

Medium Duty 1-2 Tonne Truck Deck Group 5.5.1



SECTION No. 6940
1.405 kg/m
P = 499

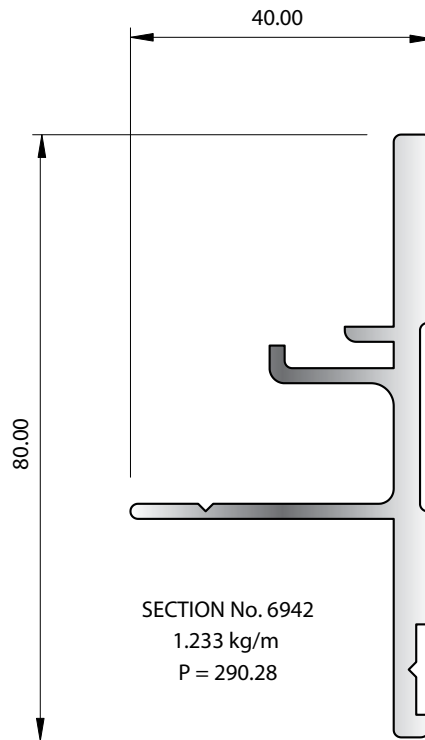
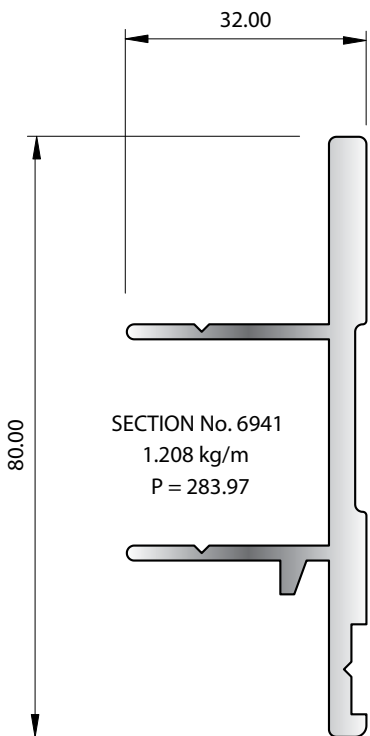
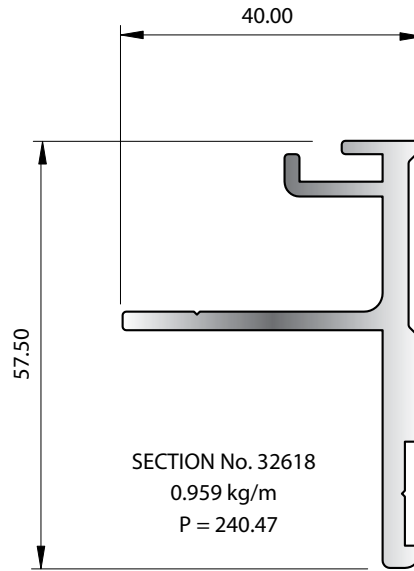
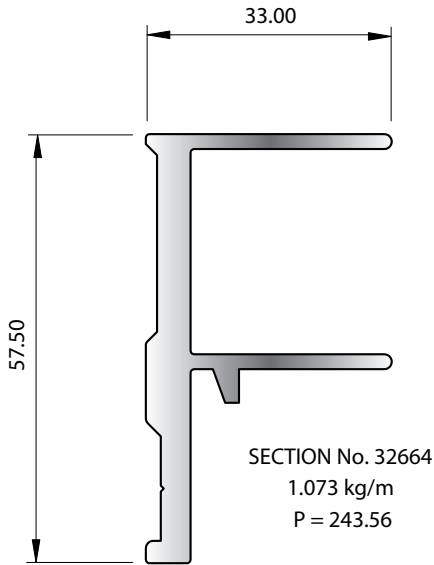


SECTION No. 6943
1.428 kg/m
P = 515



McKechnie®
Transforming Aluminium

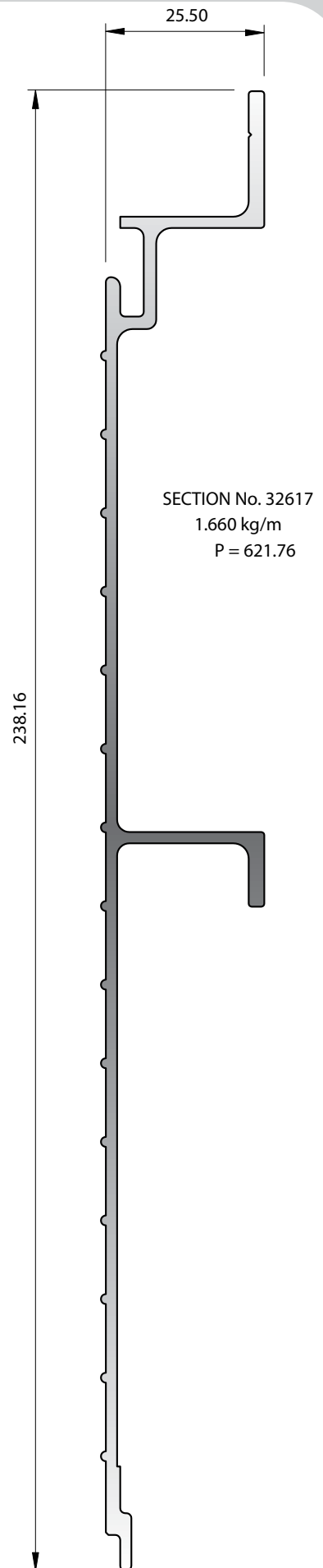
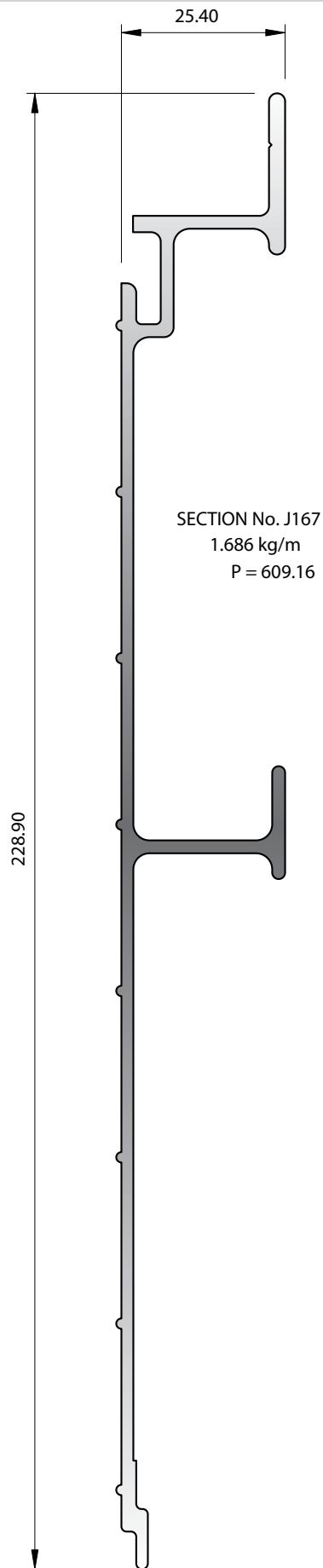
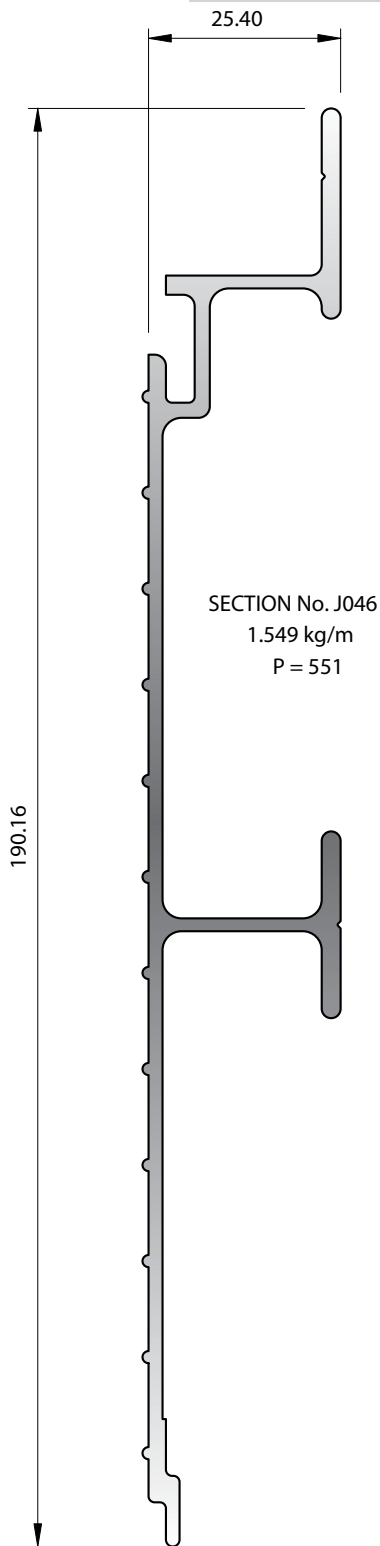
Medium Duty 1-2 Tonne Truck Deck Group 5.5.2





McKechnie®
Transforming Aluminium

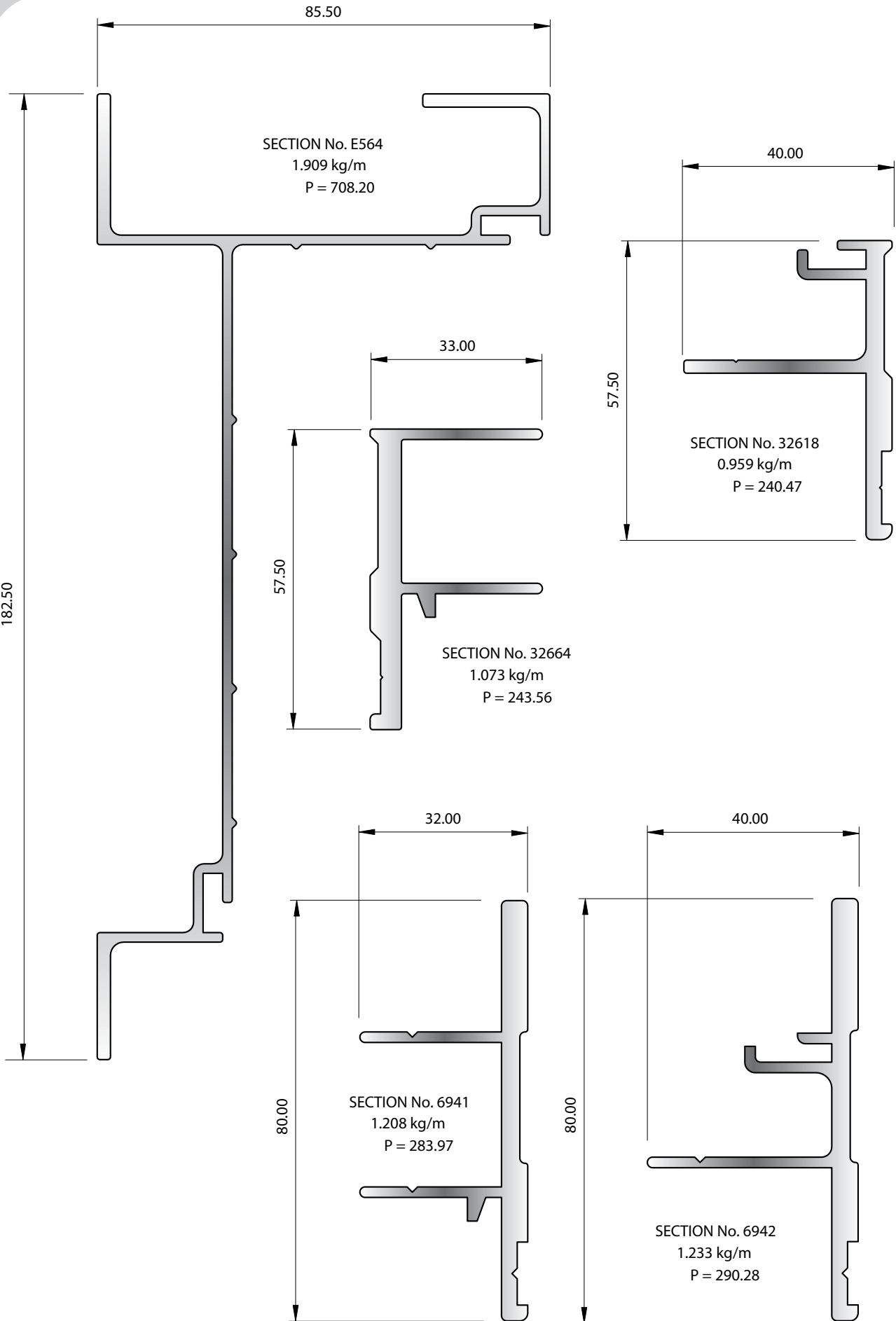
General 1-2 Tonne Truck Deck Group 5.6.1





McKechnie®
Transforming Aluminium

Titan 1-2 Tonne Truck Deck Group 5.7.1

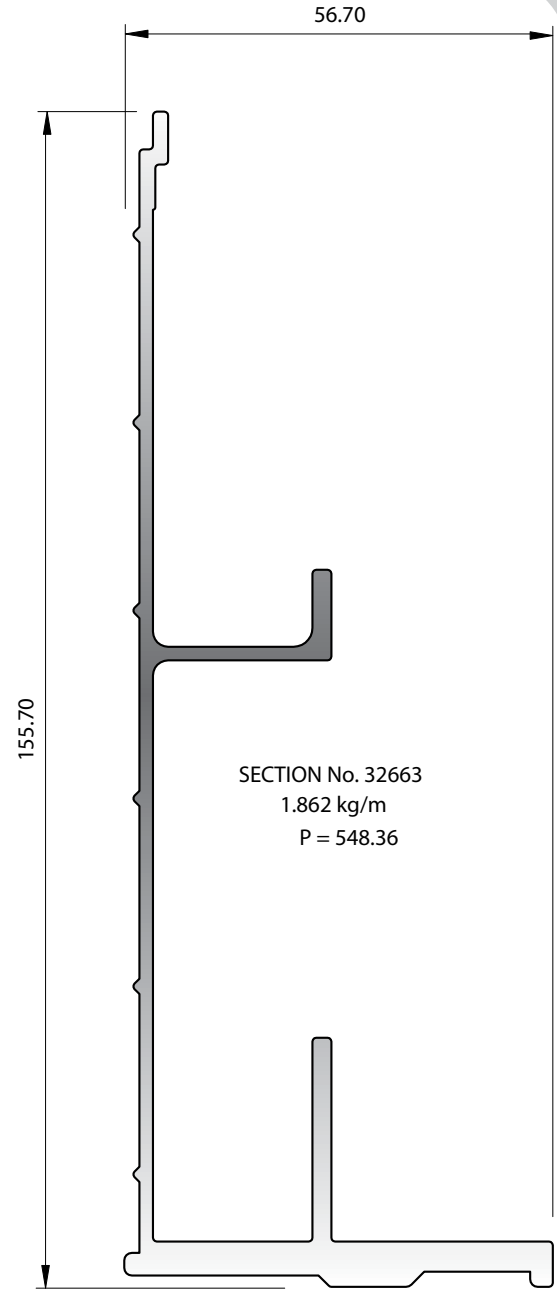
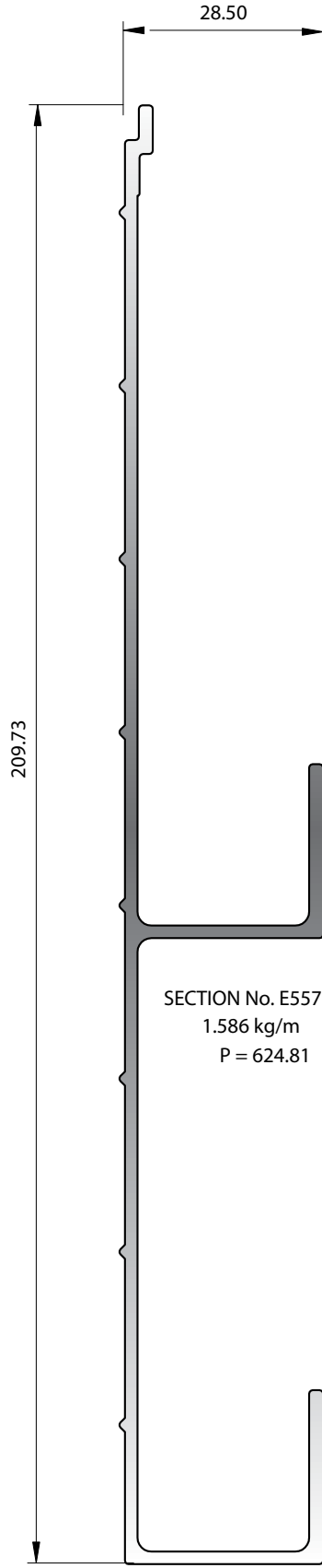
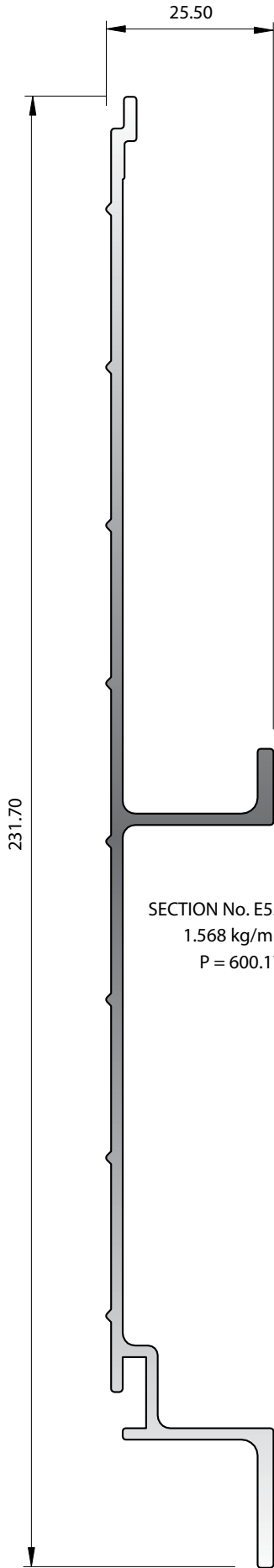




McKechnie®
Transforming Aluminium

Titan 1-2 Tonne Truck Deck Group 5.7.2

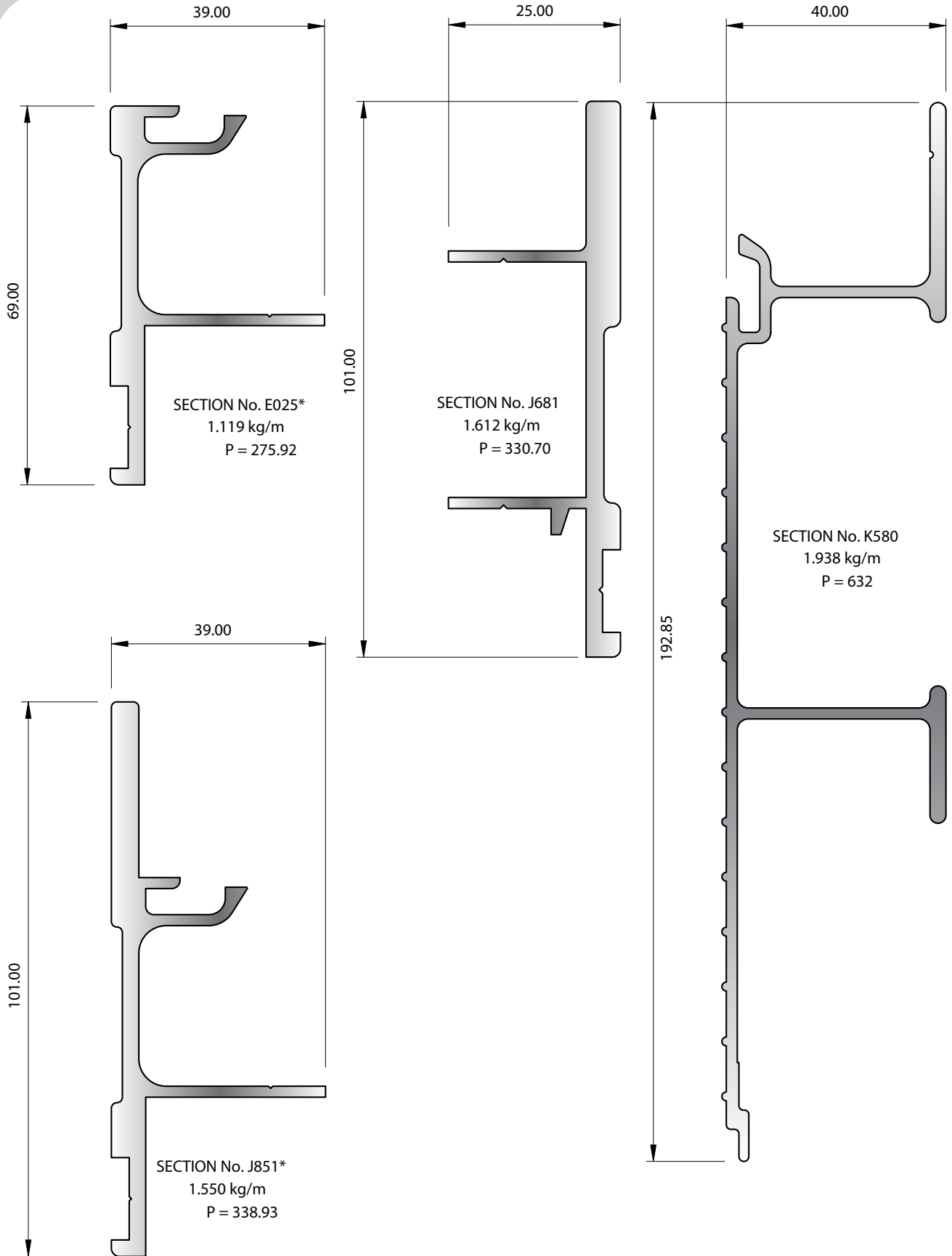
Titan 1-2 Tonne Truck Deck Group 5.7.2





McKechnie®
Transforming Aluminium

4-6 Tonne Truck Deck Group 5.8.1



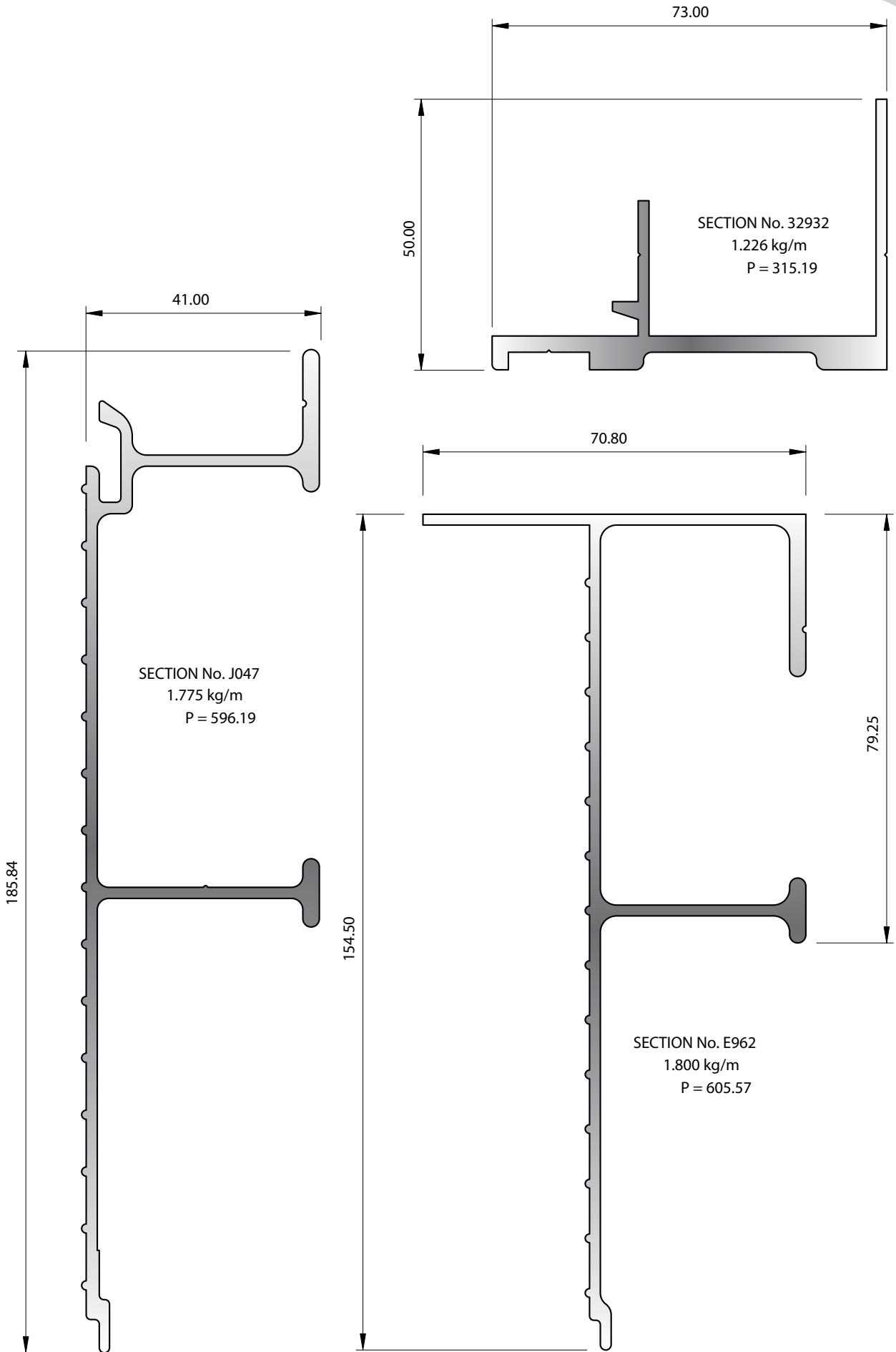
* SOME SPECIAL TOLERANCES APPLY



McKechnie®
Transforming Aluminium

4-6 Tonne Truck Deck Group 5.8.2

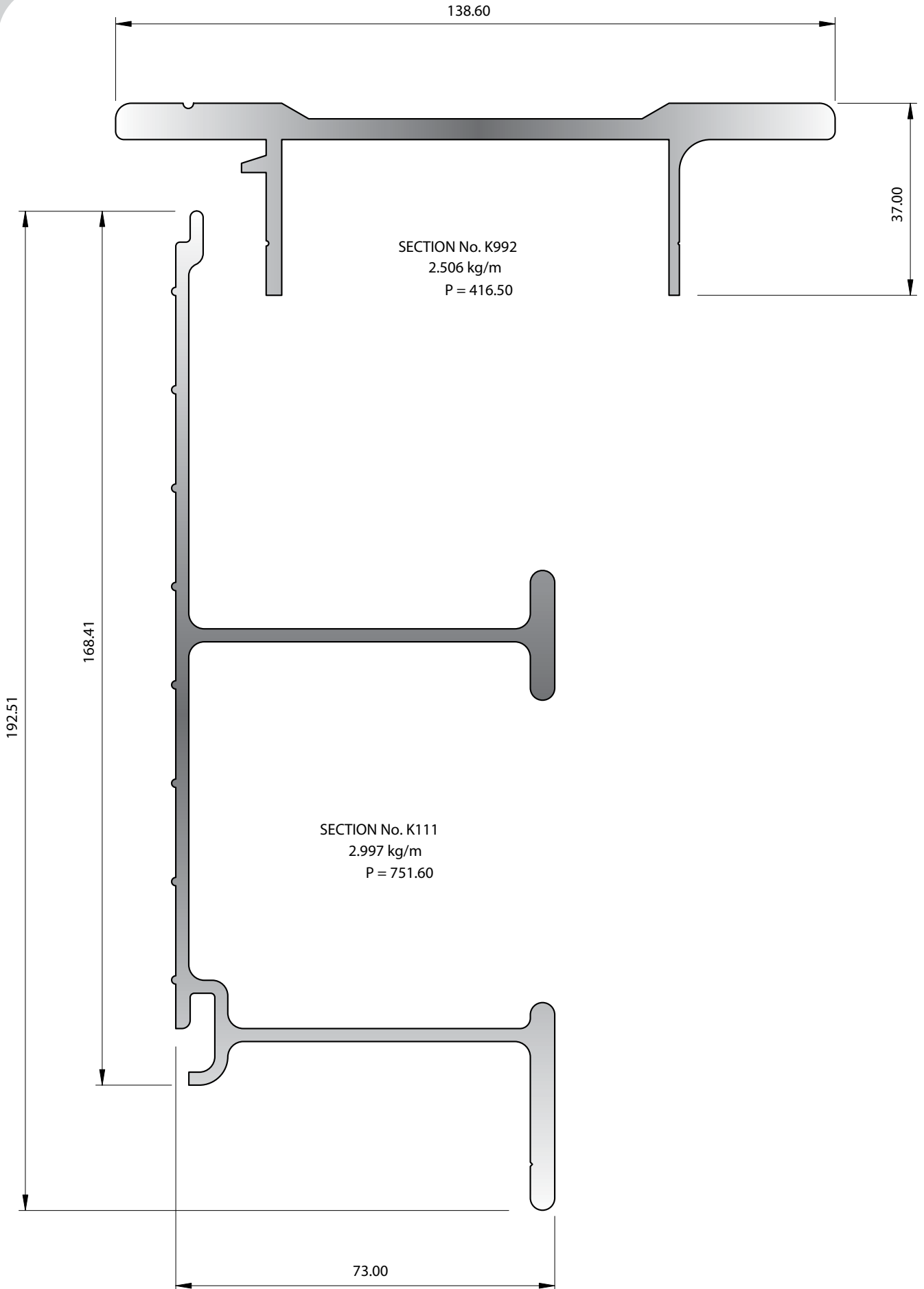
4-6 Tonne Truck Deck Group 5.8.2





McKechnie®
Transforming Aluminium

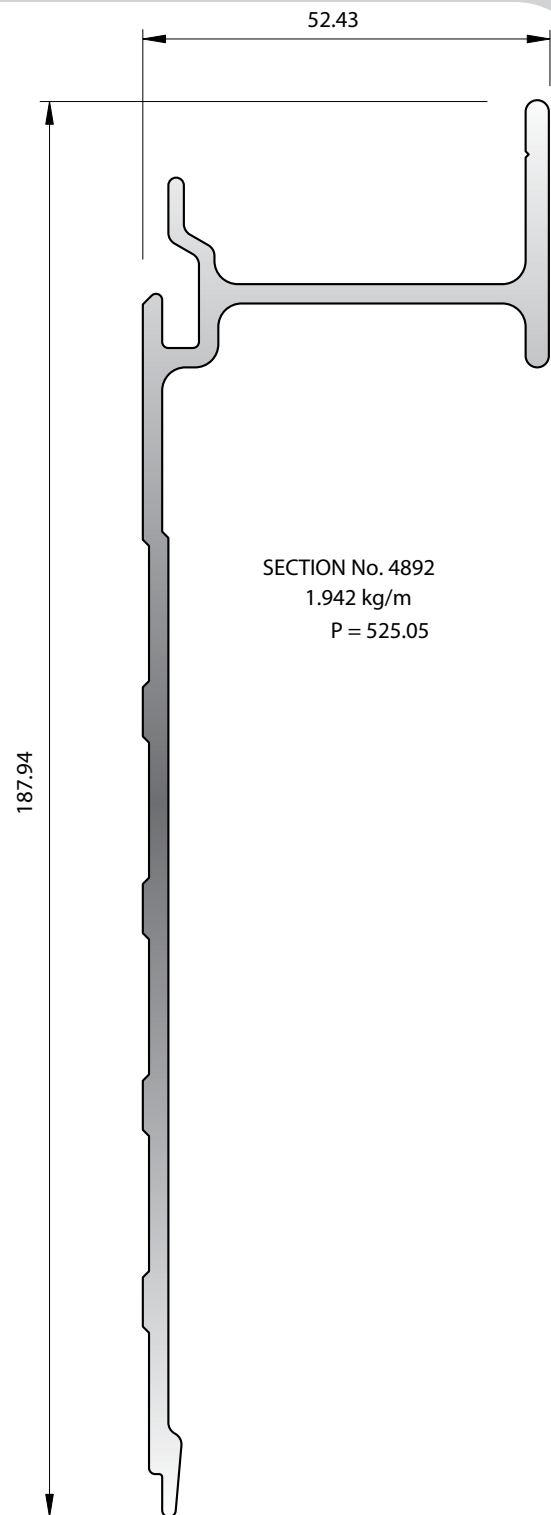
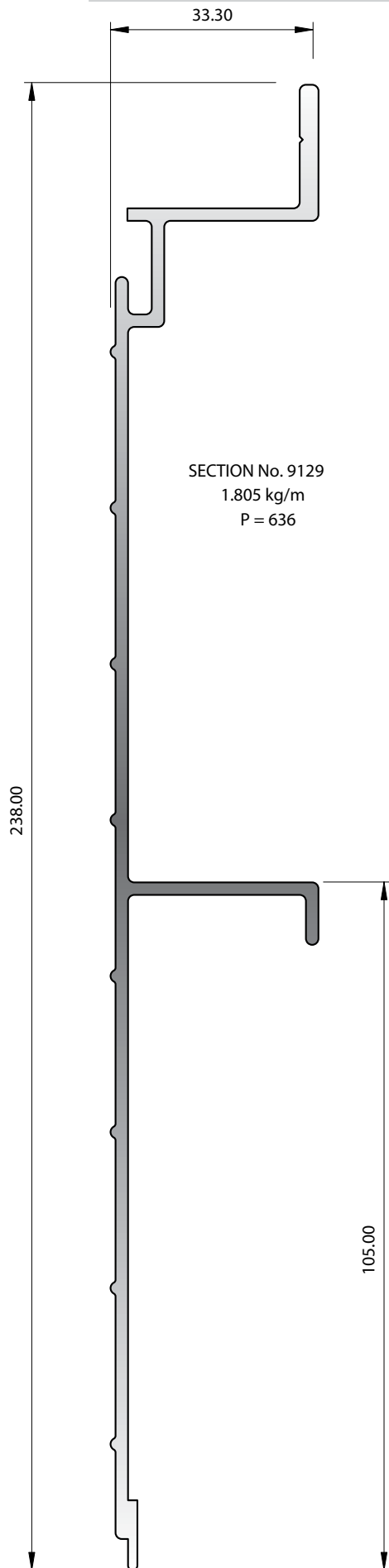
16 Tonne Truck Deck Group 5.9.1





McKechnie®
Transforming Aluminium

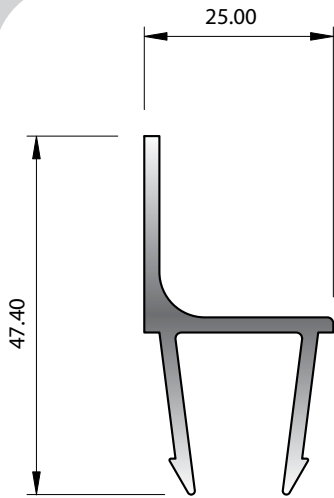
Miscellaneous Flooring Group 5.10.1





McKechnie®
Transforming Aluminium

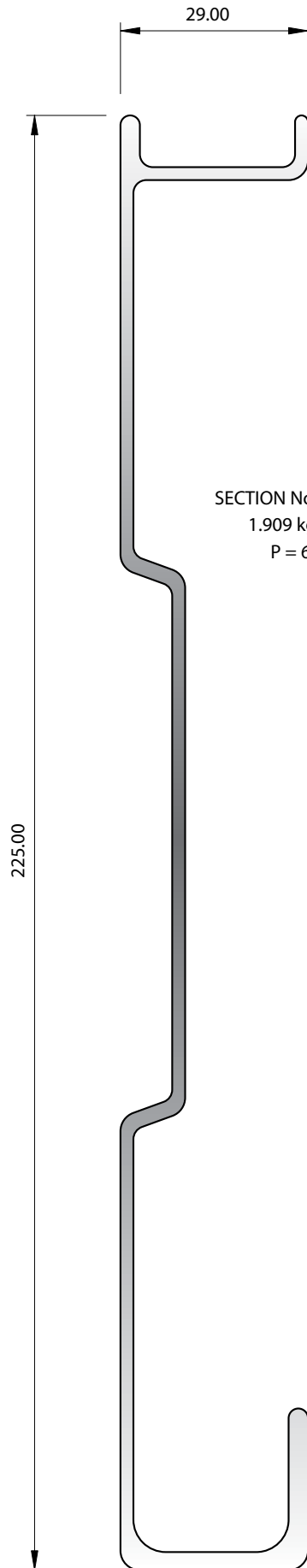
Sideboard Options Group 5.11.1



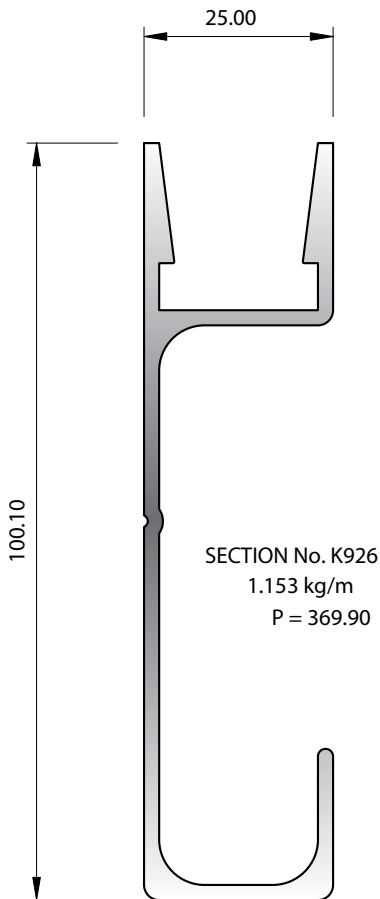
SECTION No. K927
0.517 kg/m
P = 184.20



SECTION No. J874
1.836 kg/m
P = 625.90



SECTION No. J211
1.909 kg/m
P = 627.10

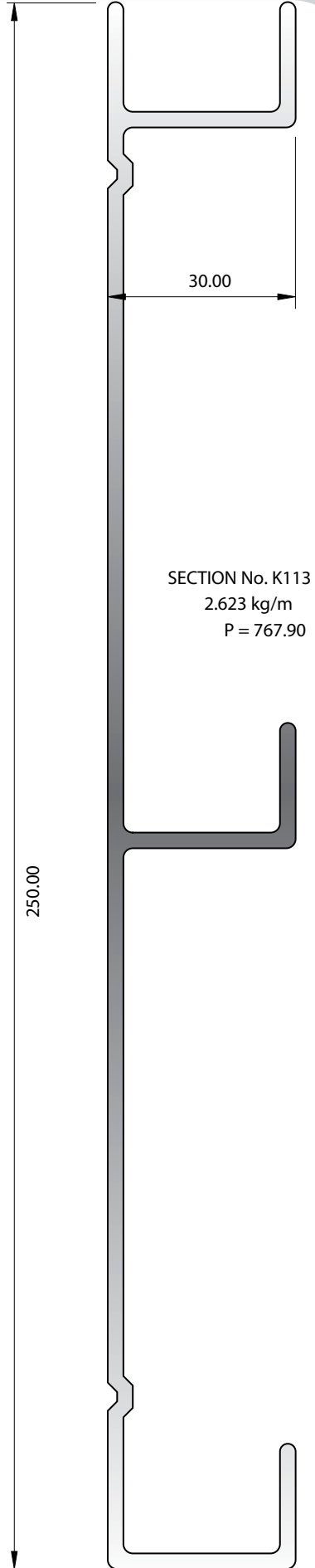
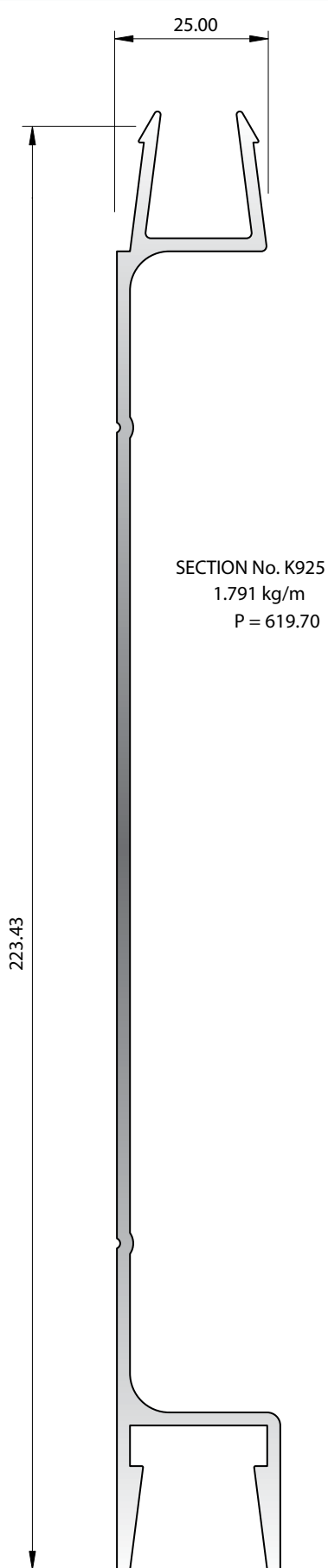
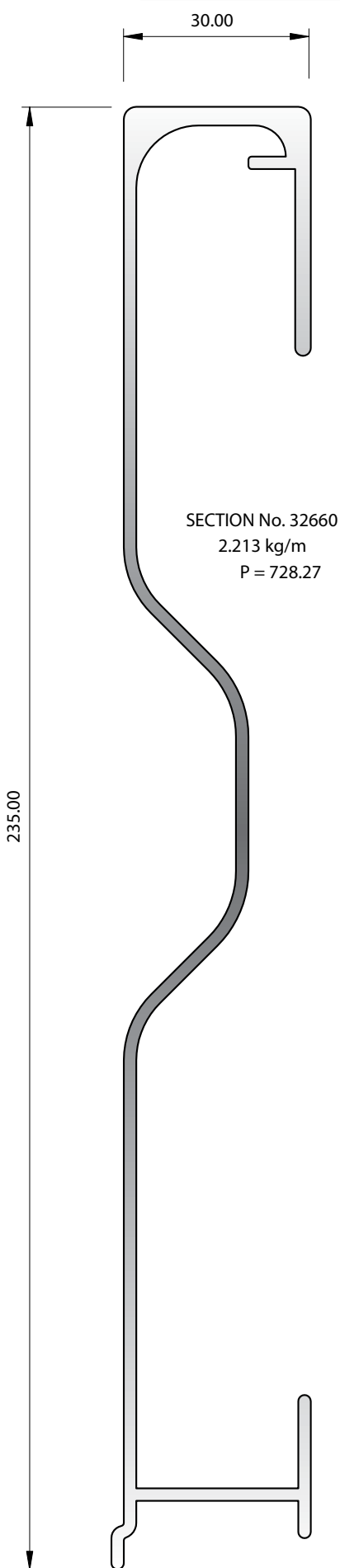


SECTION No. K926
1.153 kg/m
P = 369.90



McKechnie®
Transforming Aluminium

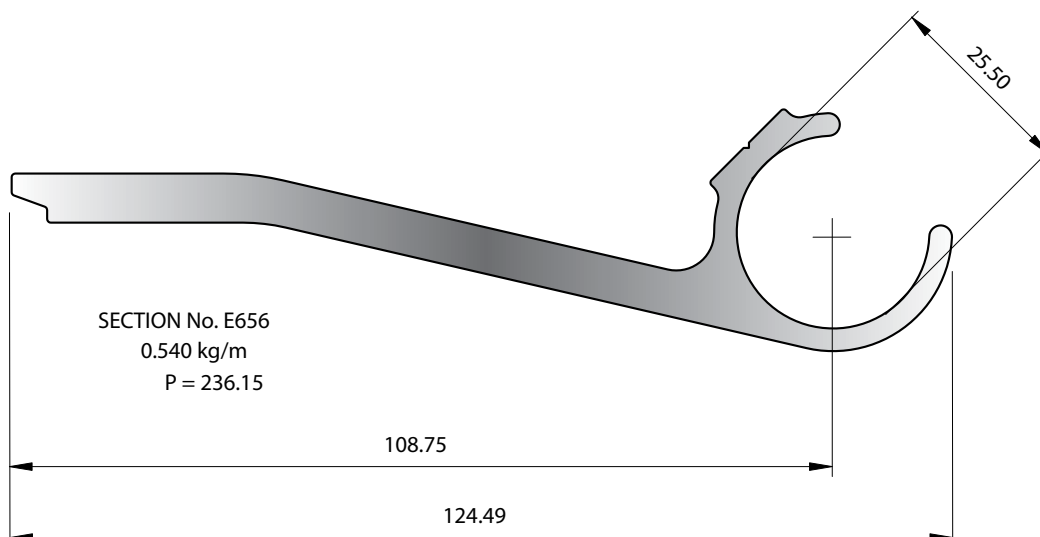
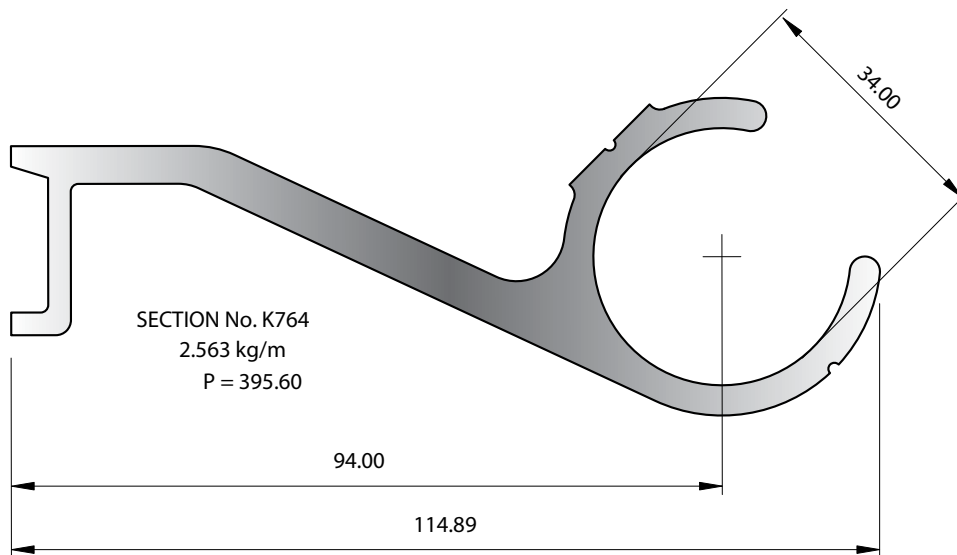
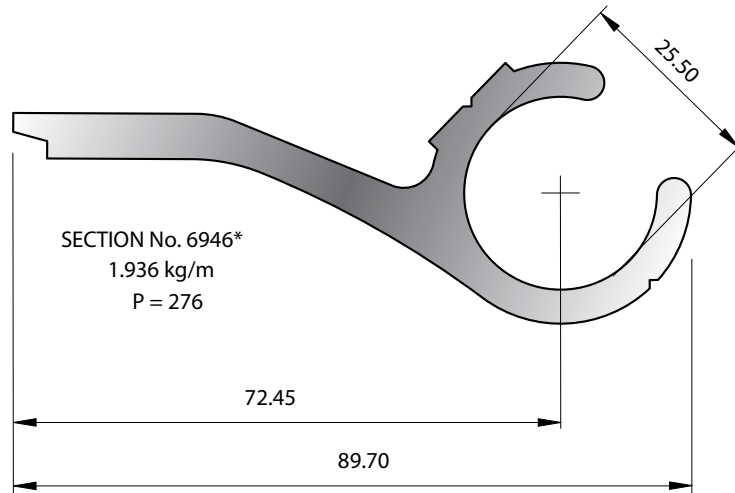
Sideboard Options Group 5.11.2





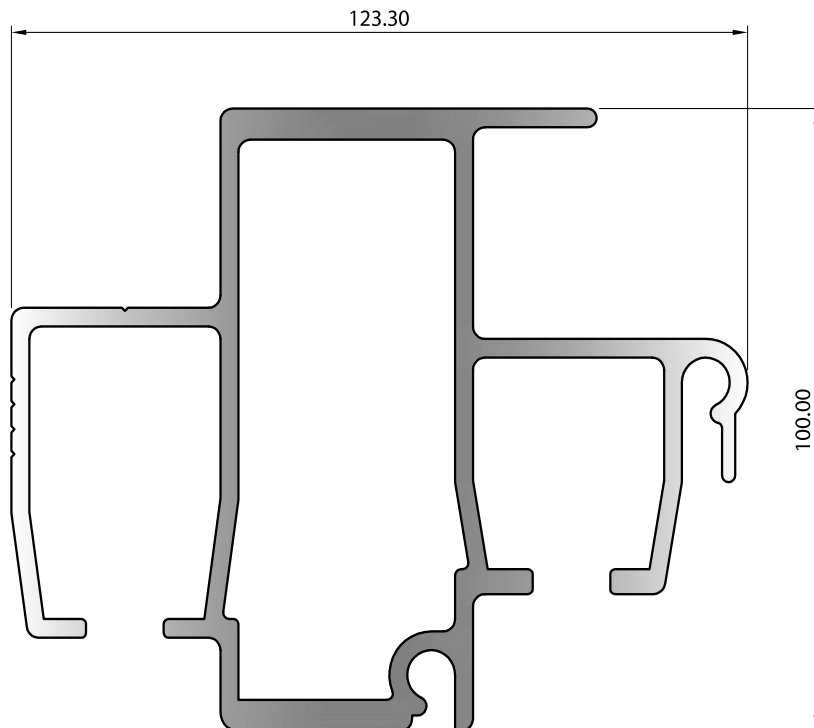
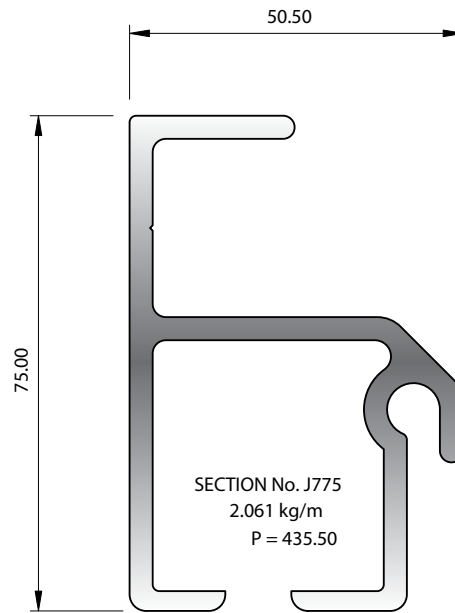
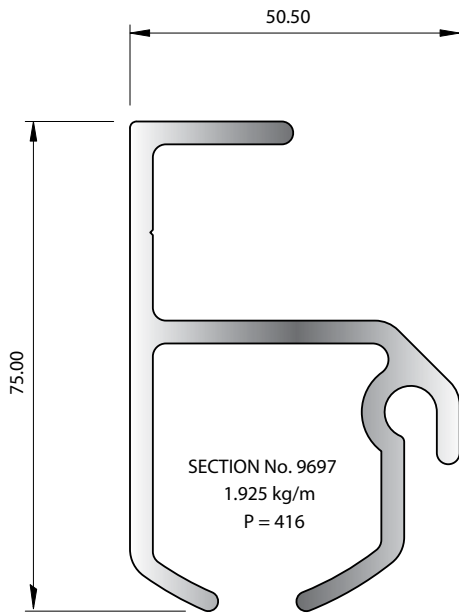
McKechnie®
Transforming Aluminium

Rope Rail Brackets Group 5.12.1



* SOME SPECIAL TOLERANCES APPLY

Curtain Side Top Tracks Group 5.13.1

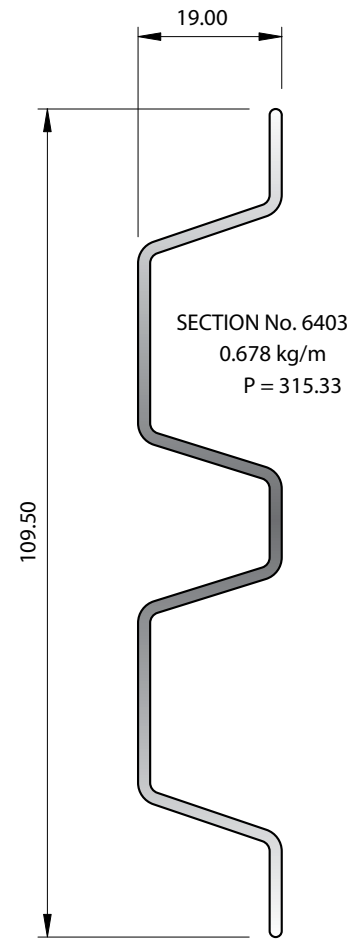
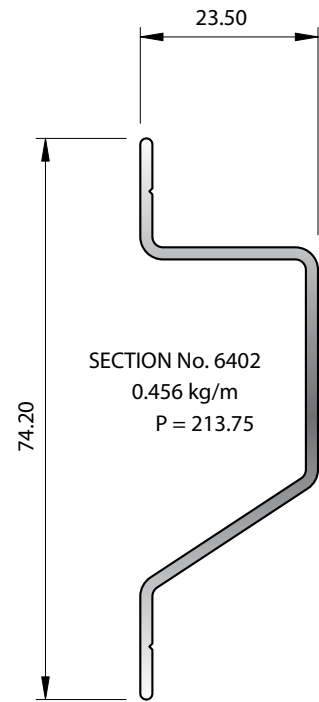
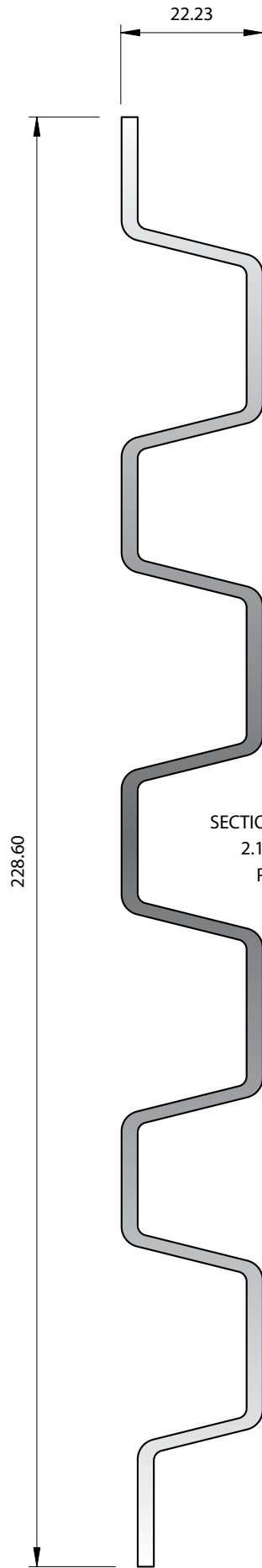
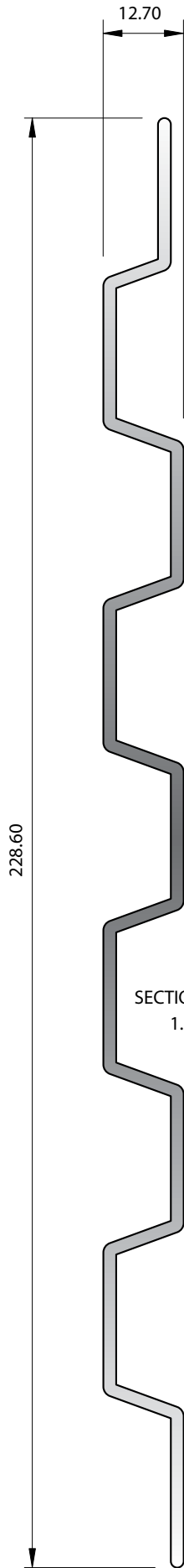


SECTION No. 37559
4.680 kg/m
Ext. P = 770.49 mm



McKechnie®
Transforming Aluminium

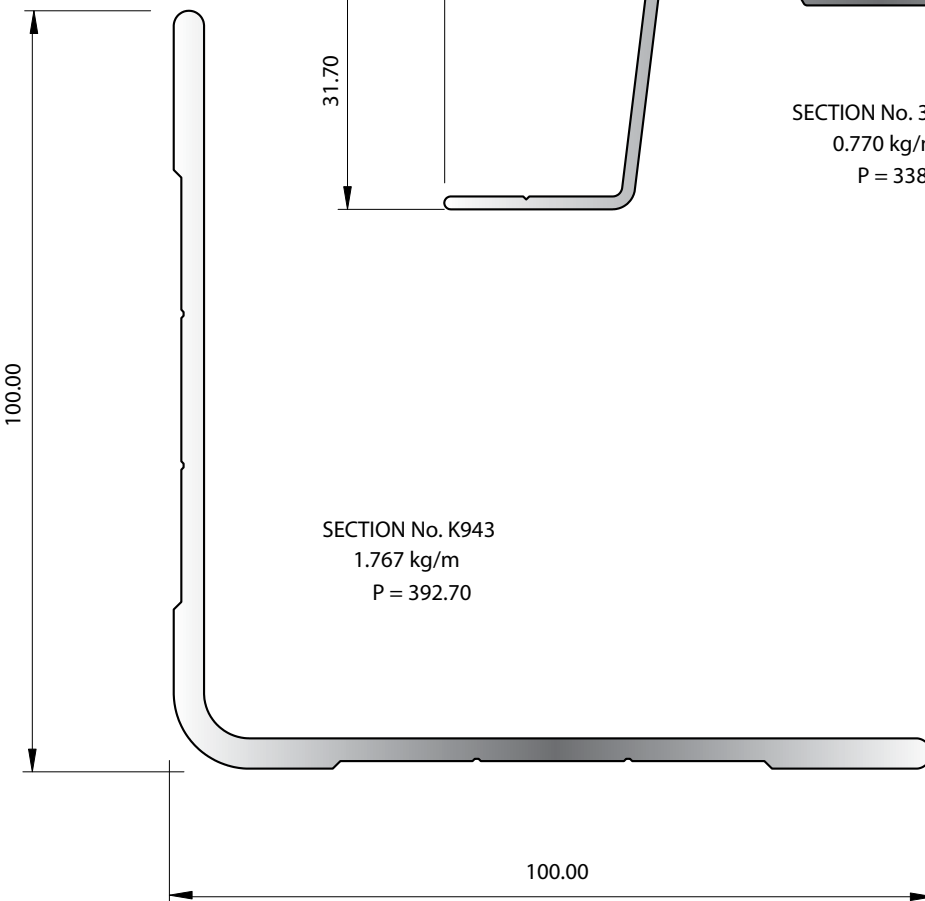
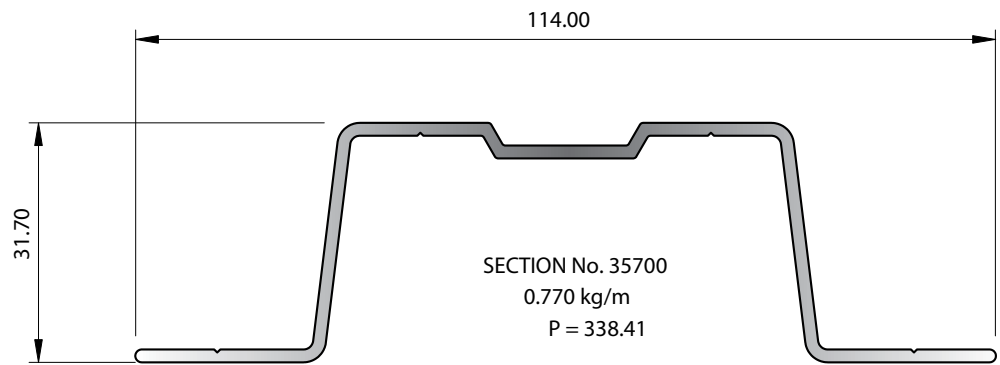
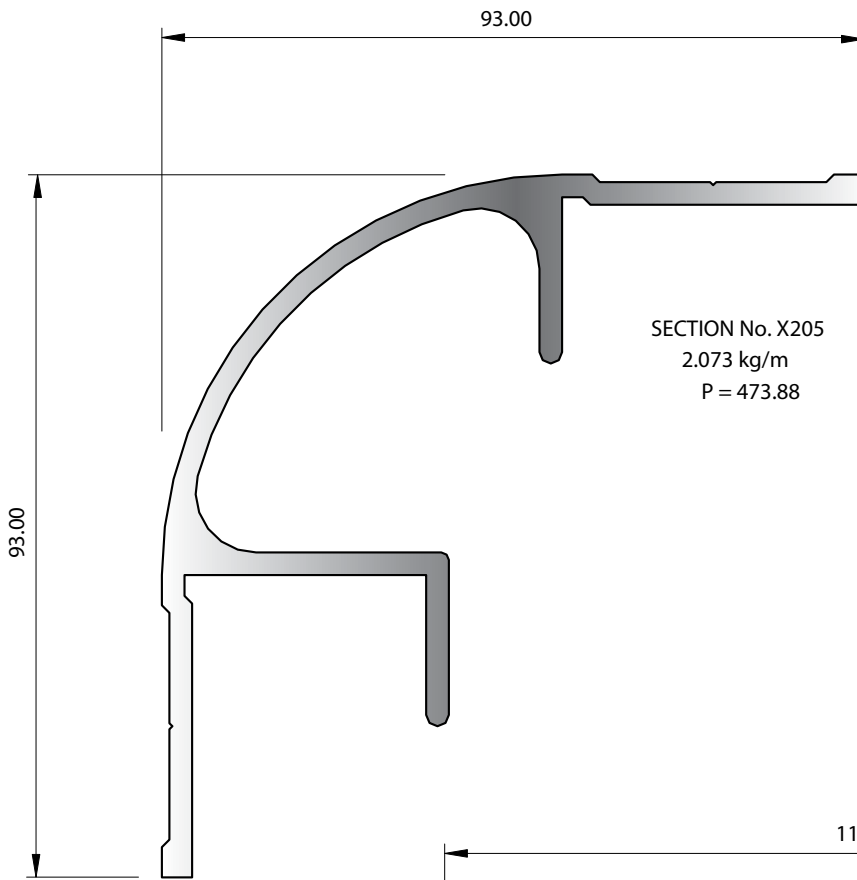
Headboard and Rub Rails Group 5.14.1





McKechnie®
Transforming Aluminium

Cargo Van Sections Group 5.15.1

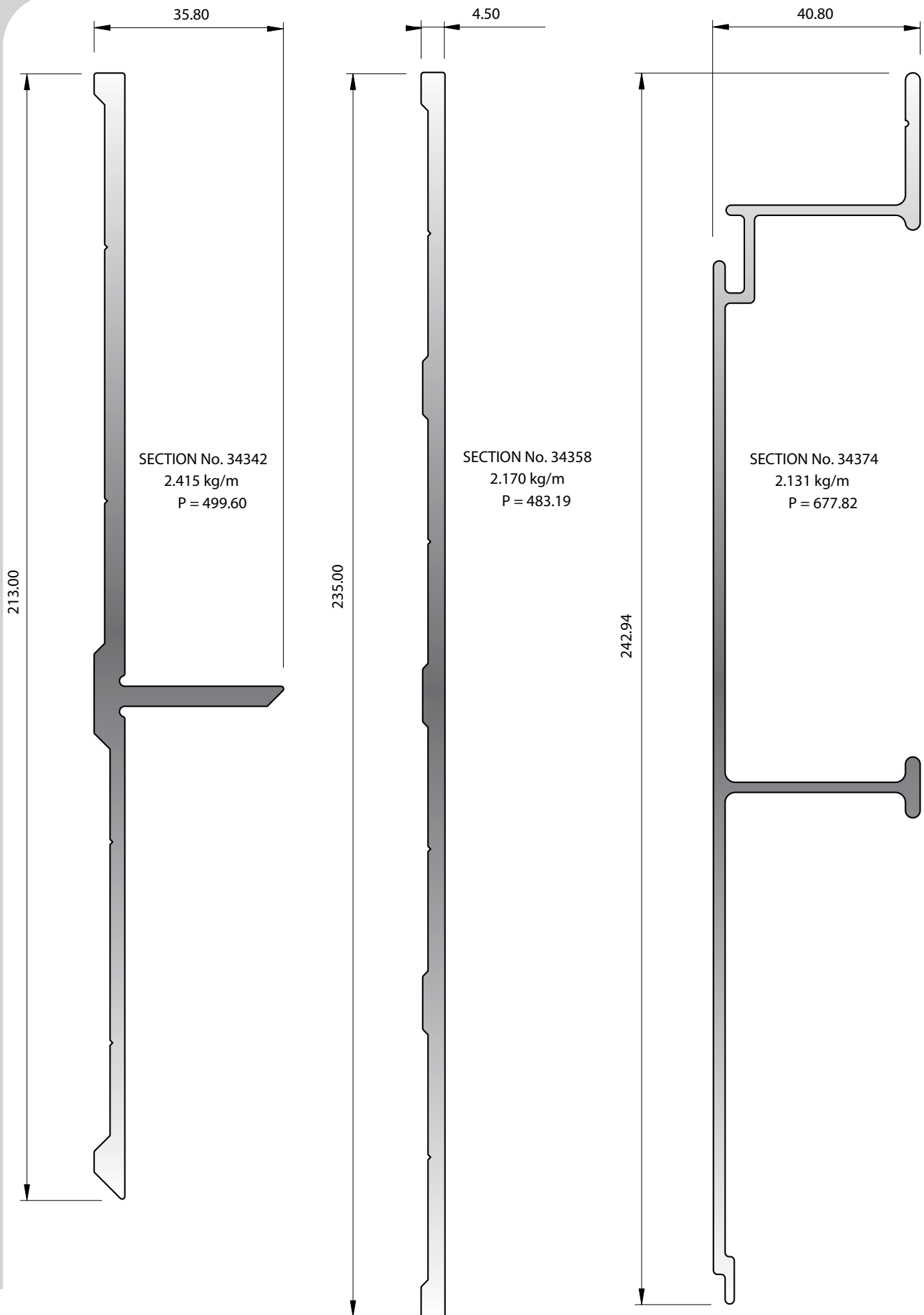


Cargo Van Sections Group 5.15.1

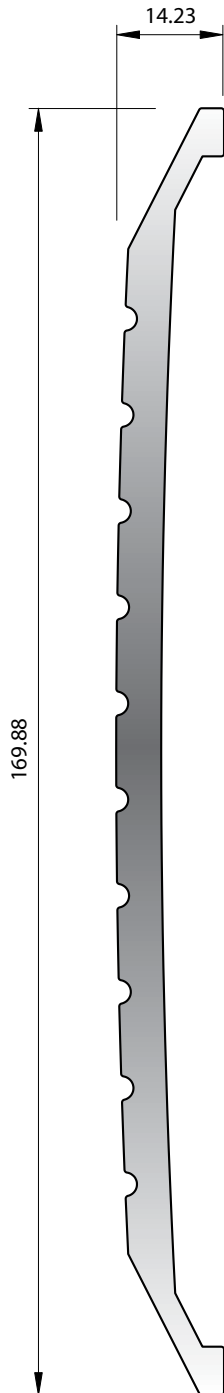


McKechnie®
Transforming Aluminium

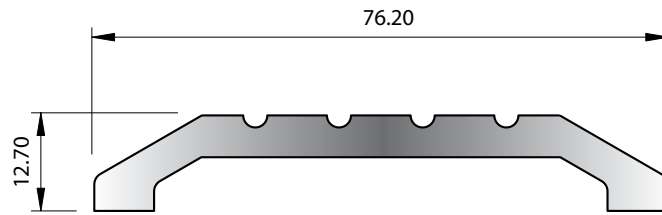
Cargo Van Sections Group 5.15.2



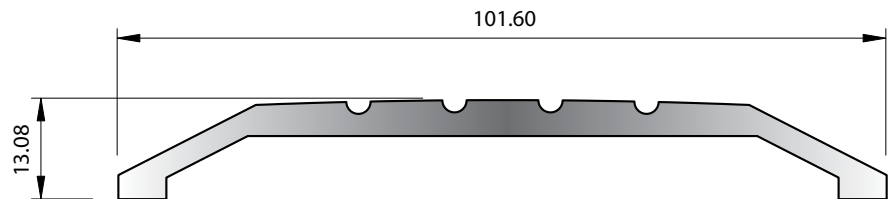
Cargo Van Sections Group 5.15.3



SECTION No. 0750
2.458 kg/m
P = 376



SECTION No. 0732
1.154 kg/m
P = 181

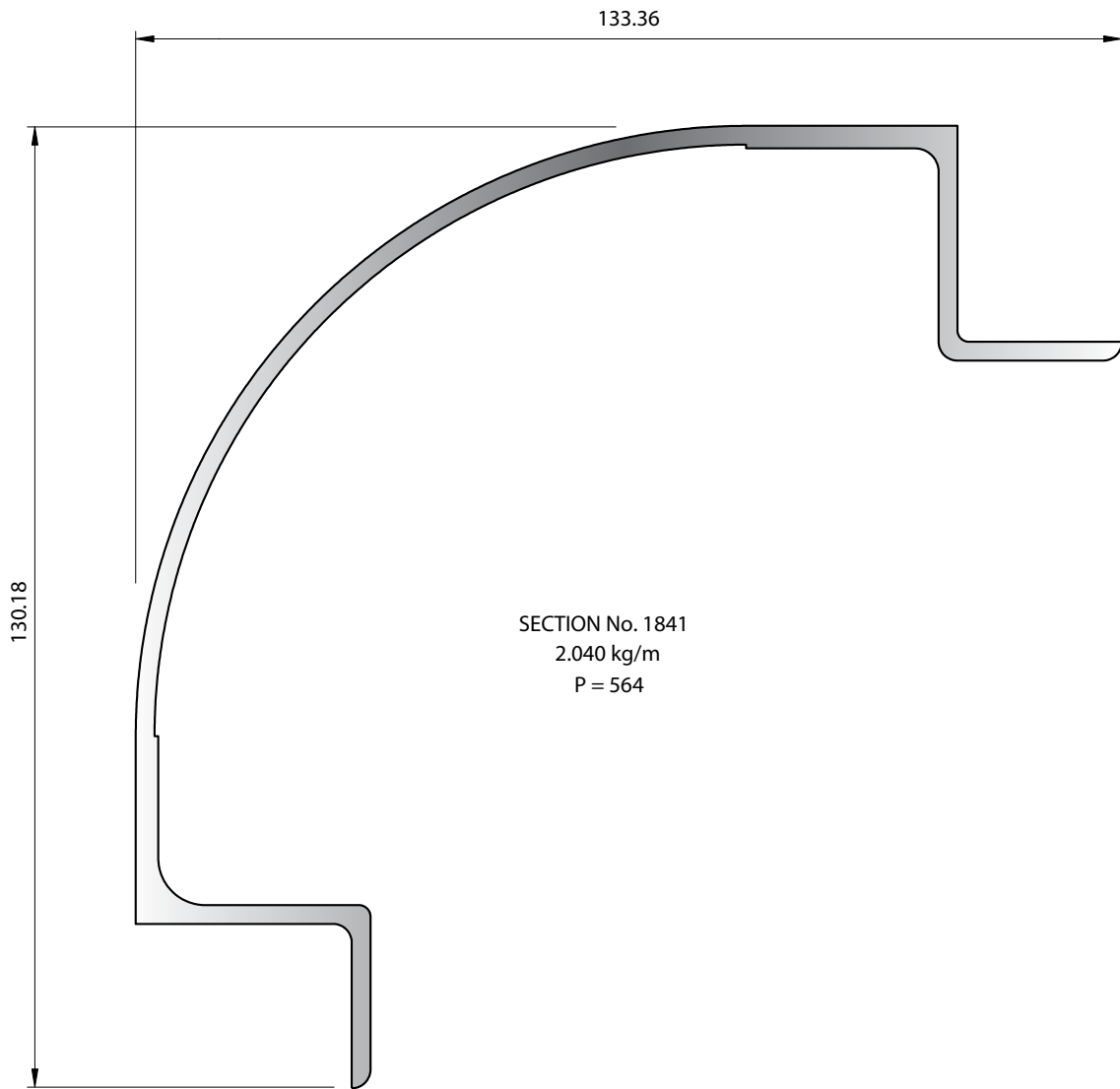


SECTION No. 0749
1.171 kg/m
P = 229

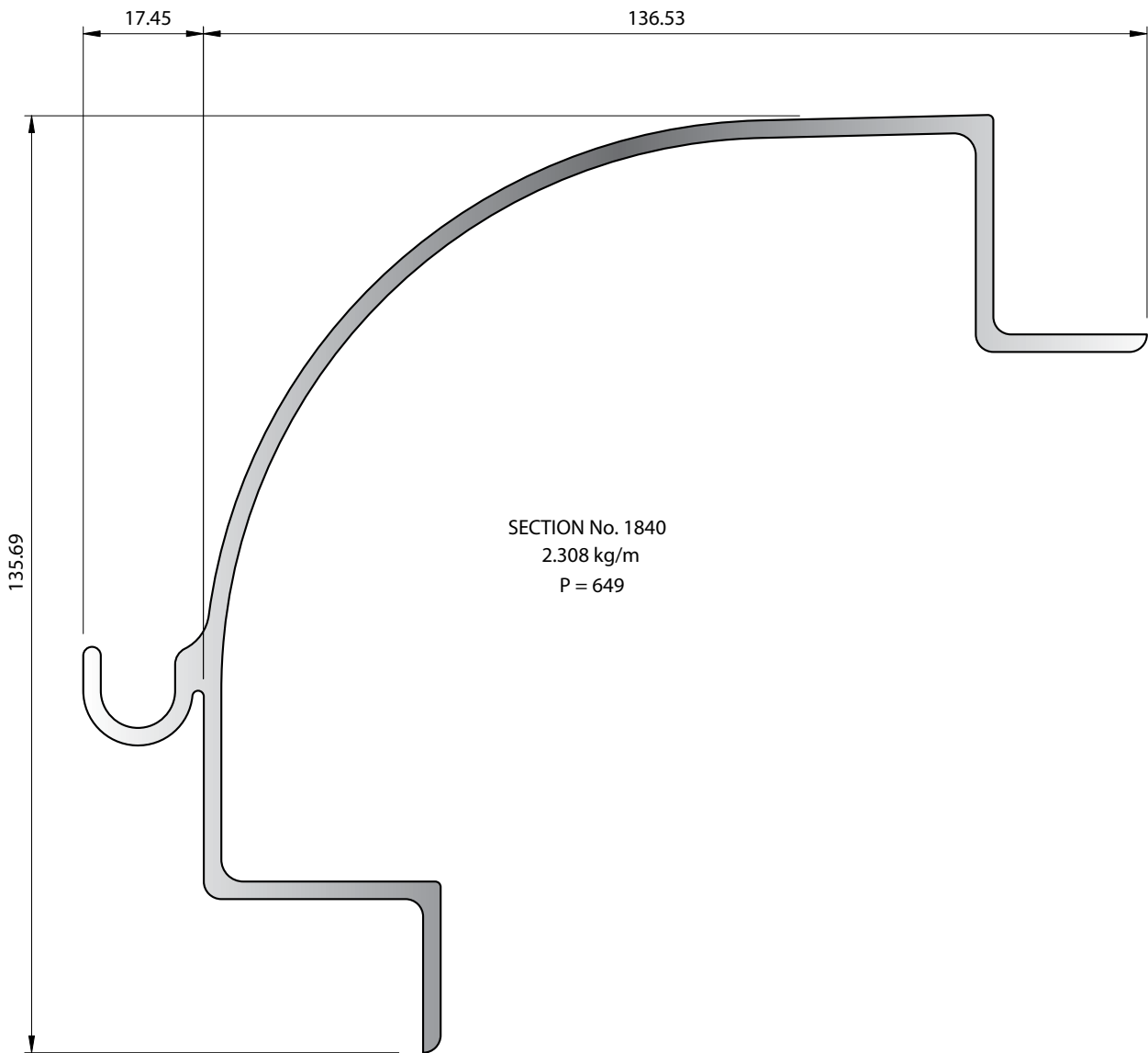


McKechnie®
Transforming Aluminium

Cargo Van Sections Group 5.15.4



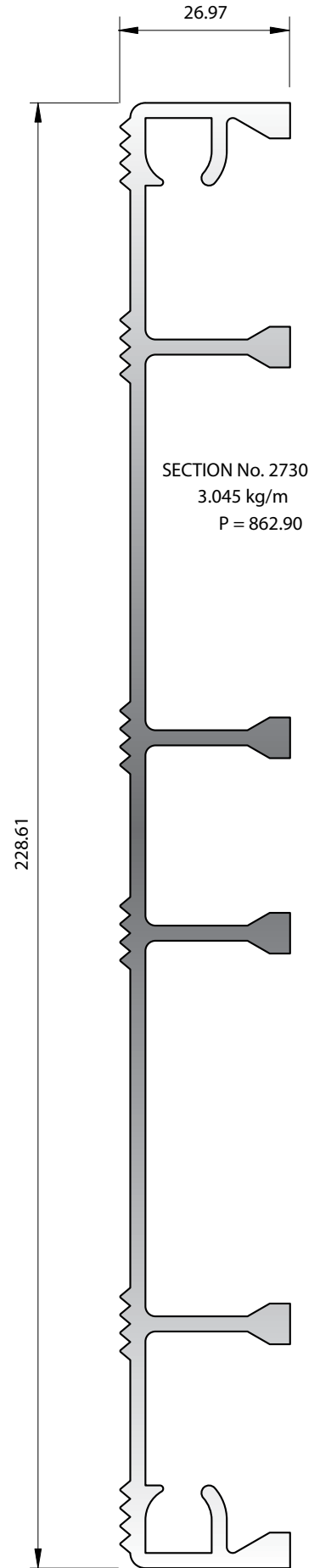
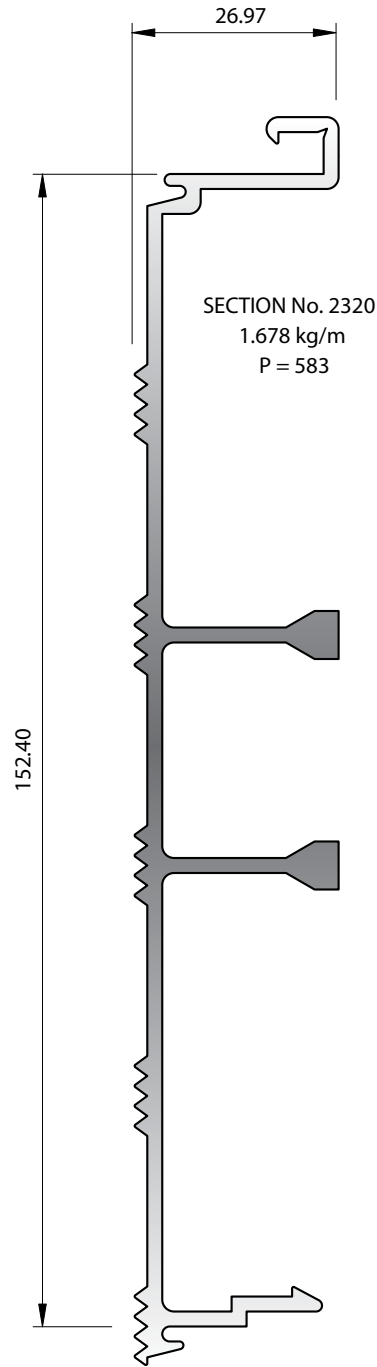
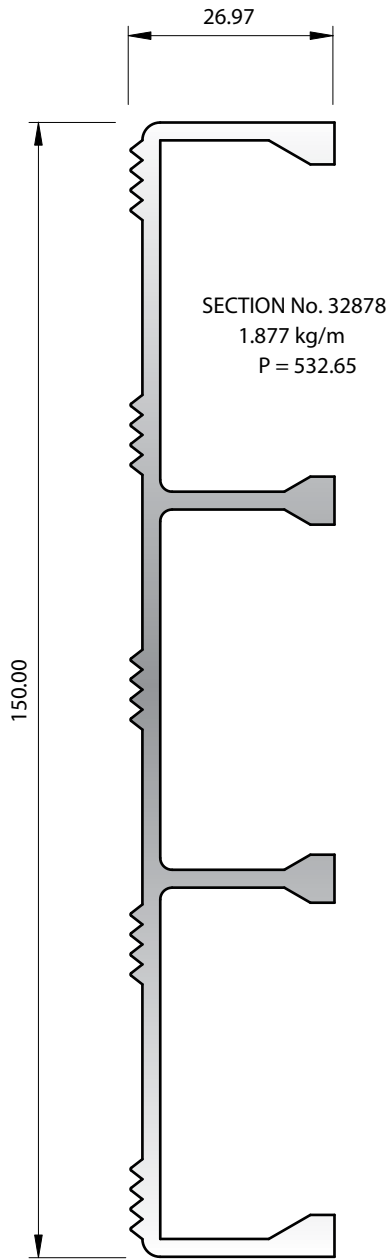
Cargo Van Sections Group 5.15.5





McKechnie®
Transforming Aluminium

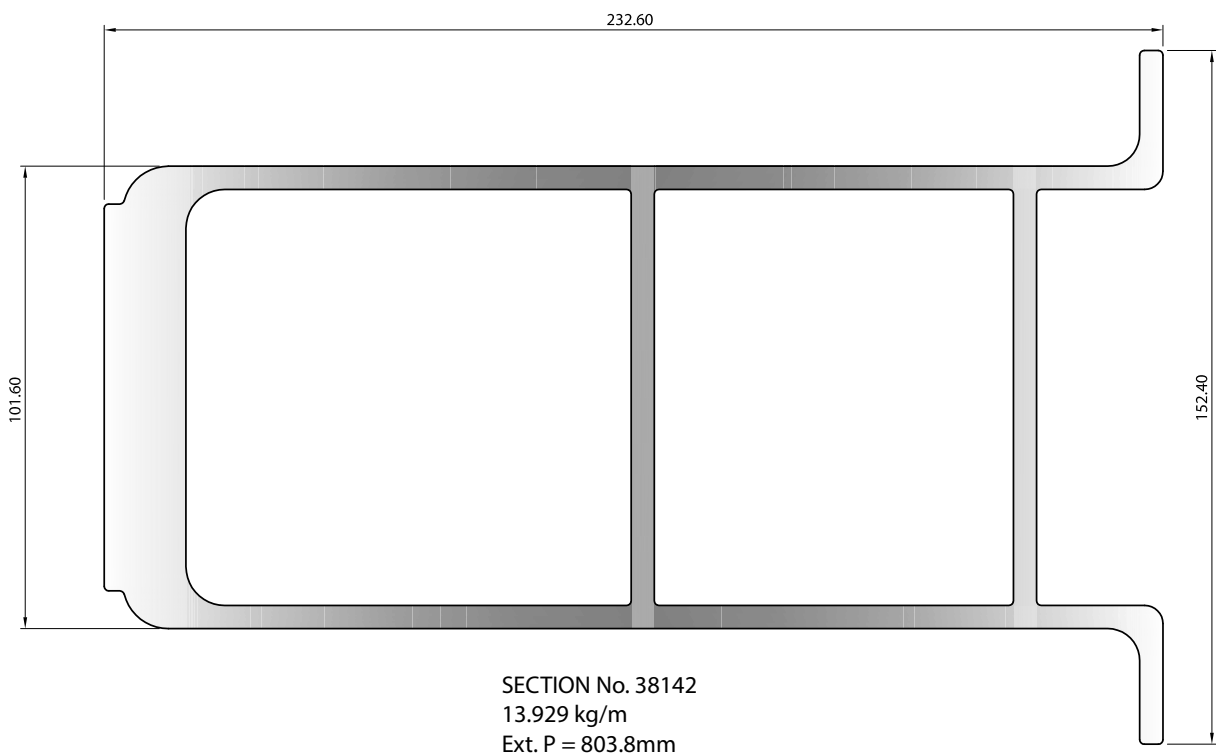
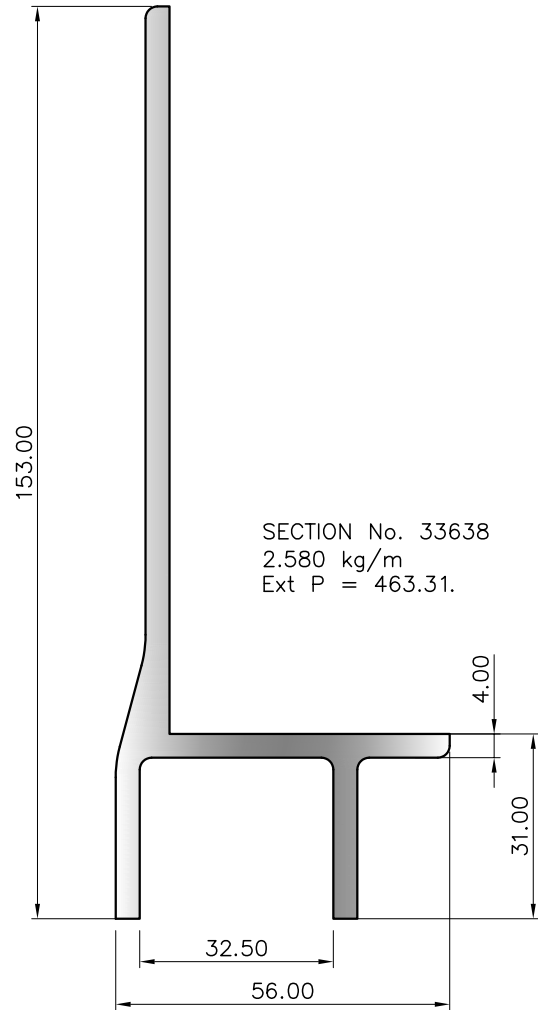
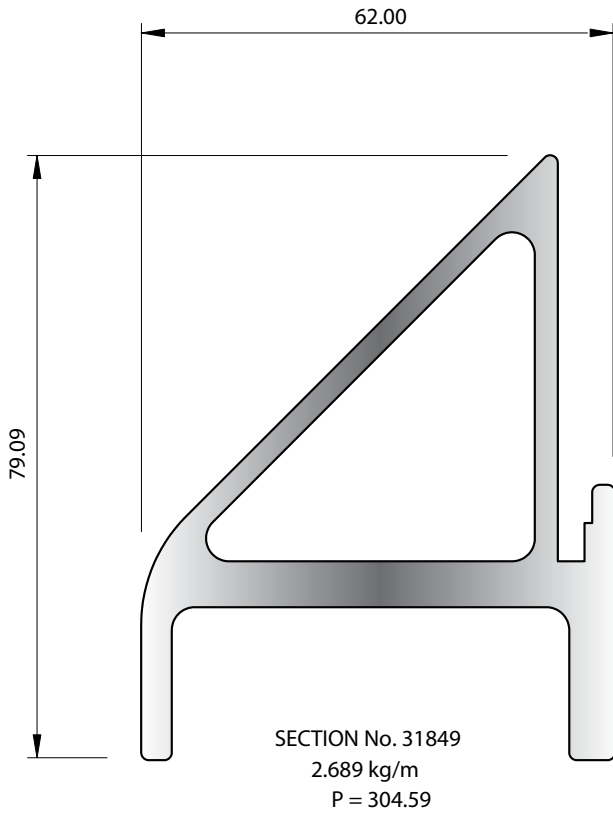
Air Flow Flooring Group 5.16.1





McKechnie®
Transforming Aluminium


Miscellaneous Transport Group 5.17.1





MISCELLANEOUS

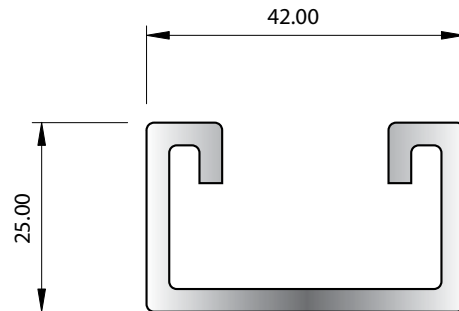
McKechnie®
Transforming Aluminium



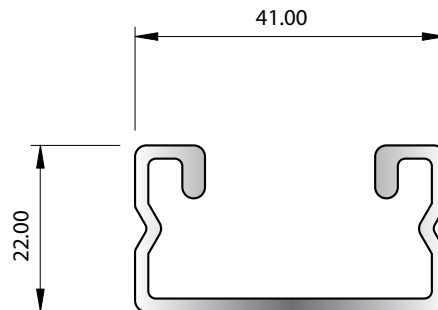


McKechnie®
Transforming Aluminium

Cable Ladders Group Misc 1.1.1



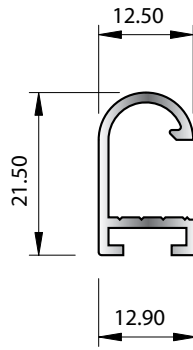
SECTION No. 5088
0.891 kg/m
P = 220



SECTION No. 8774*
0.542 kg/m
P = 211.72

* SOME SPECIAL TOLERANCES APPLY

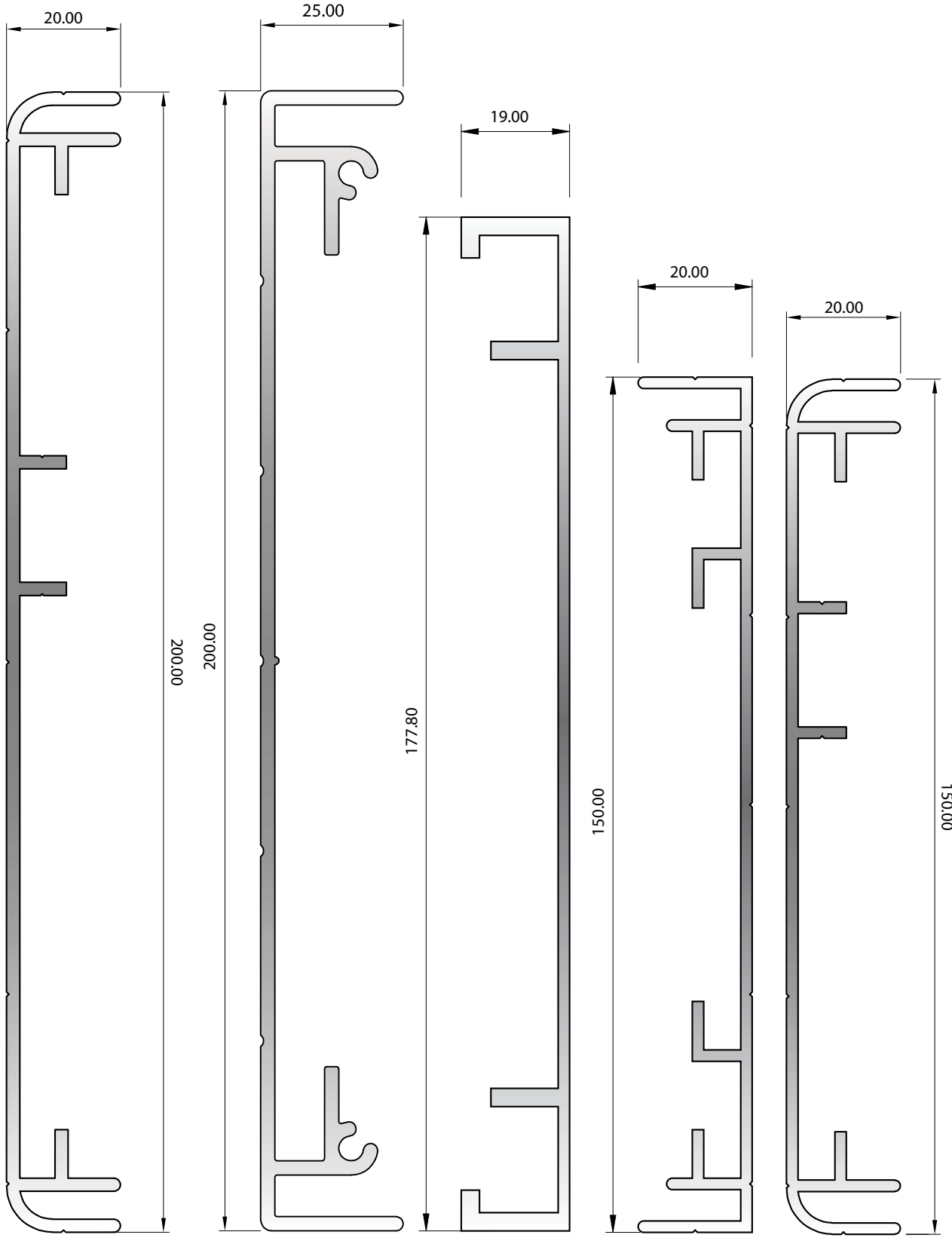
Picture Frames Group Misc 2.1.1



SECTION No. 9339
0.186 kg/m
P = 106.37



Signs Group Misc 3.1.1



SECTION No. 35243
1.850 kg/m
P = 599.95

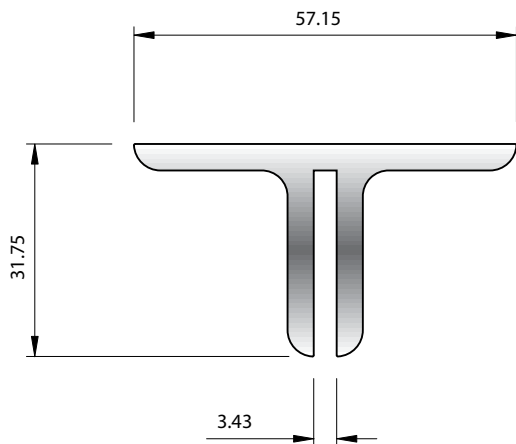
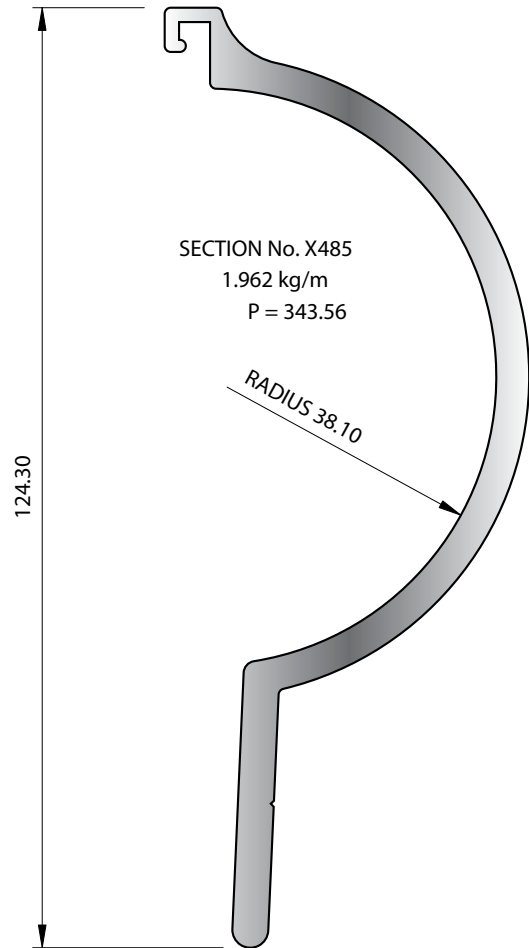
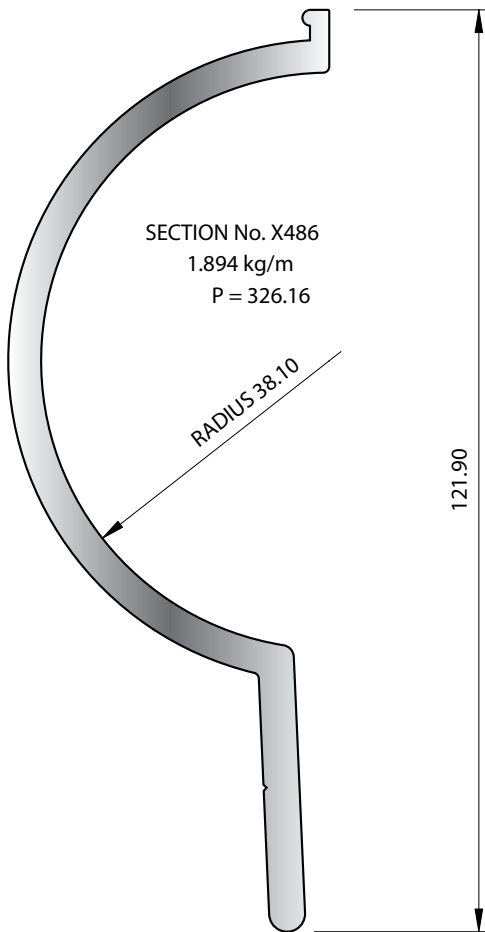
SECTION No. 37029
2.177 kg/m
P = 640.47

SECTION No. N065
1.532 kg/m
P = 490.60

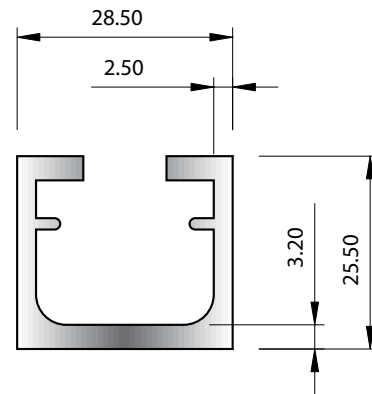
SECTION No. X540
1.418 kg/m
P = 528.89

SECTION No. 35242
1.346 kg/m
P = 503.49

Signs Group Misc 3.1.2



SECTION No. 0656
1.180 kg/m
P = 223



SECTION No. 9372
0.698 kg/m
P = 186

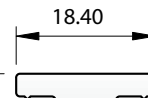


McKechnie®
Transforming Aluminium

Signs Group Misc 3.1.3

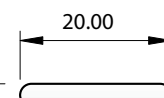
SECTION No. N990

2.200 kg/m
P = 508.64



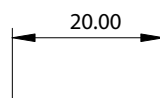
SECTION No. 4584

2.330 kg/m
P = 491.20



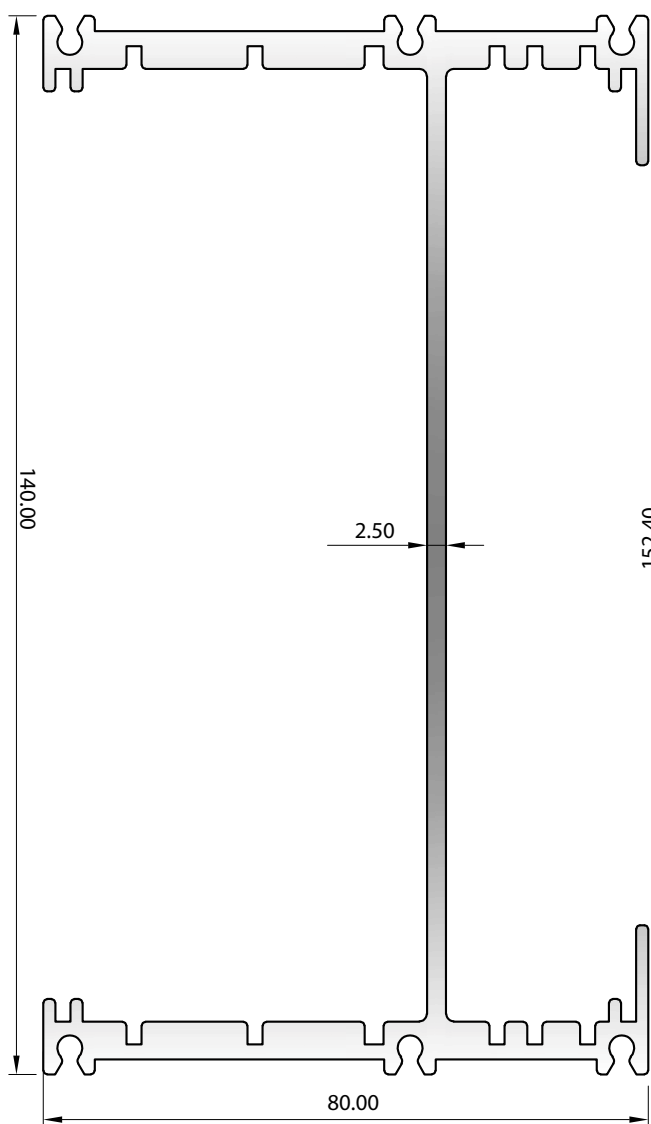
SECTION No. 2318

1.826 kg/m
P = 364.14



SECTION No. 31182

2.992 kg/m
P = 504.49



216.00

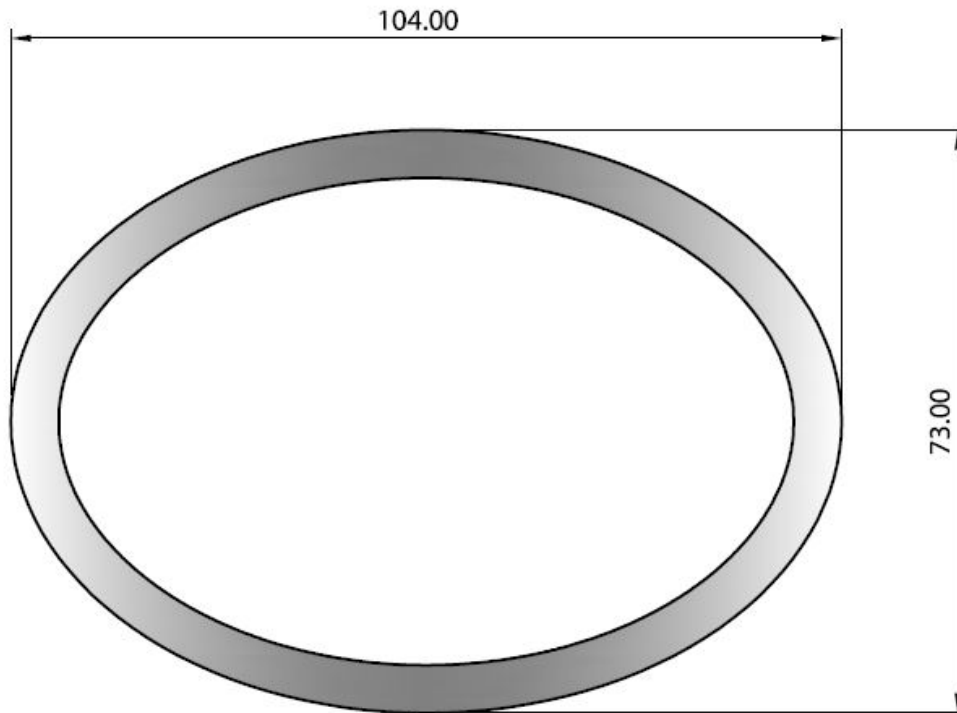
225.00

Signs Group Misc 3.1.3

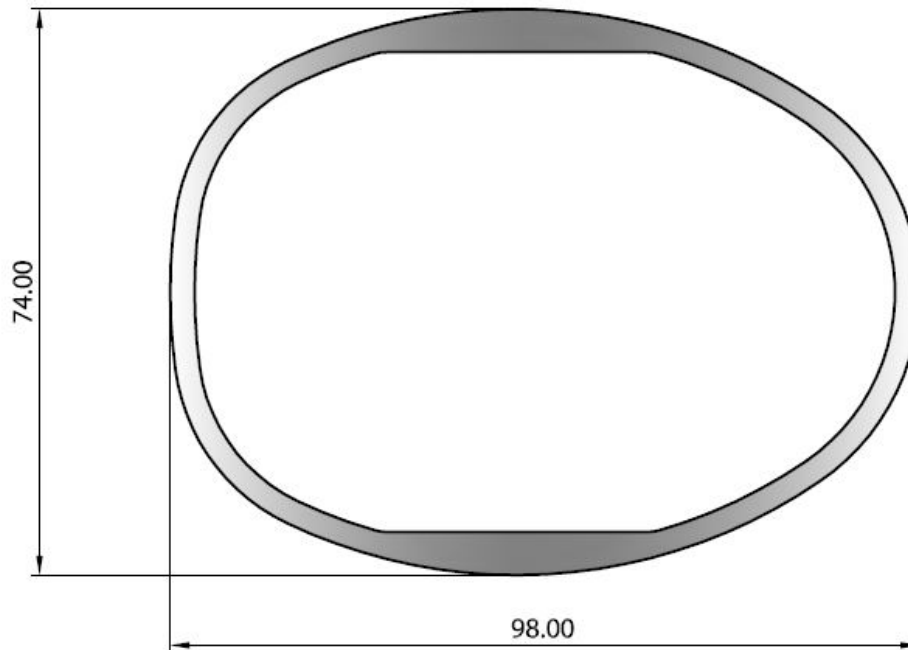


McKechnie®
Transforming Aluminium

Miscellaneous Yacht Mast 4.1



SECTION 34035
4.243 kg/m
Ext. P = 280.14

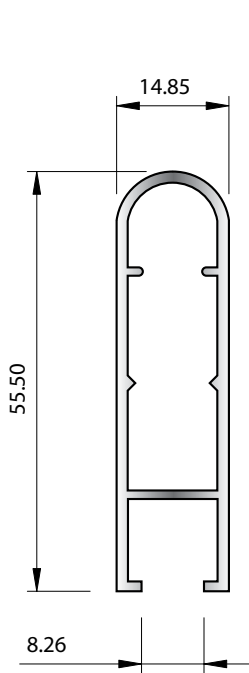


SECTION No. 35010
2.629 kg/m
Ext. P = 276.63

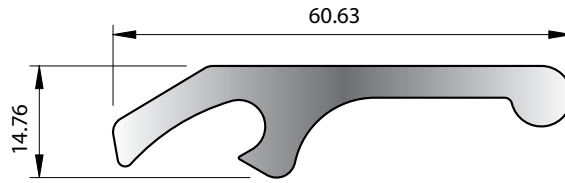


McKechnie®
Transforming Aluminium

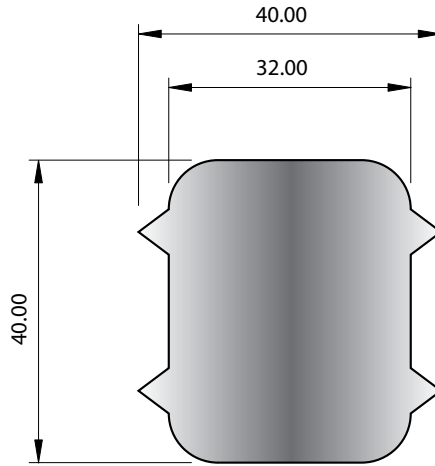
Miscellaneous Group Misc 5.1.1



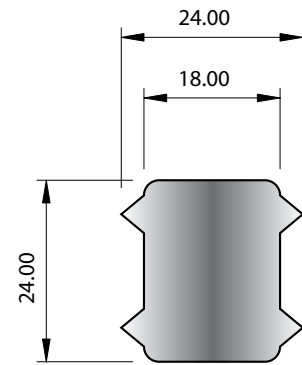
SECTION No. 4977
0.520 kg/m
Ext. P = 165.45



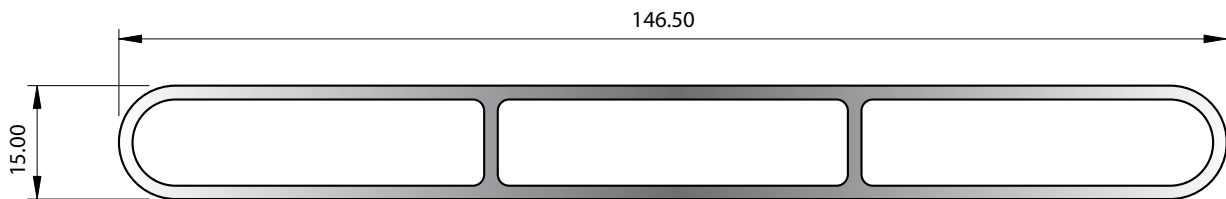
SECTION No. 7963
0.990 kg/m
P = 146.09



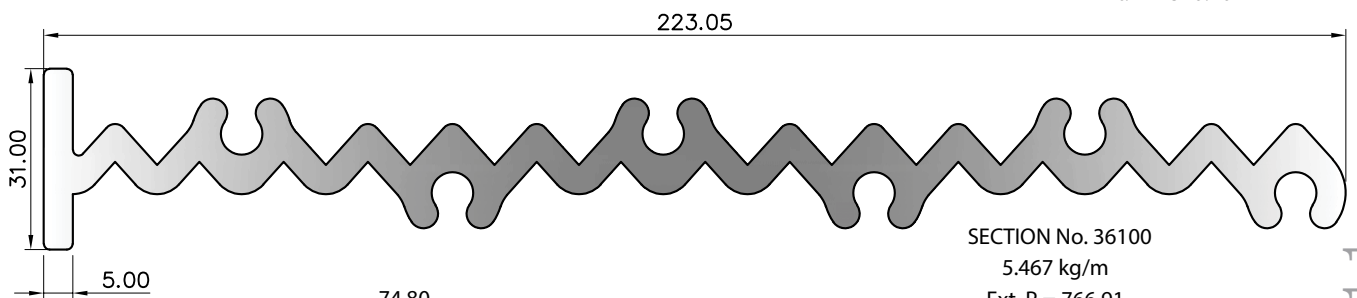
SECTION No. 8251
3.487 kg/m
P = 148.83



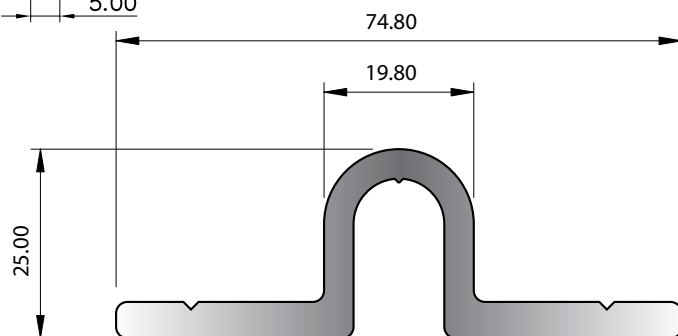
SECTION No. 8250
1.238 kg/m
P = 91.80



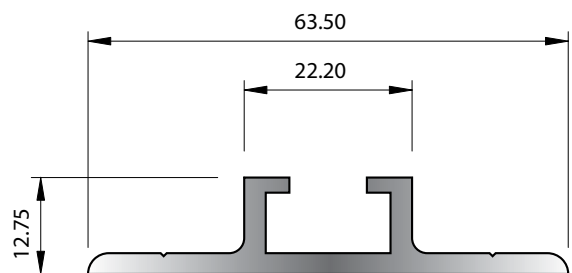
SECTION No. N592
1.607 kg/m
Ext. P = 310.10



SECTION No. 36100
5.467 kg/m
Ext. P = 766.91




SECTION No. Z279
1.289 kg/m
P = 225.03



SECTION No. 6561
0.653 kg/m
P = 181




Miscellaneous Group Misc 5.1.2





McKechnie®
Transforming Aluminium

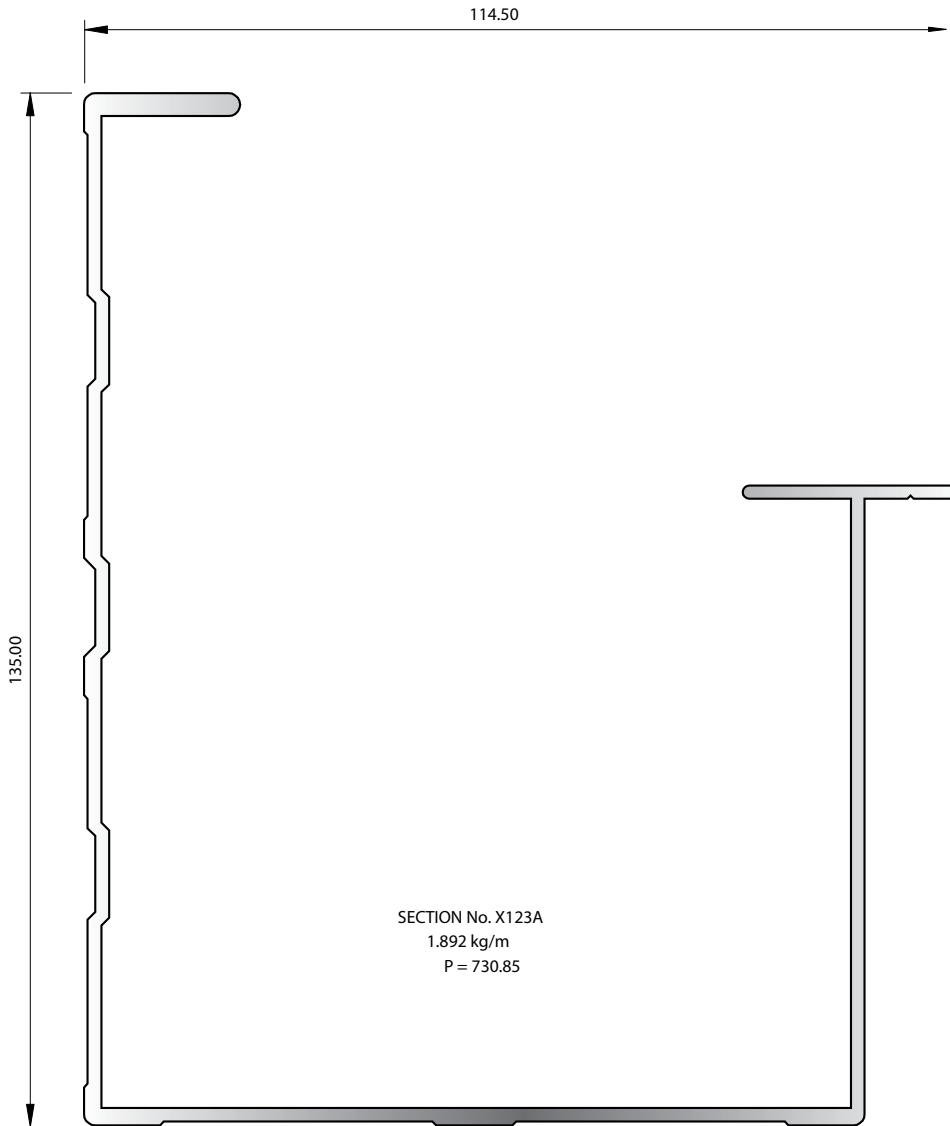

Miscellaneous Group Misc 5.1.3






McKechnie®
Transforming Aluminium

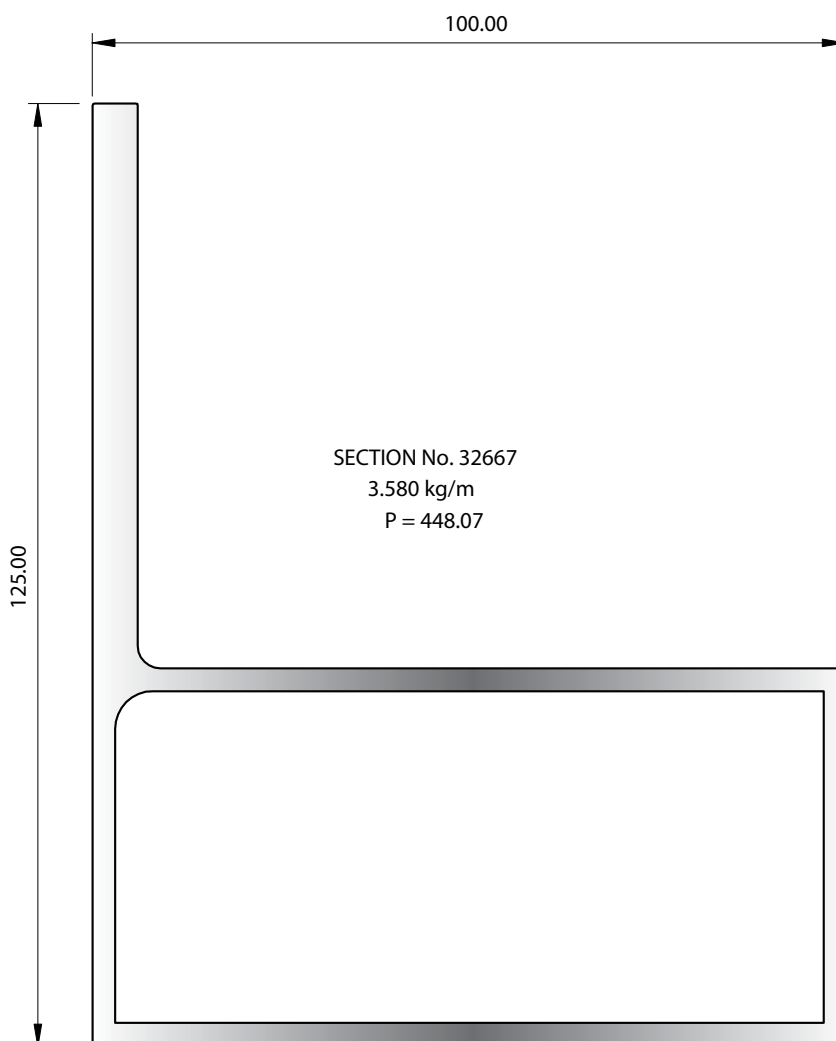
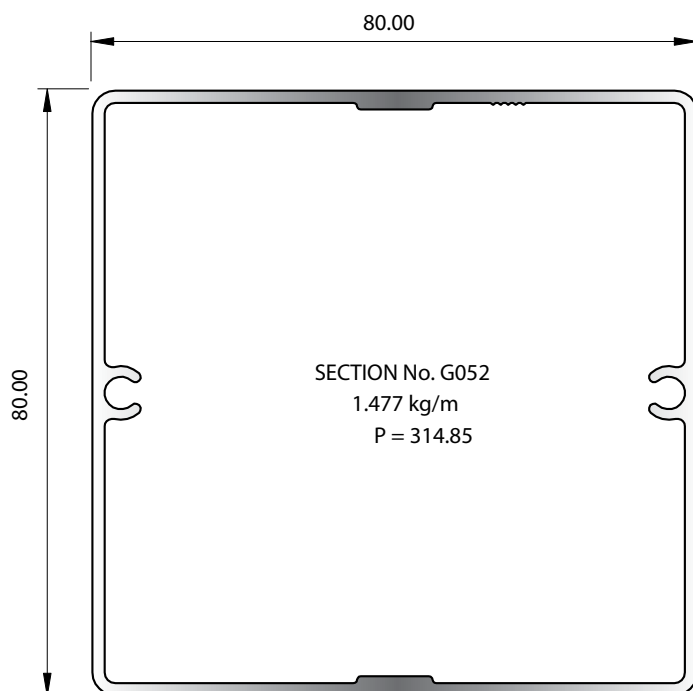
Miscellaneous Group Misc 5.1.4





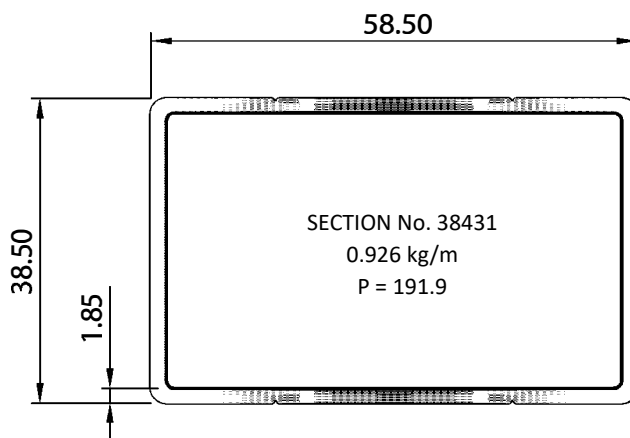
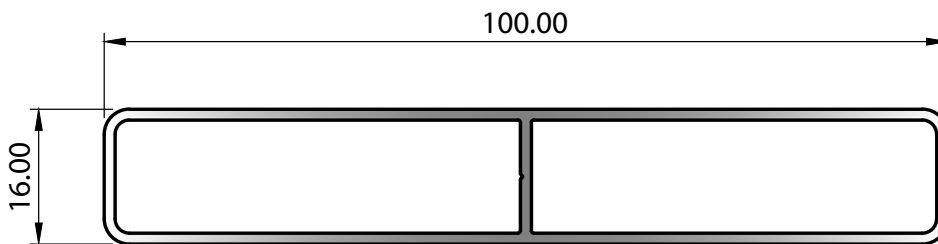

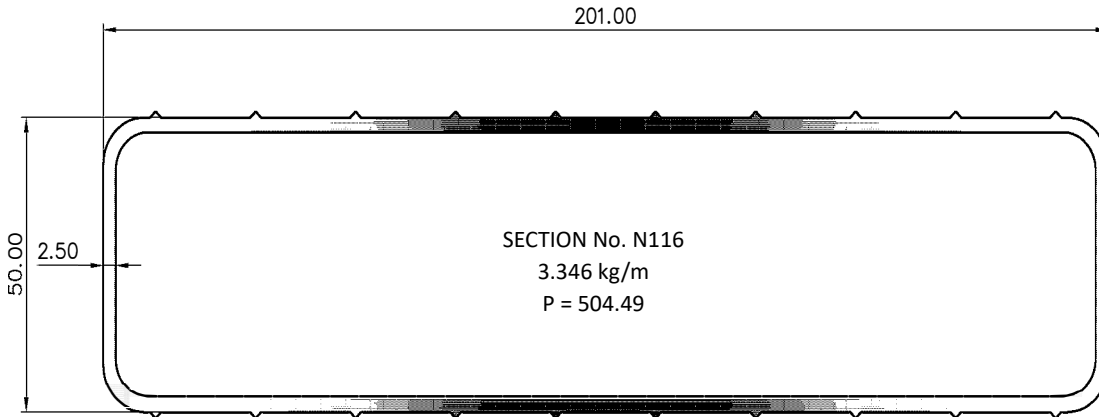
McKechnie®
Transforming Aluminium

Miscellaneous Group Misc 5.1.5





Miscellaneous Group Misc 5.1.6






McKechnie®
Transforming Aluminium

INDEX





McKechnie®
Transforming Aluminium

Index

SECTION NO	PAGE NO	MASS kg/m	OUTSIDE PERM	SECTION NO	PAGE NO	MASS kg/m	OUTSIDE PERM	SECTION NO	PAGE NO	MASS kg/m	OUTSIDE PERM
0273	42	0.351	79.10	0558	39	1.742	127.00	0877	65	0.518	122.08
0274	42	0.286	67.00	0562	33	2.143	254.00	0914	46	1.417	177.80
0275	42	0.153	53.30	0564	35	0.611	143.30	0921	37	1.819	346.30
0276	42	0.122	41.50	0566	34	0.521	125.70	0938	39	0.294	87.80
0278	29	0.101	50.80	0568	30	2.538	301.50	0939	38	0.137	43.38
0279	29	0.155	76.20	0572	29	0.753	127.00	0951	136	0.914	265.00
0284	29	0.933	150.10	0577*	59	0.746	243.00	0954	61	0.988	357.00
0285	29	1.661	200.58	0580	58	0.776	181.30	0975	70	0.133	66.00
0287	36	0.820	195.50	0582	59	0.323	153.00	0976	34	0.108	60.00
0288	36	1.900	288.80	0585	58	0.667	155.90	1018	37	6.380	586.40
0289	36	2.738	285.60	0605	64	0.532	251.00	1023	47	3.484	228.60
0290	36	2.955	310.70	0630	38	0.494	85.80	1025	30	3.423	402.50
0291	37	3.740	385.90	0632	41	0.195	42.60	1026	30	4.371	352.00
0293	53	0.949	147.80	0634	38	1.089	88.90	1027	30	2.980	352.00
0296*	59	1.307	300.21	0637	53	0.458	135.75	1033	30	1.675	251.00
0309	42	0.113	29.65	0637	73	0.458	135.75	1044	44	0.767	146.20
0320	38	0.163	34.90	0638	53	0.627	152.40	1063	143	1.095	234.00
0322	38	0.407	73.00	0644	60	1.386	318.00	1120	49	3.958	482.40
0327	139	0.199	70.00	0651	35	0.491	120.60	1122	33	3.710	301.50
0329	135	0.209	95.00	0656	74	1.180	223.00	1123	53	1.676	198.00
0330	139	0.342	88.00	0656	200	1.180	223.00	1172	98	1.886	304.00
0336	42	0.121	35.40	0657	29	0.627	152.40	1181	31	0.653	88.90
0340	38	0.326	60.30	0663	38	0.218	73.00	1182	29	1.414	177.80
0360	135	0.493	155.00	0679	39	1.089	139.70	1183	35	0.417	200.10
0371	34	0.226	71.10	0680	166	0.525	96.00	1184	53	1.284	198.00
0377	34	0.288	77.00	0687	61	1.333	316.00	1226	36	2.668	288.73
0382	34	0.305	115.00	0692	30	2.098	251.20	1229	96	0.630	295.78
0410	53	0.187	66.00	0708	63	0.184	57.00	1231	38	0.082	25.40
0410	73	0.187	66.00	0719	43	0.461	96.10	1245	138	0.364	97.00
0433	49	0.928	271.92	0720	166	0.254	97.00	1245	167	0.364	97.00
0460	31	0.388	102.00	0732	131	1.154	181.00	1277	29	0.607	99.64
0500	36	0.984	233.60	0732	192	1.154	181.00	1278	40	1.629	263.50
0502	29	0.533	124.80	0733	137	0.489	152.94	1324	44	0.842	197.70
0504	36	1.235	229.00	0734	32	1.086	177.80	1338	29	1.242	203.20
0505	29	1.265	200.60	0749	131	1.171	229.00	1340	37	2.499	396.80
0506	39	0.651	111.10	0749	192	1.171	229.00	1349	53	0.302	76.20
0507	38	0.980	95.30	0750	131	2.458	376.00	1362	38	1.634	108.00
0519	38	0.329	82.60	0750	192	2.458	376.00	1363	33	1.012	241.30
0526	32	0.753	190.50	0757	115	1.932	296.00	1417	65	0.255	84.00
0529	39	1.961	171.50	0765	34	0.143	72.80	1442	37	1.690	400.00
0531	40	3.484	228.60	0785	141	0.153	90.00	1465	34	0.486	157.20
0537	38	0.654	69.90	0825	166	0.338	110.00	1468	44	0.933	177.80
0538	35	0.602	144.70	0864	41	0.233	43.50	1478	53	2.123	248.10
0539	34	0.126	60.10	0876	65	0.282	86.00	1508	58	1.811	422.70

All peripheries less than 100mm are deemed 100mm for surface finish purpose

Index

SECTION NO	PAGE NO	MASS kg/m	OUTSIDE PERM	SECTION NO	PAGE NO	MASS kg/m	OUTSIDE PERM	SECTION NO	PAGE NO	MASS kg/m	OUTSIDE PERM
1528	154	2.093	265.00	2304	138	0.423	124.00	3970	39	0.977	161.90
1605	37	1.253	298.40	2313	33	0.845	203.20	4073	36	1.199	285.70
1614	73	0.736	178.00	2318	201	1.826	364.14	4087	35	0.967	244.00
1617	41	0.158	41.76	2320	195	1.678	583.00	4159	73	0.158	107.80
1631	166	0.553	119.00	2335	65	0.361	134.40	4182	167	0.137	82.00
1649	31	0.217	101.60	2377	33	2.504	304.80	4193	33	2.564	301.30
1651	30	4.224	402.50	2386	33	2.085	254.00	4429A	171	3.988	647.46
1652	37	5.193	536.90	2418	60	1.361	424.00	4478	53	0.410	101.60
1658	33	1.601	251.06	2515	47	1.560	254.00	4519	60	0.256	124.00
1679	34	0.149	65.13	2601	33	3.810	457.20	4575	35	0.559	144.00
1734	95	0.140	40.00	2614	31	0.094	57.16	4576	35	0.567	146.00
1754	154	1.999	312.00	2616	29	0.916	152.40	4578	36	2.268	346.00
1759	39	2.177	152.40	2643	64	0.342	171.00	4584	201	2.330	491.20
1765	53	0.763	184.20	2663	41	5.278	327.66	4693A	168	1.562	367.72
1770	35	0.161	79.40	2673	31	0.129	63.50	4760	37	3.915	590.00
1787	32	0.598	148.00	2730	195	3.045	862.90	4870	53	0.382	100.00
1790	46	1.853	228.60	2736	40	2.177	266.70	4892	184	1.942	525.05
1792	64	1.558	369.00	2776	37	4.113	650.90	4895	106	0.595	278.45
1826	141	0.091	68.19	2781	31	0.411	101.60	4954	38	0.325	52.00
1840	194	2.308	649.00	2852	38	0.247	63.50	4969	108	0.703	329.25
1841	193	2.040	564.00	2963	45	1.628	195.00	4977	203	0.520	165.45
1842	189	2.147	686.50	3015	139	0.270	104.00	4978	41	3.382	147.25
1864	39	0.384	95.25	3301	40	4.355	279.40	4980	41	5.420	240.00
1908	30	5.055	402.48	3306	32	0.298	139.70	4982	41	5.062	200.00
1913	189	1.561	572.00	3324	31	0.486	128.00	4984	38	0.155	44.10
1983	142	0.249	183.00	3325	40	6.968	431.80	4985	38	0.207	56.80
2003	96	0.916	328.00	3470	34	0.190	92.10	4986	38	0.258	69.50
2012	41	0.122	33.00	3503	66	1.431	337.00	4987	38	0.310	82.20
2024	139	0.192	60.35	3522	99	0.527	310.52	4989	39	0.620	158.40
2035	43	0.179	52.80	3620	40	5.245	330.20	4990	38	0.310	59.80
2041	64	2.528	366.00	3625	36	1.350	258.80	4992	38	0.463	85.20
2042	66	2.056	325.00	3688	140	0.811	389.00	4994	38	0.310	50.10
2049	139	0.267	97.00	3779	29	0.321	152.00	4996	38	0.601	88.20
2075	150	1.258	155.00	3852	39	0.217	98.60	4998	40	2.469	221.20
2089	63	0.187	97.00	3854	141	0.154	99.00	4999	38	1.029	87.50
2096	38	0.328	44.50	3858	41	0.212	54.40	5000	39	2.057	151.00
2114	35	0.717	183.00	3882	106	1.569	563.80	5001	39	2.469	176.40
2131	167	0.694	176.19	3896	38	0.132	32.51	5002	40	3.292	227.20
2158	141	0.240	125.01	3896	41	0.132	32.51	5003	29	0.182	50.80
2159	142	0.397	211.00	3898A	172	2.900	584.92	5004	29	0.285	76.20
2184	61	0.517	221.21	3908	47	1.286	241.30	5005	29	0.389	101.60
2207	53	0.789	200.00	3911	36	1.437	229.10	5006	29	0.492	127.00
2276	97	2.903	463.00	3914	30	3.683	301.00	5007	29	0.595	152.40
2303	29	1.633	203.20	3920	32	0.587	137.50	5009	30	1.210	304.80

All peripheries less than 100mm are deemed 100mm for surface finish purpose



Index

McKechnie®
Transforming Aluminium

SECTION NO	PAGE NO	MASS kg/m	OUTSIDE PERM	SECTION NO	PAGE NO	MASS kg/m	OUTSIDE PERM	SECTION NO	PAGE NO	MASS kg/m	OUTSIDE PERM
5011	29	0.565	100.60	5662	39	1.234	164.40	5988	53	0.624	160.00
5012	29	0.871	152.40	5663	146	0.351	143.50	5989	38	0.087	43.20
5013	29	1.180	203.20	5665	45	0.911	192.38	5991	38	0.130	38.00
5014	29	0.703	101.60	5669	31	0.172	88.00	5992	38	0.162	46.00
5016	29	1.549	203.20	5706	105	0.126	77.00	5993	38	0.203	56.00
5017	30	1.960	254.00	5715	35	0.641	195.00	5994	39	0.405	106.00
5018	30	2.372	304.80	5723	35	0.291	147.00	5995	40	0.810	206.00
5019	38	0.104	31.40	5726	34	0.197	93.00	5996	38	0.405	62.00
5021	40	6.775	250.00	5727	31	0.218	104.00	5997	39	0.810	112.00
5081	60	1.798	358.00	5728	43	0.301	76.00	5998	40	1.620	212.00
5088	197	0.891	220.00	5729	38	0.617	88.20	5999	38	0.810	74.00
5090A	170	4.966	700.73	5740	38	0.231	47.00	6000	39	1.620	124.00
5112	38	0.540	66.00	5741	39	0.772	136.00	6001	40	3.240	224.00
5113	41	0.675	70.00	5743	38	1.231	100.00	6018	169	5.966	780.29
5179	38	0.516	75.50	5766	29	0.115	60.00	6059	44	0.778	152.00
5183	39	1.859	170.40	5780	39	4.355	177.80	6076	32	0.462	120.00
5323	32	0.585	150.00	5781	39	5.226	203.20	6077	38	0.324	86.00
5380	143	0.299	184.00	5784	40	10.452	355.60	6096	113	0.152	87.00
5384	143	0.304	188.00	5843	113	0.216	113.00	6100	113	1.961	313.49
5386	141	0.134	84.00	5845	32	0.399	200.00	6107	31	0.334	104.00
5387	141	0.148	93.00	5854	67	0.942	278.00	6114	44	1.054	203.20
5396	173	2.721	552.99	5903	32	0.317	150.00	6114	45	1.054	203.20
5424	30	3.485	304.80	5916	46	0.767	150.00	6128	36	0.842	214.00
5508	31	0.281	88.00	5917	44	1.523	200.00	6130	166	0.148	76.00
5509	32	0.275	130.00	5931	31	0.286	109.57	6136	113	0.150	72.23
5510	29	0.210	100.00	5968	29	0.170	48.00	6136	148	0.150	72.23
5511	31	0.188	90.00	5969	29	0.235	64.00	6167	135	0.187	74.10
5512	29	0.167	80.00	5970	31	0.235	64.00	6179	146	0.450	194.42
5513	31	0.154	73.00	5971	31	0.275	74.00	6180	150	2.352	268.00
5514	31	0.132	64.00	5972	29	0.300	80.00	6199	92	0.835	341.15
5580	29	2.220	200.00	5973	29	0.381	100.00	6207	36	2.397	272.00
5581	106	0.429	181.58	5974	31	0.437	114.00	6209	34	0.439	135.00
5584	111	0.987	340.00	5975	29	0.333	160.00	6256	150	2.278	464.16
5587	70	0.237	119.81	5976	29	0.624	160.00	6276	35	0.405	125.00
5590	34	0.167	85.70	5977	29	0.786	200.00	6296	67	1.568	427.85
5590	65	0.167	85.70	5978	34	0.142	68.80	6323	66	0.720	251.60
5620	113	0.484	157.03	5979	34	0.194	92.80	6330	36	0.370	185.00
5622	112	1.299	214.50	5980	34	0.437	114.00	6331	82	0.611	304.95
5624	112	1.057	210.74	5982	35	0.599	154.00	6350	111	0.518	127.00
5636	75	0.298	100.00	5983	35	0.761	194.00	6357	38	0.432	88.00
5637	75	0.246	80.06	5984	35	1.166	294.00	6373	39	0.648	166.00
5645	30	1.797	304.80	5985	53	0.166	80.00	6374	36	1.409	354.00
5653	113	0.166	97.50	5986	53	0.300	80.00	6402	189	0.456	213.75
5661	29	0.273	127.00	5987	53	0.209	100.00	6403	189	0.678	315.33

All peripheries less than 100mm are deemed 100mm for surface finish purpose

Index

SECTION NO	PAGE NO	MASS kg/m	OUTSIDE PERM	SECTION NO	PAGE NO	MASS kg/m	OUTSIDE PERM	SECTION NO	PAGE NO	MASS kg/m	OUTSIDE PERM
6421	29	0.100	48.00	6890	43	0.353	88.00	7524	41	3.562	450.28
6423	34	0.348	92.00	6940	176	1.405	499.00	7556	39	8.129	229.14
6428	32	0.403	190.00	6941	175	1.208	283.97	7556	41	8.129	229.14
6452	35	0.680	174.00	6941	177	1.208	283.97	7587	138	0.433	229.00
6476	35	0.801	204.00	6941	179	1.208	283.97	7603	49	3.575	471.00
6484	29	0.425	200.00	6942	175	1.233	290.28	7652	47	1.691	220.00
6488	147	0.260	171.55	6942	177	1.233	290.28	7709	82	0.208	139.80
6489	34	0.211	100.00	6942	179	1.233	290.28	7710	38	0.432	56.00
6490	47	2.008	260.00	6943	175	1.428	515.00	7724	38	0.108	30.40
6497	154	0.329	108.00	6943	176	1.428	515.00	7724	41	0.108	30.40
6520	116	1.464	524.00	6944	36	2.347	352.40	7752	103	1.808	318.23
6521	116	0.834	317.00	6945	36	1.257	238.28	7754	101	0.267	149.88
6522	117	1.256	450.00	6947	43	0.875	120.00	7757	108	0.384	199.13
6523	117	0.325	178.00	6948	32	1.237	202.00	7771	102	1.532	240.00
6524	117	0.569	225.97	6982	37	3.046	387.00	7789	83	0.360	118.32
6525	78	0.186	110.00	6983	36	1.008	254.00	7791	80	0.762	302.27
6525	118	0.186	110.00	7015	40	3.078	248.00	7792	36	0.967	274.48
6561	203	0.653	181.00	7040	39	1.296	172.00	7793	37	1.176	325.88
6570	119	0.751	240.00	7051	93	0.565	283.00	7793	67	1.176	325.88
6582	135	0.413	162.00	7052	93	0.609	305.00	7794	80	0.777	360.28
6595	166	0.221	95.94	7054	93	0.569	257.00	7841	43	0.596	115.70
6614	43	0.404	100.00	7055	93	0.572	272.00	7913	35	0.340	182.80
6621	46	0.689	112.00	7057	46	0.798	127.40	7955	47	2.252	290.00
6634	46	0.945	150.00	7059	37	3.816	454.00	7963	203	0.990	146.09
6645	75	0.264	65.00	7060	37	7.408	637.22	8039	145	0.768	240.30
6651	29	0.125	80.00	7084	32	0.205	104.00	8042	47	0.836	200.00
6655	95	0.142	73.00	7106	139	0.119	64.10	8069	49	2.599	378.30
6668	44	1.013	160.00	7191	92	0.339	166.12	8072	58	0.117	61.00
6669	47	1.626	250.00	7205	62	0.902	317.64	8126	53	1.919	243.13
6670	31	0.239	114.00	7280	86	0.438	205.20	8126	74	1.919	243.13
6706	38	0.648	92.00	7288	38	0.367	76.00	8127	53	1.189	153.13
6726	103	1.066	387.00	7360	83	0.463	182.84	8127	74	1.189	153.13
6751	29	0.301	101.60	7377	47	1.088	208.28	8136	92	0.281	157.00
6756	134	0.142	48.00	7389	53	0.340	160.00	8136	101	0.281	157.00
6788	33	0.988	250.00	7391	41	0.848	108.85	8140	105	1.410	516.00
6792	43	0.253	58.85	7392	40	1.080	204.00	8163	111	1.732	292.18
6815	46	0.874	185.00	7425	39	1.350	120.00	8164	112	2.232	409.78
6820	33	0.894	226.00	7426	39	1.080	100.00	8165	112	2.285	363.32
6843	35	0.816	241.66	7439	75	0.298	92.00	8166	115	1.325	260.46
6852	38	1.960	114.00	7468	39	1.080	116.00	8167	111	0.131	81.99
6854	32	0.291	138.00	7508	53	0.374	98.00	8174	83	0.831	260.61
6856	134	0.143	48.00	7508	73	0.374	98.00	8216	36	0.405	203.00
6864	142	0.235	146.00	7509	167	1.046	210.62	8234	69	13.000	716.00
6868	154	4.730	489.18	7524	40	3.562	450.28	8250	203	1.238	91.80

All peripheries less than 100mm are deemed 100mm for surface finish purpose



Index

McKechnie®
Transforming Aluminium


SECTION NO	PAGE NO	MASS kg/m	OUTSIDE PERM	SECTION NO	PAGE NO	MASS kg/m	OUTSIDE PERM	SECTION NO	PAGE NO	MASS kg/m	OUTSIDE PERM
8251	203	3.487	148.83	9129	184	1.805	636.00	9609	43	0.189	50.80
8266	33	0.992	250.00	9192	44	1.555	160.00	9610	43	0.801	127.00
8305	71	0.387	200.85	9193	44	0.647	154.85	9675	43	0.346	95.90
8317	143	0.158	100.00	9257	161	0.826	112.60	9677	35	0.332	156.80
8333	40	2.700	220.00	9322	29	0.091	48.00	9697	188	1.925	416.00
8459	32	0.252	120.00	9323	31	0.124	64.00	9698	101	0.650	254.00
8513	104	1.231	458.00	9324	29	0.156	80.00	9699	108	2.914	311.40
8514	104	1.207	454.60	9325	31	0.144	74.00	9728	82	0.498	224.40
8515	39	2.160	180.00	9326	31	0.176	90.00	9741	38	0.194	36.00
8516	40	2.592	332.00	9327	29	0.196	100.00	9742	39	2.592	184.00
8517	32	0.502	130.00	9328	31	0.205	104.00	9743	29	0.948	240.00
8518	29	1.523	200.00	9329	32	0.237	120.00	9744	30	2.495	320.00
8521	35	0.616	158.00	9330	32	0.257	130.00	9745	32	0.397	104.00
8570	80	0.501	226.56	9331	29	0.318	160.00	9746	44	1.283	200.00
8589	39	3.645	186.00	9332	32	0.298	150.00	9747	34	0.317	99.00
8590	39	2.835	178.00	9333	29	0.399	200.00	9751	39	2.160	120.00
8596	37	1.944	483.14	9334	32	0.379	190.00	9752	35	0.410	156.00
8706	92	1.286	462.80	9335	35	0.310	146.80	9753	32	0.664	170.00
8713	33	7.077	535.00	9336	38	0.108	53.20	9754	41	1.275	166.80
8716	36	1.166	294.00	9337	38	0.259	70.00	9775	155	0.494	150.10
8761	95	1.047	335.00	9352	31	0.139	88.00	9776	39	2.700	129.70
8776	39	0.972	132.00	9360	96	0.238	136.10	9777	39	1.944	143.70
8777	43	0.530	74.85	9367	41	0.505	72.07	9780	30	1.847	239.50
8778	43	0.695	94.85	9368	41	0.342	69.77	9781	33	0.786	199.50
8791	41	1.229	98.28	9372	70	0.698	186.00	9782	33	1.393	349.50
8950	43	0.300	80.00	9372	199	0.698	186.00	9783	43	0.340	73.50
8951	43	0.473	80.00	9379	86	0.562	218.40	9784	43	0.713	99.70
8953	35	0.729	186.00	9406	46	0.470	120.80	9785	46	0.810	129.70
8954	29	0.367	140.00	9432	40	5.184	344.00	9816	157	4.860	654.00
8955	166	0.279	129.99	9433	46	1.118	150.00	9817	165	5.532	692.00
8956	82	0.301	144.49	9482	34	0.245	116.00	9822	47	1.210	232.00
8957	82	0.643	266.00	9516	95	0.773	361.00	9862	39	4.320	200.00
8960	83	1.644	301.98	9517	96	0.806	390.00	9903	120	1.390	504.00
8966	139	0.143	47.70	9518	94	0.976	434.00	9904	123	1.555	566.00
9004	49	6.148	605.00	9519	95	0.784	296.00	9905	121	0.379	199.00
9035	136	0.323	159.60	9520	94	0.897	415.00	9906	121	0.717	294.00
9051	138	0.102	54.00	9521	116	1.246	537.30	9944	109	2.596	749.11
9055	81	0.873	470.00	9522	117	1.062	458.40	9985	47	2.341	300.00
9056	81	0.324	203.00	9523	116	0.727	316.00	9987	114	1.617	268.10
9057	81	0.656	328.00	9524	117	0.268	180.90	17231	45	4.615	596.57
9069	34	0.486	126.00	9530	29	1.199	160.00	30040	142	0.207	134.03
9120	43	0.231	76.20	9586	33	0.658	200.00	30067	35	0.790	180.22
9126	119	1.582	296.00	9590	80	0.534	244.00	30080	40	2.195	282.00
9126	150	1.582	296.00	9608	40	4.320	340.00	30111	73	1.802	275.23

All peripheries less than 100mm are deemed 100mm for surface finish purpose

Index

SECTION NO	PAGE NO	MASS kg/m	OUTSIDE PERM	SECTION NO	PAGE NO	MASS kg/m	OUTSIDE PERM	SECTION NO	PAGE NO	MASS kg/m	OUTSIDE PERM
30139	49	4.209	579.42	31043	32	0.545	140.00	32663	180	1.862	548.36
30193	33	0.789	200.00	31117	53	2.357	293.99	32664	175	1.073	243.56
30196	44	0.811	155.88	31274	53	2.168	330.00	32664	177	1.073	243.56
30208	46	0.357	88.82	31299	40	1.341	229.00	32664	179	1.073	243.56
30209	45	1.102	259.25	31300	47	1.056	250.00	32665	204	4.388	547.64
30210	45	1.017	238.63	31346	90	0.714	355.15	32667	207	3.580	448.07
30211	43	0.187	61.25	31347	90	0.614	304.48	32706	40	3.469	336.00
30240	47	1.967	251.42	31348	90	0.511	255.15	32716	33	2.371	360.00
30252	33	3.621	350.00	31350	44	0.990	189.01	32734	44	2.411	193.13
30276	99	0.682	314.15	31465	84	0.325	160.14	32878	195	1.877	532.65
30282	41	0.213	40.40	31476	40	4.065	320.00	32884	36	0.919	232.00
30299	108	0.399	212.14	31576	35	1.268	318.00	32898	40	19.756	414.00
30366	63	0.104	43.06	31586	68	2.654	328.99	32900	40	21.951	424.00
30386	89	2.528	544.11	31708	30	3.154	400.00	32909	43	0.198	42.85
30387	40	17.545	410.00	31722	100	0.854	323.46	32932	182	1.226	315.19
30388	48	5.783	441.42	31820	46	1.884	228.60	32953	31	0.142	90.00
30485	46	0.878	120.00	31832	45	1.736	293.13	32957	43	0.553	80.00
30486	46	0.493	120.00	31833	45	2.094	353.13	32961	43	0.390	80.00
30487	36	0.967	244.00	31849	196	2.689	304.59	32963	37	0.788	365.60
30494	89	1.910	392.11	31878	45	1.965	299.66	33022	47	1.305	246.57
30497	46	0.932	180.00	31882	115	2.072	384.15	33034	38	0.081	26.00
30524	33	0.522	260.00	31966	155	0.515	156.98	33041	29	1.165	199.57
30525	71	1.400	282.23	31974	40	12.872	289.66	33066	33	1.195	300.00
30543	30	2.341	300.00	32003	44	1.883	155.71	33126	47	2.024	261.00
30558	41	0.401	103.42	32044	99	0.679	184.00	33143	115	1.626	247.85
30624	46	0.776	104.85	32095	33	1.772	230.00	33258	40	4.986	261.66
30640	40	16.260	320.00	32096	45	1.208	229.18	33268	44	2.768	189.10
30752	47	2.307	293.13	32099	35	0.207	105.00	33269	72	7.046	529.10
30771	110	0.511	247.49	32198	39	2.186	133.36	33270	37	7.162	531.42
30772	110	0.380	202.94	32252	33	1.528	290.00	33272	48	5.301	339.10
30815	50	3.755	131.95	32447	44	1.508	194.85	33279	37	4.008	380.57
30832	38	0.154	82.84	32507	100	1.453	309.37	33318	29	1.481	200.00
30835	39	1.073	144.00	32508	98	2.962	406.69	33378	33	7.880	597.42
30837	47	1.203	229.31	32520	44	2.439	189.70	33386	47	1.303	210.00
30887	74	1.111	141.93	32539	206	2.260	606.79	33387	30	1.195	300.00
30888	65	1.520	378.63	32561	38	0.678	70.00	33388	29	0.496	128.00
30950	63	0.175	84.25	32565	44	1.510	194.85	33389	29	0.097	48.00
30962	40	1.762	270.00	32605	155	0.540	262.43	33397	45	2.318	294.50
30982	30	4.086	317.42	32617	178	1.660	621.76	33401	29	0.459	152.00
30999	31	0.341	90.00	32618	175	0.959	240.47	33423	145	0.744	227.67
31011	95	0.370	175.23	32618	177	0.959	240.47	33445	113	0.373	177.47
31012	99	0.433	216.04	32618	179	0.959	240.47	33465	35	0.472	122.00
31017	65	0.170	98.88	32660	186	2.213	728.27	33479	44	1.022	194.85
31018	70	0.139	81.16	32662	58	1.790	440.14	33567	39	3.049	140.00

All peripheries less than 100mm are deemed 100mm for surface finish purpose



Index

McKechnie®
Transforming Aluminium

SECTION NO	PAGE NO	MASS kg/m	OUTSIDE PERM	SECTION NO	PAGE NO	MASS kg/m	OUTSIDE PERM	SECTION NO	PAGE NO	MASS kg/m	OUTSIDE PERM
33602	144	0.353	178.41	34751	43	0.180	48.00	35589	45	1.628	259.31
33603	144	0.278	141.75	34765	46	1.204	152.40	35590	31	0.288	90.00
33604	144	0.742	275.99	34871	57	7.630	398.98	35591	31	0.369	114.00
33605	144	0.160	91.28	34872	46	0.780	102.85	35647	113	0.250	118.13
33620	41	0.132	41.03	34909	40	13.008	320.00	35700	190	0.770	338.41
33627	148	0.483	217.96	34913	41	0.564	78.85	35723	97	0.424	196.13
33628	148	0.936	295.94	34923	46	0.309	85.88	35724	97	0.799	358.46
33629	148	0.483	217.75	34955	39	1.734	175.14	35780	41	8.466	298.28
33630	148	1.200	369.10	35158	46	0.794	124.85	35962	132	0.568	287.13
33638	196	2.580	463.31	35159	46	0.878	120.00	35993	39	0.610	155.48
33669	47	0.508	159.42	35183	39	0.575	114.00	35276A	144	2.179	393.58
33713	47	2.748	350.00	35184	39	0.382	100.00	35279	144	1.499	315.50
33721	45	2.504	320.00	35231	38	0.076	29.80	35280A	144	1.396	295.37
33919	33	3.561	450.00	35270	36	0.456	226.37	35999	33	1.935	249.48
33972	40	2.033	310.00	35300	132	0.429	256.70	36058	45	5.129	394.85
34020	40	1.658	413.14	35301	132	0.448	267.05	36089	64	1.010	252.82
34020	41	1.658	413.14	35302	132	0.464	275.46	36100	203	5.467	310.10
34033	33	0.951	240.00	35303	132	0.495	251.13	36227	40	1.016	255.48
34044	30	3.154	400.00	35309	46	0.959	124.85	36229	53	1.528	199.23
34048	47	3.079	300.00	35320	36	0.650	244.00	36230	53	1.774	299.23
34050	131	0.809	304.98	35327	37	1.314	426.49	36231	39	2.032	169.48
34052	41	0.176	35.14	35336	56	1.062	153.62	36240	39	0.407	154.00
34080	36	0.629	235.85	35337	33	2.754	346.14	36321	40	1.868	240.63
34143	37	2.403	451.40	35360	132	0.281	183.89	36428	58	1.912	338.59
34296	47	2.179	280.00	35361	132	0.298	194.38	36447	79	1.905	472.13
34314	39	10.569	253.31	35362	132	0.315	204.74	36519	33	1.853	349.36
34314	41	10.569	253.31	35363	132	0.332	215.09	36568	37	2.460	382.54
34342	191	2.415	499.60	35364	132	0.348	225.44	36770	57	1.277	165.71
34343	79	1.244	194.85	35365	132	0.379	235.87	36795	29	0.080	39.57
34358	191	2.170	483.19	35366	132	0.397	246.26	36814	132	0.597	329.36
34374	191	2.131	677.82	35367	132	0.530	290.81	36992	46	0.914	174.85
34400	36	0.803	276.22	35368	132	0.557	308.24	37044	46	0.824	160.00
34401	37	0.975	327.02	35369	132	0.578	319.01	37068	39	0.217	103.20
34404	53	0.318	148.97	35378	33	7.877	595.28	37069	132	0.617	339.71
34406	46	0.751	144.85	35379	41	4.063	318.28	37070	132	0.637	350.07
34414	33	2.341	300.00	35392	91	0.610	301.49	37078	36	6.641	508.87
34415	45	1.796	354.85	35393	91	0.712	351.49	37080	132	0.704	360.51
34438	82	0.731	196.64	35394	91	0.326	199.89	37161	32	1.583	300.00
34458	33	2.348	296.14	35432	132	0.694	329.92	37164	47	3.512	239.14
34508	41	7.212	215.04	35472	34	0.253	119.79	37209A	145	0.382	147.90
34509	100	0.986	243.41	35484	132	0.484	287.75	37359	37	3.280	484.42
34559	38	0.244	66.00	35493	46	0.646	124.85	37645	40	2.168	215.66
34569	32	0.577	148.00	35513	48	4.780	599.31	37724	132	0.754	357.52
34689	148	1.521	453.62	35575	55	0.434	62.83	38159	40	8.129	618.63


All peripheries less than 100mm are deemed 100mm for surface finish purpose



McKechnie®
Transforming Aluminium

SECTION NO	PAGE NO	MASS kg/m	OUTSIDE PERM	SECTION NO	PAGE NO	MASS kg/m	OUTSIDE PERM	SECTION NO	PAGE NO	MASS kg/m	OUTSIDE PERM
38185	62	0.413	100.00	E795	40	0.407	203.00	G743	36	0.634	161.48
38186	62	0.293	100.00	E905	46	0.623	150.00	G902	49	1.078	444.57
38431	46+77	0.926	191.90	E918	33	1.558	240.00	HX0100	52	0.234	34.13
38523	208	0.832	226.85	E927	33	2.341	300.00	HX0111	52	0.290	38.46
38585	45	0.861	196.80	E929	45	5.863	379.40	HX0120	52	0.337	41.05
38601	30	1.276	319.23	E962	182	1.800	605.57	HX0127	52	0.379	43.99
38602	30	1.601	399.23	G052	207	1.477	314.85	HX0143	52	0.479	49.47
38606	45	2.766	349.70	G058*	102	1.057	511.10	HX0159	52	0.592	55.01
38607	45	3.022	381.12	G059*	102	1.398	505.10	HX0170	52	0.678	58.63
38959	145	0.115	52.86	G060*	108	1.295	513.70	HX0175	52	0.719	60.62
39059	49	4.319	465.70	G061*	107	1.531	604.65	HX0190	52	0.847	65.82
39124	37	5.413	586.97	G062*	101	0.579	280.67	HX0206	52	0.994	71.44
39125	36	1.211	302.97	G062*	107	0.579	280.67	HX0222	52	1.159	76.99
39126	33	4.704	449.23	G083*	101	0.927	422.42	HX0254	52	1.514	87.86
39164	37	5.431	586.31	G097	44	0.824	160.00	HX0286	52	1.917	99.00
39165	36	1.211	302.97	G141	147	0.326	160.96	HX0318	52	2.357	110.01
39274	48	6.506	699.31	G210	35	0.698	211.00	HX0330	52	2.556	114.32
6946*	187	1.936	276.00	G249	111	1.510	331.00	HX0374	52	3.283	129.56
8774*	197	0.542	211.72	G250	111	1.470	285.12	HX0381	52	3.394	132.01
E025*	181	1.119	275.92	G251	114	1.400	484.40	J001	40	5.420	210.00
E026*	43	0.245	80.00	G252*	107	2.828	576.60	J003	39	2.710	140.00
E053	48	2.104	346.21	G253	147	0.500	194.49	J005	47	1.860	228.60
E122*	99	0.787	318.78	G338*	138	0.201	121.67	J007	148	1.022	320.58
E210	81	1.245	463.07	G348	167	0.216	111.53	J029	155	0.878	340.10
E225	44	0.843	180.00	G419	114	1.914	436.36	J030	155	0.496	199.00
E297	161	5.036	543.54	G432	47	2.079	254.00	J031	155	0.191	94.00
E300	40	2.341	232.00	G435	47	4.827	300.00	J032	156	0.234	118.00
E301	40	2.033	262.00	G449	140	1.070	422.03	J041	70	2.422	366.00
E319	40	1.491	230.00	G451	142	0.204	130.55	J042	68	1.809	440.00
E320	40	5.420	420.00	G452	99	0.438	211.29	J043	32	1.061	203.20
E321	40	6.504	424.00	G463	153	2.498	172.35	J046	178	1.549	551.00
E359	40	0.610	185.00	G465	153	1.828	438.33	J047	182	1.775	596.19
E531	39	0.678	110.00	G466	29	0.132	64.00	J058	155	0.232	94.71
E539	34	0.183	87.60	G481	62	0.881	263.50	J074	31	0.341	90.00
E555	180	1.568	600.17	G557	46	0.355	114.00	J088	35	0.618	158.00
E557	180	1.586	624.81	G566	40	1.620	202.60	J089	36	1.577	394.00
E564	179	1.909	708.20	G567	40	2.369	208.40	J090	46	1.528	200.00
E656	187	0.540	236.15	G568	40	3.115	214.20	J091	39	3.469	192.00
E709	47	1.626	250.00	G569	40	3.862	220.00	J092	38	1.355	90.00
E752	33	1.691	320.00	G570	40	4.892	228.00	J093	38	0.650	64.00
E760	119	0.674	218.76	G589	48	2.585	330.00	J105	32	0.585	220.00
E761	118	0.227	130.09	G611	114	1.998	421.05	J109	174	1.282	459.60
E762	119	0.415	202.69	G677	44	0.498	131.31	J110	174	1.457	443.00
E763	118	0.662	302.86	G705	46	1.366	180.00	J114	43	0.320	101.60

All peripheries less than 100mm are deemed 100mm for surface finish purpose



Index

McKechnie®
Transforming Aluminium


SECTION NO	PAGE NO	MASS kg/m	OUTSIDE PERM	SECTION NO	PAGE NO	MASS kg/m	OUTSIDE PERM	SECTION NO	PAGE NO	MASS kg/m	OUTSIDE PERM
J167	178	1.686	609.16	J864	44	0.612	152.00	K657	53	0.238	120.00
J168	34	0.116	56.80	J874	185	1.836	625.90	K658	84	0.411	205.00
J169	44	0.943	128.00	J885	84	0.865	463.10	K659	84	0.783	250.20
J211	185	1.909	627.10	J900	39	5.567	192.20	K721	43	0.180	50.40
J241	38	0.867	84.00	J904	39	2.879	161.20	K731	139	0.292	70.90
J242	35	0.927	234.00	J907	39	1.474	145.00	K732	139	0.132	68.80
J243	36	0.960	242.00	J918	38	0.271	58.00	K733	137	0.420	123.33
J309	44	0.840	200.00	J919	39	0.542	108.00	K736	43	0.499	100.00
J345	38	0.520	76.00	J922	43	0.177	75.70	K747	85	0.610	304.60
J395	140	0.452	236.40	K011	47	1.252	202.00	K748	85	0.712	354.60
J403	39	0.488	126.00	K013	39	1.301	104.00	K764	187	2.563	395.60
J411	79	0.416	207.13	K014	29	0.254	128.00	K768	71	0.224	113.08
J412	79	0.314	78.30	K024*	39	0.184	98.10	K801	145	0.285	153.10
J413	79	0.162	83.10	K025	43	0.227	73.60	K802	147	0.199	94.20
J414	79	1.234	152.00	K026	44	0.623	148.60	K803	147	0.158	87.40
J416	78	1.082	278.60	K032	38	0.133	63.30	K804	147	0.106	56.70
J424	34	0.341	90.00	K033	40	0.488	184.00	K805	147	0.116	62.50
J425	39	1.734	112.00	K034	40	0.732	186.00	K809	86	0.195	138.30
J426	32	0.480	124.00	K047	45	2.504	313.13	K890*	136	0.198	116.70
J456	32	0.278	140.00	K080	142	0.176	134.94	K909	78	0.957	266.10
J458	36	1.252	314.00	K102	47	4.348	286.27	K910	47	1.854	240.00
J472	77	1.123	203.70	K111	183	2.997	751.60	K911	44	0.666	160.00
J610*	46	0.668	139.10	K113	186	2.623	767.90	K925	186	1.791	619.70
J644	118	0.510	220.86	K129	29	0.824	160.00	K926	185	1.153	369.90
J650	68	1.013	275.64	K132	44	0.801	189.90	K927	185	0.517	184.20
J650	119	1.013	275.64	K145*	40	1.220	306.00	K943	190	1.767	392.70
J653	118	0.996	447.95	K308	45	1.694	260.00	K957	85	0.611	302.30
J679*	38	0.217	48.00	K323	45	2.341	300.00	K967	135	0.174	78.30
J681	181	1.612	330.70	K362	43	0.650	128.00	K968	135	0.234	104.80
J688*	151	1.747	338.30	K430	37	5.267	486.10	K973	65	0.618	158.00
J712	40	0.433	203.20	K496	46	0.308	98.20	K992	183	2.506	416.50
J723	39	0.347	163.20	K500	133	0.427	300.50	K995	78	1.177	263.20
J755	160	4.679	638.60	K501	133	0.393	206.40	K996	44	0.938	125.40
J775	188	2.061	435.50	K502	133	0.391	231.10	M00066	150		
J782	46	0.848	111.10	K503	133	0.494	290.00	M00070	150		
J788	158	6.470	654.30	K504	133	0.330	190.30	M00074	150		
J789	159	8.648	811.70	K558	98	0.741	300.60	M00078	150		
J791	38	0.097	30.00	K574	84	0.287	157.90	M00082	150		
J792	29	1.040	200.00	K576	136	0.178	115.00	M00086	150		
J808	34	0.399	151.40	K580	181	1.938	632.00	N043	134	0.093	52.26
J830	135	0.160	70.50	K582	46	0.661	130.00	N064	48	3.174	379.28
J845	47	1.583	300.00	K607*	142	0.226	141.20	N065	199	1.532	490.60
J851*	181	1.550	338.93	K617	31	0.378	126.00	N102	39	0.826	160.40
J863	48	3.154	400.00	K650	39	1.626	140.00	N116	208	3.346	504.49

All peripheries less than 100mm are deemed 100mm for surface finish purpose

Index

SECTION NO	PAGE NO	MASS kg/m	OUTSIDE PERM	SECTION NO	PAGE NO	MASS kg/m	OUTSIDE PERM	SECTION NO	PAGE NO	MASS kg/m	OUTSIDE PERM
N284	44	0.962	152.00	RD0260	50	1.439	81.68	SQ0100	51	0.271	40.00
N285	43	0.432	94.85	RD0270	50	1.555	84.80	SQ0120	51	0.390	48.00
N297	47	1.273	300.00	RD0280	50	1.663	87.95	SQ0127	51	0.435	50.08
N346	29	0.827	157.90	RD0286	50	1.739	89.76	SQ0159	51	0.681	63.52
N452	110	1.519	505.40	RD0301	50	1.939	94.72	SQ0160	51	0.694	64.00
N637*	152	3.598	512.22	RD0317	50	2.138	99.75	SQ0190	51	0.980	76.20
N709	46	0.472	120.80	RD0320	50	2.180	100.53	SQ0200	51	1.084	80.00
N716	70	0.373	149.04	RD0330	50	2.318	103.67	SQ0250	51	1.694	100.00
N718*	40	13.550	300.00	RD0349	50	2.587	109.74	SQ0254	51	1.741	101.60
N719*	40	10.840	280.00	RD0365	50	2.836	114.67	SQ0318	51	2.721	127.00
N720*	39	13.211	280.00	RD0370	50	2.914	116.24	SQ0381	51	3.919	152.40
N732	32	0.707	180.00	RD0381	50	3.078	119.69	SQ0400	51	4.320	160.00
N733	34	0.252	127.00	RD0390	50	3.237	122.50	SQ0445	51	5.335	177.80
N734	41	0.414	58.05	RD0400	50	3.405	125.66	SQ0500	51	6.750	200.00
N736	30	4.086	317.42	RD0413	50	3.630	129.75	SQ0508	51	6.968	203.20
N737	44	1.185	154.85	RD0445	50	4.190	139.64	SQ0550	51	8.198	220.00
N771	53	0.423	130.00	RD0476	50	4.829	149.60	SQ0635	51	10.927	254.00
N917	40	1.734	328.00	RD0500	50	5.321	157.08	SQ0650	51	11.408	260.00
N974	58	0.193	103.90	RD0508	50	5.472	159.59	SQ0700	51	13.279	280.00
N990	201	2.200	508.64	RD0520	50	5.755	163.36	SQ0762	51	15.735	304.80
N999	134	1.039	147.20	RD0540	50	6.206	169.65	SQ0889	51	21.416	354.23
RD0060	50	0.077	18.85	RD0571	50	6.926	179.54	SQ0950	51	24.458	380.00
RD0063	50	0.086	19.95	RD0600	50	7.662	188.50	SQ1000	51	27.100	400.00
RD0070	50	0.104	21.99	RD0603	50	7.715	189.50	TU8000	55	0.090	31.40
RD0077	50	0.128	24.35	RD0635	50	8.551	199.49	TU8007	55	0.192	62.83
RD0095	50	0.193	29.94	RD0650	50	8.993	204.20	TU8010	55	0.111	39.30
RD0096	50	0.196	30.16	RD0662	50	9.293	207.97				
RD0100	50	0.213	31.42	RD0662	50	9.293	207.97	TU8014	55	0.151	50.30
RD0111	50	0.263	34.87	RD0699*	50	10.361	219.59	TU8018	55	0.243	78.50
RD0120	50	0.306	37.70	RD0762	50	12.313	239.40	TU8020	55	0.152	49.90
RD0127	50	0.342	39.90	RD0780	50	12.949	245.04	TU8030	55	0.185	59.80
RD0140	50	0.417	43.98	RD0800	50	13.622	251.33	TU8035	55	0.217	69.80
RD0150	50	0.479	47.12	RD0830	50	14.663	260.80	TU8040	55	0.251	79.80
RD0159	50	0.537	49.89	RD0860	50	15.742	270.18	TU8050	55	0.284	89.80
RD0160	50	0.545	50.30	RD0889	50	16.760	279.29	TU8055	55	0.315	99.70
RD0171	50	0.622	53.72	RD0984	50	20.617	309.20	TU8090	55	0.098	29.90
RD0175	50	0.649	54.98	RD1016	50	21.890	319.19	TU8110	55	0.136	39.90
RD0190	50	0.769	59.85	RD1100	50	25.754	345.58	TU8140	55	0.213	59.80
RD0200	50	0.851	62.80	RD1143	50	27.807	359.08	TU8150	55	0.251	69.80
RD0206	50	0.907	64.87	RD1200	50	30.649	376.99	TU8160	55	0.290	79.80
RD0222	50	1.052	69.84	RD1270	50	34.320	398.98	TU8170	55	0.327	89.80
RD0238	50	1.208	74.77	RD1333	50	37.848	418.93	TU8180	55	0.366	99.70
RD0250	50	1.325	78.54	SQ0064	51	0.109	25.40	TU8185	55	0.405	109.70
RD0254	50	1.375	79.80	SQ0095	51	0.243	38.12	TU8190	56	0.443	119.70

All peripheries less than 100mm are deemed 100mm for surface finish purpose



Index

McKechnie®
Transforming Aluminium


SECTION NO	PAGE NO	MASS kg/m	OUTSIDE PERM	SECTION NO	PAGE NO	MASS kg/m	OUTSIDE PERM	SECTION NO	PAGE NO	MASS kg/m	OUTSIDE PERM
TU8200	56	0.482	129.70	TU8460	55	0.403	79.80	TU8752	56	1.567	157.08
TU8210	56	0.519	139.60	TU8510	56	0.950	179.50	TU8756	56	2.026	199.49
TU8215	56	0.558	149.60	TU8520	56	1.282	239.39	TU8757	56	2.353	219.91
TU8216	55	0.160	44.00	TU8522	57	2.040	349.03	TU8760	57	3.269	314.16
TU8217	56	0.597	159.60	TU8523	56	0.724	119.70	TU8765	56	1.140	139.64
TU8218	55	0.300	78.50	TU8524	56	0.868	136.03	TU8774	56	1.453	135.72
TU8219	55	0.224	59.70	TU8525	55	0.555	89.80	TU8775	56	1.470	135.10
TU8222	55	0.142	37.70	TU8526	56	0.922	144.50	TU8780	56	1.666	152.10
TU8230	55	0.363	94.20	TU8528	56	1.629	239.40	TU8785	56	1.859	159.60
TU8231	55	0.427	109.70	TU8530	55	0.297	49.90	TU8787	56	2.889	239.40
TU8235	55	0.114	31.40	TU8555	56	1.014	152.10	TU8790	56	1.377	119.70
TU8237	55	0.196	50.30	TU8558	57	1.696	279.29	TU8800	56	2.290	188.50
TU8239	55	0.414	100.50	TU8559	57	2.754	398.98	TU8805	56	1.490	125.70
TU8240	55	0.251	62.80	TU8560	56	1.080	159.60	TU8806	56	1.769	146.70
TU8244	55	0.318	78.50	TU8561	56	1.520	219.91	TU8808	57	3.899	279.30
TU8245	55	0.323	79.80	TU8565	55	0.409	59.69	TU8809	56	2.490	199.50
TU8246	55	0.358	88.00	TU8570	56	1.222	178.40	TU8810	56	1.916	157.08
TU8247	55	0.465	112.15	TU8575	55	0.562	78.50	TU8811	57	3.422	259.18
TU8248	56	0.668	159.60	TU8580	55	0.573	79.80	TU8812	56	2.578	189.12
TU8249	56	0.523	125.70	TU8590	55	0.611	84.80	TU8813	56	2.341	188.50
TU8250	55	0.109	29.90	TU8600	55	0.713	99.70	TU8815	56	2.248	157.00
TU8251	56	0.659	157.08	TU8601	55	0.741	100.50	TU8820	56	2.937	199.50
TU8252	57	1.340	314.16	TU8610	56	0.896	119.70	TU8825	56	2.554	204.20
TU8260	55	0.197	49.90	TU8615	56	0.942	125.70	TU8826	56	3.428	229.65
TU8265	55	0.241	59.80	TU8620	56	1.059	139.60	TU8828	57	4.640	358.14
TU8290	55	0.284	39.80	TU8621	56	1.145	150.80	TU8828	57	4.640	358.14
TU8300	55	0.463	110.00	TU8630	56	1.196	157.10	TU8830	57	4.802	314.16
TU8410	56	0.766	179.50	TU8640	56	1.216	159.60	TU8840	55	1.026	79.80
TU8420	56	0.859	199.50	TU8649	56	1.456	188.50	TU8910	56	2.309	119.70
TU8425	56	0.599	139.60	TU8650	56	1.374	179.10	TU8911	56	2.203	131.95
TU8430	55	0.194	44.80	TU8651	57	1.959	251.30	TU8990	57	10.860	289.03
TU8432	55	0.473	100.50	TU8655	57	2.478	314.20	TU8991	56	0.958	127.23
TU8433	55	0.289	59.80	TU8658	57	2.988	376.99	TU8992	56	1.231	152.05
TU8436	55	0.305	62.80	TU8660	55	0.430	59.69	TU8993	56	1.839	235.62
TU8440	55	0.390	78.50	TU8670	55	0.612	79.80	X074	156	0.242	152.57
TU8441	56	0.647	125.70	TU8710	56	1.311	159.60	X075	156	0.162	98.63
TU8442	56	0.723	139.60	TU8720	56	1.661	199.50	X076	156	0.119	79.33
TU8443	56	0.817	157.08	TU8725	56	1.936	199.49	X077	156	0.204	132.70
TU8446	56	0.986	188.50	TU8730	56	2.011	239.40	X108	92	0.550	206.41
TU8447	56	1.047	199.49	TU8740	57	2.361	279.30	X108*	77	0.550	206.41
TU8448	57	1.301	251.30	TU8745	57	2.711	319.20	X123A	206	1.892	730.85
TU8449	57	1.669	314.20	TU8747	56	2.307	238.76	X124	151	2.666	218.14
TU8450	56	1.243	235.62	TU8748	56	1.226	100.53	X190	41	1.014	158.23
TU8451	56	1.158	219.91	TU8750	56	1.493	150.80	X193	100	0.136	86.14

All peripheries less than 100mm are deemed 100mm for surface finish purpose

Index

SECTION NO	PAGE NO	MASS kg/m	OUTSIDE PERM	SECTION NO	PAGE NO	MASS kg/m	OUTSIDE PERM	SECTION NO	PAGE NO	MASS kg/m	OUTSIDE PERM
X197	45	1.008	192.21	Z063	146	0.452	200.71	Z838	122	0.927	321.06
X205	190	2.073	473.88	Z071	43	0.307	98.17	Z840	123	1.134	322.42
X248	143	0.730	241.92	Z077	31	0.166	39.80	Z842	123	1.430	339.71
X273	41	1.047	109.13	Z120	40	1.355	210.00	Z843	123	0.949	258.00
X332	146	0.290	182.98	Z132	141	0.227	141.75	Z844	124	0.328	149.49
X372	151	1.987	229.84	Z279	203	1.289	225.03	Z844	128	0.328	149.49
X381	155	0.289	174.53	Z320	45	3.154	400.00	Z845	124	1.322	358.06
X382	156	0.227	142.64	Z335	48	3.960	500.00	Z846	124	0.981	356.83
X383	155	0.191	114.87	Z338	164	8.683	730.27	Z847	124	1.135	427.30
X389	156	0.139	71.64	Z340*	145	0.751	240.51	Z848	125	1.155	430.01
X390	152	3.825	539.66	Z357	47	0.500	156.85	Z849	125	1.426	516.32
X394	46	0.510	150.00	Z377	87	0.672	315.32	Z850	125	0.345	165.51
X429	151	1.475	192.90	Z379	49	0.514	262.23	Z852	126	1.606	406.25
X472	40	2.927	204.00	Z380	86	0.582	267.23	Z854	126	1.462	483.08
X485	200	1.962	343.56	Z381*	87	0.769	279.34	Z855	126	1.145	419.59
X486	200	1.894	326.16	Z382	88	1.326	428.12	Z856	127	1.128	420.78
X500	46	0.506	121.68	Z383	86	0.953	328.12	Z857	127	1.303	446.62
X510	46	0.622	120.85	Z399	146	0.464	201.44	Z858	127	1.323	431.85
X519	38	0.867	96.00	Z422	48	4.060	387.12	Z859	127	0.925	289.04
X534	79	0.430	90.55	Z448	40	0.732	303.60	Z860	128	0.456	174.33
X535*	78	0.731	302.17	Z464	63	1.160	153.39	Z861	128	0.662	248.13
X536	79	0.366	179.53	Z483	47	2.644	289.70	Z862	128	1.035	301.23
X537	79	0.179	95.84	Z489	32	0.441	220.00	Z863	128	0.833	225.33
X540	199	1.418	528.89	Z536	53	0.136	86.00	Z864	128	0.929	230.34
X544	46	1.101	144.85	Z539	53	0.205	124.00	Z866	129	1.240	447.15
X546	44	0.901	140.82	Z566	34	0.711	215.00	Z867	70	0.915	358.54
X547	44	0.922	122.85	Z583	100	0.669	323.07	Z867	71	0.915	358.54
X548	45	1.052	198.05	Z606	78	0.864	362.29	Z867	129	0.915	358.54
X549	45	1.621	198.05	Z608	36	1.648	312.00	Z868	129	1.316	486.97
X550	45	4.434	277.50	Z716	40	8.943	266.00	Z869	130	0.169	99.56
X551	41	0.792	106.85	Z741	62	0.952	239.45	Z912	45	0.887	238.28
X552	41	0.386	56.85	Z741	167	0.952	239.45	Z913	46	0.659	178.28
X553	53	1.041	200.00	Z785*	145	0.749	240.25	Z921	146	0.417	161.69
X574	147	0.249	126.32	Z792	47	1.257	240.00	Z954	163	5.882	646.54
X591	44	1.041	200.00	Z827	130	0.273	138.92	Z965	32	0.470	220.00
X592	44	1.203	160.00	Z828	120	1.705	603.47	Z966	33	0.643	300.00
X684*	36	0.518	242.30	Z829	120	0.510	184.64	Z980	58	0.252	127.00
X685*	36	0.525	245.20	Z830	120	0.657	244.64				
X745	100	0.850	323.59	Z831	121	0.465	198.17				
X788	30	5.694	432.27	Z832	121	0.499	221.38				
X861	47	2.897	237.98	Z833	121	0.307	150.67				
X903*	45	1.855	313.13	Z834	121	0.639	225.03				
X993	39	0.867	168.00	Z835	122	0.833	243.71				
Z008	146	0.309	153.25	Z836	122	0.836	300.22				

All peripheries less than 100mm are deemed 100mm for surface finish purpose



McKechnie®
Transforming Aluminium

Index

SECTION NO	PAGE NO	MASS kg/m	OUTSIDE PERM
---------------	------------	--------------	-----------------



McKechnie®
Transforming Aluminium

Notes